



SCARAB
FAYAT GROUP



M6 SKID MOUNTED ROAD SWEEPER

PARTS BOOK



Parts Book

M6

with CANbus 3.1 Control System

Manual No. SCAZ043095

Issue: 1.04.0716th February 2021

To download the latest version visit our website.

Scarab Sweepers Limited
Pattenden Lane - Marden - Kent TN12 9QD, UK
T: +44 (0)1622 831 006
E: scarab@scarab-sales.com - W: scarab-sweepers.com
Registered in England No. 18923459 - VAT No. GB 374 5002 68
Registered Office: Pattenden Lane, Marden, Tonbridge, Kent TN12 9QD, UK

Copyright ©2021 Scarab Sweepers Ltd.

Important Notice To Users

This manual is published by the Technical Publications Department of Scarab Sweepers Limited and every effort is made to ensure that the information it contains is correct at the time of publication. Due to a policy of continuous development, however, the Company reserves the right to alter the specification and to supply when so altered without reference to illustrations and descriptions in this manual.

Parts depicted or mentioned in this manual may or may not be fitted to your particular road sweeper due to various options that may or may not have been selected and does not therefore infer that the part should be fitted to your particular road sweeper or is missing. If in doubt then please contact the Scarab Parts Department for clarification.

It is imperative that the correct model is FULLY identified when procuring replacement parts for your Scarab Sweeper. To avoid unnecessary confusion and delays caused by incorrectly ordered parts, please refer to the Vehicle Serial Number (CE) Plate and take note of the vehicle's number.

i The Serial Number Plate is located on the left hand side of the subframe, below the hydraulics cabinet door.

The example shown here is for guidance only.



| | | | | |
|--|---|--|---|--|
| | Scarab Road Surface Cleaner www.scarab-sweepers.com | | Scarab Sweepers Limited Pattenden Lane, Marden, Tonbridge, Kent. TN12 9QD, England. | |
| | Type | | | |
| | Serial Number | | | |
| | Year of Manufacture | | | |

This information **MUST** accompany EVERY parts order to ensure that the correct parts are supplied.

How To Use This Illustrated Parts Catalogue

Introduction

This Illustrated Parts Catalogue has been organised to facilitate ease of use when identifying and procuring replacement parts for the Scarab Sweeper.

The information content has been arranged in a logical manner by creating a number of separate sections, each dealing with a specific aspect or sub-system of the machine, complete with its own table of contents. Where relevant, cross-references from one section to another have been included to enable the user to quickly navigate to the information that gives the required level of detail.

Using The Parts Lists

The breakdown structure within each parts list reflects the inter-relationship of the various components in an assembly.

The order of information (L to R) is: Item/Part No./Quantity/Description.

The first item on a parts list, is the description of the main assembly in question, is shown in bold, thus:

Description of Main Assembly

The succeeding parts generally fall into two categories, namely attaching parts i.e. bolts, screws, nuts, washers etc. or breakdown parts i.e. assemblies/sub assemblies and/or piece parts.

Item Numbers

Item numbers are used to cross-refer items from the parts lists to their associated illustrations and vice-versa, except for, attaching parts.

If the illustration of an item is superfluous, then the item number will be listed as not illustrated:- **NI**.

Part Numbers

Not every item will have a part number associated with it because it might be an assembly that is broken down into its components else where or there might be different versions of that item described elsewhere.

Quantities

When a parts quantity has been marked with **AR** then this means *as required*, for example hose lengths may differ slightly due to the route taken, or you may have one or more of a given part then the quantity will be *as required* due to the quantity of said part that is fitted to a particular sweeper configuration.

PDF Version

The PDF version of this manual has been created to open like you would the real manual with two pages per view, so do not click the one page per view button otherwise it makes it harder to read. It will include bookmarks to each chapter and links to other sections from components that are also referenced elsewhere to make navigation throughout the manual easier.

Warranty Statement

1. Scarab Sweepers Limited (hereinafter referred to as the Company) warrants that (subject to the other provisions of the published Terms and Conditions of Sale - available upon request) upon delivery and for a period of 12 months from the date of actual delivery, or 2,000 running hours from the date of actual delivery whichever is sooner, the Goods correspond with their specification at the time of delivery, and will be free from defects in materials and workmanship.
2. The Company does not warrant the condition or quality of any used Goods supplied to the Customer, or other truck manufacturers' chassis cab content or to the auxiliary engine fitted in the Scarab Sweeper or to any other component not manufactured by the Company and any such warranty claims must be submitted to the manufacturer of that component, or their locally appointed agent.
3. The Company shall not be liable for a breach of any of the warranties in condition 1 unless the Customer gives written notice of the defect to the Company, and (if the defect is as a result of damage in transit) to the carrier, within 7 days of the time when the Customer discovers or ought to have discovered the defect.
4. The Company shall not be liable for a breach of any of the warranties in condition 1 if the Customer makes any further use of such Goods after giving such notice, the defect arises because the Customer failed to follow the Company's oral or written instructions as to the storage, installation, commissioning, use or maintenance of the Goods or (if there are none) good trade practice, or the Customer alters or repairs such Goods without the written consent of the Company, or uses non genuine parts to effect a repair.
5. The following consumable items listed are excluded from the Company warranty:
 - all fuel oils,
 - antifreeze,
 - all brush link pivots and bushes,
 - wander hoses, suction nozzles,
 - body inlet ducts, wearing plates,
 - high pressure water pump piston seals and valves,
 - door seals,
 - inlet seals,
 - batteries,
 - tyres,
 - all brushes,
 - lift cables,
 - rubber skirts,
 - suction nozzle wheels,
 - flap trunking,
 - deflectors,
 - screens flaps or blanking plates,
 - water pump diaphragm valves and water jets,
 - all filter strainers and elements,
 - windows,
 - glass mirrors,
 - light bulbs,
 - fuses,
 - brake lining pads,
 - auxiliary drive belts and any other part normally regarded as consumable.
6. Any parts replaced under the terms of this warranty will be covered by the unexpired portion of this warranty.
7. Subject to conditions 3 and 4, if any of the Goods do not conform with any of the warranties in condition 1 the Company shall at its option repair or replace such Goods (or the defective part) or refund the price of such Goods at the pro rata Contract rate provided that, if the Company so requests, the Customer shall, at the Customer's expense, remove the defective Goods or part of such Goods and return the Goods or the part of such Goods which is defective to the Company. Parts replaced under warranty will be delivered by the Company FOB port of exportation.
8. If the Company complies with the terms contained in this statement it shall have no further liability for a breach of any of the warranties in condition 1 in respect of such Goods.
9. No representative or agent of Scarab Sweepers Limited has the authority to add or to vary these Warranty Conditions except with the Company's official confirmation in writing from Scarab Sweepers Limited, head office in Marden Kent, England.

For further information, please refer to the Company's Terms & Conditions of Sale. In the event of conflict between this Warranty Statement and the Company's Terms & Conditions of Sale the latter will prevail.

Table of Contents

| <i>Section/Description</i> | <i>Page</i> |
|--|-------------|
| Controls | 9 |
| Cab Items - Controls - CANbus v3.1. | 10 |
| Auxiliary engine | 13 |
| Auxiliary Engine General Arrangement. | 14 |
| Cummins Replacement Parts and Sensors. | 16 |
| Diesel Fuel Tank and Associated Components. | 18 |
| Auxiliary Engine - Service Kits | 20 |
| First Service | 20 |
| 250 Hour Service. | 20 |
| 2000 Hour Service. | 20 |
| Subframe and hopper | 21 |
| Hopper and Subframes General Arrangement. | 22 |
| Manual Hopper Safety Prop and Bypass Valve Controls. | 24 |
| Hopper General Arrangement. | 26 |
| Hopper Internal Components | 28 |
| Filter Screen Assembly | 28 |
| Auto Blanking | 30 |
| Deflector Flap Assembly. | 30 |
| Suction Fan Assembly. | 32 |
| Rear Door Arrangement. | 34 |
| Rear Door Ram, Opening and Locking Arrangement. | 36 |
| Rear Door with Inspection/Cleaning Hatch | 38 |
| Sweeping and suction | 41 |
| Side Brush Lift Arrangement | 42 |
| Side Brush Swing Out | 44 |
| Side Brush Pressure Arrangement. | 44 |
| Wide Sweep Assembly | 46 |
| Wide Sweep Bearing Assembly | 48 |
| Wide Sweep Slewing Arrangement. | 48 |
| Hydraulic Tilting Suction Nozzle Assembly | 50 |
| Suction Spigot | 52 |
| Suction Nozzle Raise/Lower Arrangement | 52 |
| Associated Sweeping Equipment - Brushes and Skirts | 54 |
| Rear Wander Boom Arrangement. | 56 |
| Washing and dust suppression | 59 |
| Water Tank Assembly. | 60 |
| Water Tank Drain Valve Assembly. | 62 |
| Water Filter Assembly - High Pressure | 62 |
| Water Tank Filler Arrangement | 64 |
| Low Pressure Water Twin Diaphragm - Arrangement. | 66 |
| Low Pressure Water Twin Diaphragm - Fittings. | 66 |
| Low Pressure Water Twin Diaphragm - Components | 68 |
| Low Pressure Water Pump Electric- Arrangement | 70 |
| Water Valve Assembly | 72 |
| Side Brush Low Pressure Water Spray Nozzle | 74 |
| Front Low Pressure Spray Bar | 74 |
| Combined High & Low Pressure Front Spray Bar Arrangement | 76 |
| Suction Nozzle Box - Dust Suppression | 78 |
| Suction Tube - Dust Suppression. | 78 |

| | |
|--|------------|
| Automatic Hose Reel and Lance Assembly | 80 |
| High Pressure Water Pump 42 LPM - Arrangement | 82 |
| High Pressure Water Pump 42 LPM - Components | 84 |
| High Pressure Water Pump 42 LPM - Seal Kits | 85 |
| Hydraulics | 87 |
| Combined Radiator/Oil Cooler | 88 |
| Hydraulic Oil Tank Arrangement | 90 |
| Valve Block - Main Control | 92 |
| Suction Nozzle Tilt and Sweep Wash Valves | 94 |
| Fan Circuit Relief and Dump Valves | 96 |
| Hopper Control Valve Block | 98 |
| Suction Fan Pump and Gear Pump Arrangement | 100 |
| Suction Fan Motor Assembly | 100 |
| Hydraulic Motor, OMP50 - High Pressure Water Pump 42 LPM | 102 |
| Hydraulic Motor, OMP100 - Wide Sweep | 102 |
| Hydraulic Motor, OMP200 - Side Brush | 102 |
| Hopper Lift Ram Assembly | 104 |
| Rear Door Open/Close Ram Assembly | 104 |
| Side Brush Lift Ram Assembly | 104 |
| Suction Nozzle Tilt Ram Assembly | 104 |
| Auxiliary Hand Pump | 106 |
| Filter High-Pressure | 106 |
| Hydraulic Circuit - Hopper, Rear Door and HP Pump | 108 |
| Hydraulic Pipes Schematic - Brushes, Nozzle Tilt and Suction Fan | 110 |
| Clamps for Steel Piping | 112 |
| Pneumatics | 113 |
| Pneumatic Control Valves Standard | 114 |
| Pneumatic Control Valves High Temperature | 114 |
| Pneumatic Filter, Regulator, Lubricator Arrangement | 116 |
| Pressure Regulator Valve, Switch, Wide Sweep & Side Brush | 116 |
| Pneumatic Cylinder, Wide Sweep Raise/Lower - Assembly | 118 |
| Pneumatic Cylinder, Wide Sweep Slewing - Assembly | 118 |
| Pneumatic Cylinder, Suction Nozzle Raise/Lower - Assembly | 118 |
| Pneumatic Cylinder, Side Brush Swing In/Out - Assembly | 120 |
| Pneumatic Cylinder, Side Brush Pressure - Assembly | 120 |
| Pneumatic Cylinder, Auto Blanking - Assembly | 120 |
| Electrical | 123 |
| Electrical Components - Cab | 124 |
| Node and Pneumatic Enclosure Assembly | 126 |
| Battery Junction Box | 126 |
| Electrical - Wiring Looms, Connectors | 128 |
| Electrical - Switches and Sensors | 128 |
| Electrical - Fuses | 128 |
| Electrical - Relays | 128 |
| Electrical - Lamps and LEDs | 128 |
| Electrical - Beacons | 129 |
| Electrical - Spare Bulbs | 129 |
| Electrical - Other Components | 129 |
| Labels and decals | 131 |
| Safety and Information Labels | 132 |
| Scarab Badges and Vinyl Decals | 134 |

Controls







| <i>Description</i> | <i>Page</i> |
|--|-------------|
| Cab Items - Controls - CANbus v3.1 | 10 |

| <i>Item</i> | <i>Part Number</i> | <i>Quantity</i> | <i>Description</i> |
|---|--------------------|-----------------|--|
| Cab Items - Controls - CANbus v3.1 | | | |
| 1 | | 1 | Main control panel Page 124 |
| 2 | 037055 | 1 | . Fixing plate, enclosure, main control panel |
| | 000346 | 1 | . . Screw, socket button head, M5 x 16mm |
| | 000155 | 1 | . . Nut, M5, Nyloc |
| 3 | 030188 * | 1 | . Ball joint, main control panel |
| NI | 036912 | 1 | . Loom, main control panel Page 128 |
| NI | 036914 | 1 | . . Loom, main control panel, power Page 128 |
| 4 | 042882 | 1 | Display screen, CANbus v3.1 (programmed) Page 124 |
| NI | 036916 | 1 | . Loom, display screen Page 128 |
| NI | 040353 | 1 | . Loom, power supply, rear camera Page 38, 128 |
| NI | 040355 | 1 | . Loom, rear camera Page 38, 128 |
| 5 | 032108 * | 1 | . Ball joint, display screen |
| 6 | | 1 | Auxiliary controller, (door pod), Page 124 |
| NI | 036913 | 1 | . Loom, auxiliary controller, (door pod) Page 128 |
| NI | 036915 | 1 | . . Loom, auxiliary controller, power, (door pod) Page 128 |
| 7 | * | 1 | . Bracket, mounting, auxiliary controller (door pod) |
| 8 | 037064 | 1 | . Clamp, fixing plate |
| NI | 038013 | 1 | Loom, cab Page 128 |
| 9 | 036799 | 3 | Node, cabinet module (CR2012) Page 124 |
| NI | * | AR | . Bracket, mounting, cabinet module |
| 10 | ** | 1 | Hopper remote controller, complete Page 124 |
| NI | ** | 1 | . Loom, hopper remote controller Page 128 |
| 11 | ** | 1 | . Storage pocket, hopper remote controller |
| 12 | 037048 | 1 | Sounder (for keypad) Page 129 |
| 13 | 041534 | 1 | Camera splitter unit Page 129 |
| 14 | 044294 | 1 | Hopper remote controller, complete with holster Page 124 |

Notes:-

* These are examples of screen and control mountings. They are subject to the chassis/cab they are being installed on. Please contact Scarab Parts Department for further information.

** As from March 2016 if you have one of these controllers then please order item 14 instead.



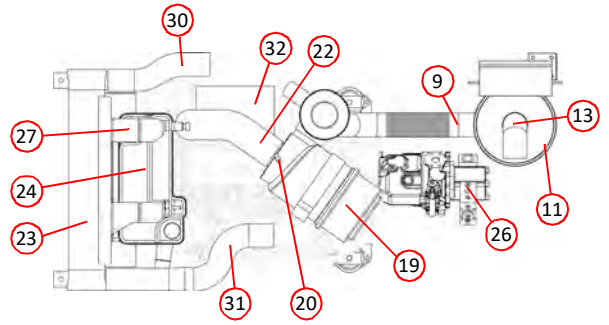
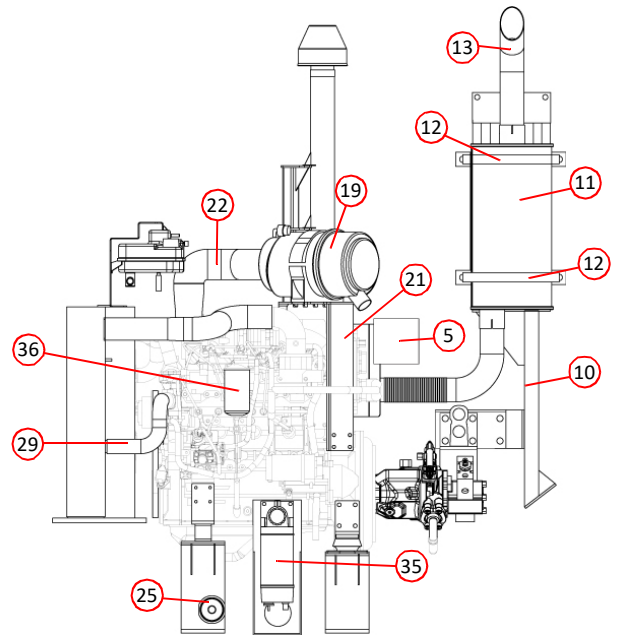
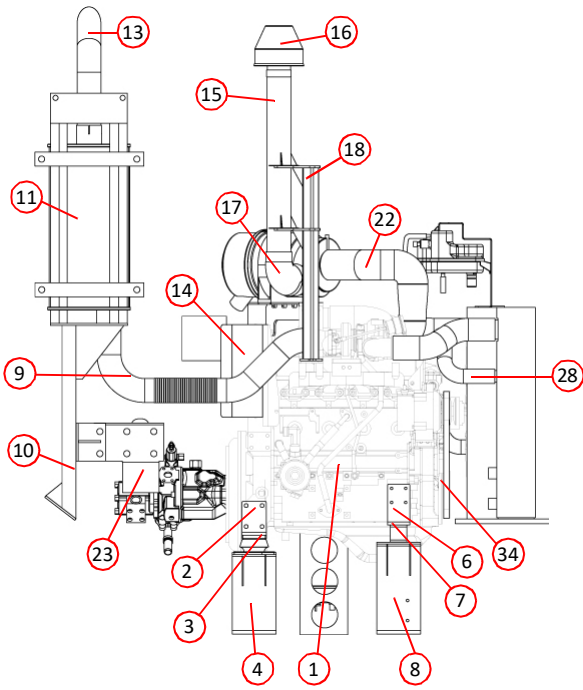
MAIN CONTROLS - CANbus 3.1

Auxiliary engine

| <i>Description</i> | <i>Page</i> |
|--|-------------|
| Auxiliary Engine General Arrangement | 14 |
| Cummins Replacement Parts and Sensors | 16 |
| Diesel Fuel Tank and Associated Components | 18 |
| Auxiliary Engine - Service Kits. | 20 |
| First Service | 20 |
| 250 Hour Service | 20 |
| 2000 Hour Service | 20 |

| Item | Part Number | Quantity | Description |
|---|-------------|----------|--|
| Auxiliary Engine General Arrangement | | | |
| 1 | * | 1 | Cummins QSB3.3 Auxiliary Engine |
| 2 | 033615 | 2 | . Engine mounting bracket, rear |
| 3 | 030724 | 2 | . . Engine mount, rear |
| 4 | 033527 | 1 | . . Support cradle, rear |
| NI | 040602 | 1 | . . . Frame, junction box and fuel filter |
| 5 | 037308 | 1 | Enclosure, battery junction box Page 126 |
| 6 | 033614 | 2 | . Engine mounting bracket, front |
| 7 | 013409 | 2 | . . Engine mount, front |
| 8 | 033523 | 1 | . . Support cradle, front |
| 9 | 035356 | 1 | . Down pipe, exhaust |
| | 036831 | 1 | . . U Clamp 83mm |
| 10 | 034372 | 2 | . . Mounting bracket, exhaust |
| 11 | 035357 | 1 | . . Silencer, exhaust |
| 12 | 033240 | 2 | . . . Strap, silencer |
| | 011075 | 2 | Nut, M10, Nyloc |
| | 011094 | 2 | Washer, M10 |
| 13 | 035358 | 1 | . . Tail pipe, exhaust |
| | 036831 | 1 | . . . U Clamp 83mm |
| 14 | 033698 | 1 | . . Heat shield, exhaust |
| 15 | 040603 | 1 | . Air intake stack (WK8239 onwards) |
| 16 | 036022 | 1 | . . Cap, air stack |
| 17 | 025550 | 1 | . . Elbow, air stack, rubber |
| 18 | 040604 | 1 | . . Bracket, air stack |
| | 036831 | 1 | . . U Clamp 83mm |
| | 011064 | 2 | . . . Bolt, high tensile, M12 x 110mm |
| | 011096 | 4 | Washer, M12 |
| | 011077 | 2 | Nut, M12, Nyloc |
| NI | 012931 | 1 | . . . Clamp, worm drive, 70-90mm |
| 19 | 025279 | 1 | . Air box |
| 20 | 030875 | 1 | . . Sender, air filter blocked |
| NI | 034343 | 1 | . . . Elbow, sender, air filter blocked |
| NI | 025280 | 1 | . . Element, air filter |
| NI | 025281 | 1 | . . Safety element, air filter |
| 21 | 038019 | 1 | . . Support, air box |
| NI | 041064 | 1 | . . Brace, air box support |
| NI | 041065 | 2 | . . Bobbin mount, male/male, M8 |
| 22 | 033594 | 1 | . Pipe, air inlet |
| 23 | 034954 | 1 | . Expansion tank Page 88 |
| 24 | 040605 | 2 | . . Bracket, expansion tank |
| NI | 039932 | 4 | . . . Fastener, anti-vibration, M8 |
| | 011012 | 4 | Setscrew, high tensile, M8 x 30mm |
| NI | 036678 | 1 | . . Support plate, expansion tank |
| 25 | 025103 | 1 | . Filter, hydraulic, high-pressure Page 106 |
| 26 | | 1 | . Pump, hydraulic, arrangement Page 100 |
| 27 | 033711 | 1 | . Radiator, combined oil and intercooler Page 88 |
| 28 | 033593 | 1 | . . Hose, radiator |
| NI | 003006 | 2 | . . . Clamp, worm drive, 35 - 50mm |
| 29 | 033592 | 1 | . . Hose, radiator |
| NI | 012927 | 2 | . . . Clamp, worm drive, 40 - 55mm |
| 30 | 033590 | 1 | . Hose, intercooler 'A' |
| NI | 005112 | 4 | . . Clamp, worm drive, 60 - 80mm |
| 31 | 033591 | 1 | . Hose, intercooler 'B' |
| 32 | 033699 | 1 | . Cover, turbo unit |
| NI | 033703 | 1 | . . Bracket, turbo unit cover |
| 33 | 034959 | 1 | . Filter, oil |
| 34 | 034961 | 1 | . Belt, alternator |
| 35 | 036195 | 1 | . Filter, pre-fuel |
| 36 | 034960 | 1 | . Filter, fuel |

Notes:-
* Please contact Scarab Parts Department regarding this engines.



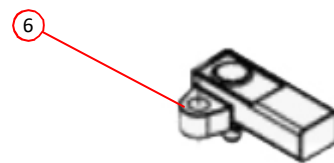
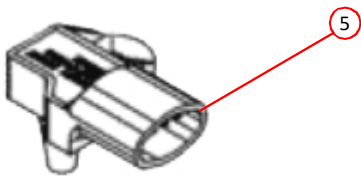
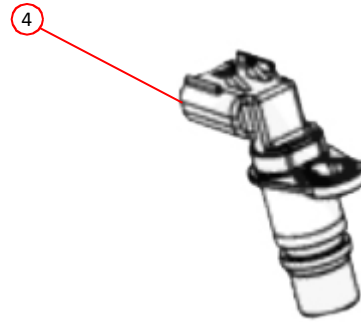
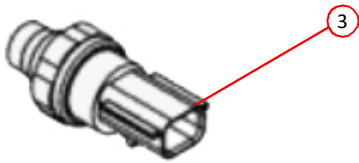
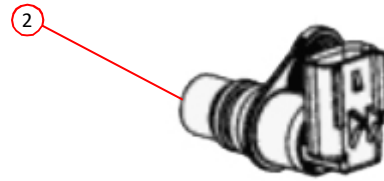
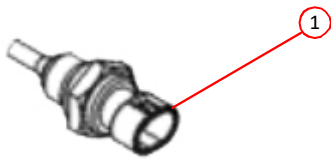
AUXILIARY ENGINE - GENERAL ARRANGEMENT

Auxiliary engine

| <i>Item</i> | <i>Part Number</i> | <i>Quantity</i> | <i>Description</i> |
|-------------|--------------------|-----------------|--|
| | | | Cummins Replacement Parts and Sensors * |
| NI | 034959 | 1 | Oil filter |
| NI | 034960 | 1 | Fuel filter |
| NI | 034961 | 1 | Alternator belt |
| NI | 036195 | 1 | Pre-fuel filter |
| NI | 038220 | 1 | Starter Motor |
| 1 | 039082 | 1 | Temperature sender |
| NI | 039084 | 1 | Thermostat kit |
| NI | 039085 | 1 | Dipstick |
| NI | 039086 | 1 | Water pump kit |
| NI | 039087 | 1 | Alternator |
| 2 | 039088 | 1 | Position sensor, cam or crank, 2872277 |
| 3 | 039089 | 1 | Oil pressure switch |
| 4 | 039090 | 1 | Position sensor, cam or crank, 2872279 |
| 5 | 039091 | 1 | Intake manifold pressure temperature sensor |
| NI | 039092 | 1 | Wiring harness |
| 6 | 039093 | 1 | Ambient air pressure sensor |


Notes:-

- * Please contact Scarab Parts Department regarding the Cummins engines and it's associated parts due to differing engines for different parts of the world.
Information relating to parts for the Cummins QSB3.3 Auxiliary Diesel Engine can be obtained from the following web site: <https://quickserve.cummins.com/info/index.html>



CUMMINS ENGINE SENSORS

| <i>Item</i> | <i>Part Number</i> | <i>Quantity</i> | <i>Description</i> |
|---|--------------------|-----------------|--|
| Diesel Fuel Tank and Associated Components | | | |
| 1 | 034324 | 1 | Diesel fuel tank 120 Litre Page 22 |
| 2 | 032662 | 1 | . Gauge, fuel level |
| NI | 021979 | 2 | . . Washer, rubber |
| 3 | 033228 | 1 | . Cap, fuel, and key |
| 4 | 020688 | 1 | . Breather |
| 5 | 020689 | 1 | . . Plug, breather " |
| NI | 011156 | 1 | . . . Seal, Dowty, 1 BSP |
| 6 | 034604 | 1 | . Fuel feed/return unit |
| 7 | 031189 | 1 | . . Gasket, fuel feed/return unit |
| NI | 000142 | 6 | . . Screw, cap head, M4 x 15mm |
| NI | 011243 | 1 | . Plug, $\frac{1}{2}$ BSP |
| NI | 011154 | 1 | . . Seal, Dowty, $\frac{1}{2}$ BSP |
| NI | 031150 | 1 | . Non-return valve, fuel |



FUEL TANK AND ASSOCIATED COMPONENTS

| <i>Part Number</i> | <i>Quantity</i> | <i>Description</i> |
|---|-----------------|----------------------------------|
| Auxiliary Engine - Service Kits | | |
| 034962 First Service (250 Hours) | | |
| 034959 | 1 | Filter, Engine Oil |
| 034960 | 1 | Filter, Fuel |
| 025280 | 1 | Filter, Main Air |
| 025281 | 1 | Filter, Safety Main Air |
| 013125 | 1 | Filter, Hydraulic Return |
| 025104 | 1 | Filter, Hydraulic, High Pressure |
| 036195 | 1 | Filter, Pre-fuel |
| 005001 | 2 | Oil, Engine, 7.4 litres |
| 005007 | 1 | Grease |
| 034963 250 Hour Service (Every) * | | |
| 034959 | 1 | Filter, Engine Oil |
| 034960 | 1 | Filter, Fuel |
| 025280 | 1 | Filter, Main Air |
| 036195 | 1 | Filter, Pre-fuel |
| 005001 | 2 | Oil, Engine, 7.4 litres |
| 005007 | 1 | Grease |
| 034964 2000 Hour Service (Every/Annually) ** | | |
| 034959 | 1 | Filter, Engine Oil |
| 034960 | 1 | Filter, Fuel |
| 025280 | 1 | Filter, Main Air |
| 025281 | 1 | Filter, Safety Main Air |
| 013125 | 1 | Filter, Hydraulic Return |
| 025104 | 1 | Filter, Hydraulic Pressure |
| 020687 | 1 | Filter, Suction |
| 036195 | 1 | Filter, Pre-fuel |
| 005001 | 2 | Oil, Engine, 7.4 litres |
| 005007 | 1 | Grease |
| 034961 | 2 | Belt, Alternator |
| 005005 | 25 | Oil, Hydraulic |

Notes:-





* If it is first service or it is the 2000 hour service then this service is not required.

** This service is required every 2000 hours or annually which ever comes first.

Subframe and hopper

| <i>Description</i> | <i>Page</i> |
|---|-------------|
| Hopper and Subframes General Arrangement | 22 |
| Manual Hopper Safety Prop and Bypass Valve Controls | 24 |
| Hopper General Arrangement | 26 |
| Hopper Internal Components. | 28 |
| Filter Screen Assembly | 28 |
| Auto Blanking. | 30 |
| Deflector Flap Assembly | 30 |
| Suction Fan Assembly | 32 |
| Rear Door Arrangement | 34 |
| Rear Door Ram, Opening and Locking Arrangement | 36 |
| Rear Door with Inspection/Cleaning Hatch. | 38 |

| Item | Part Number | Quantity | Description |
|---|-------------|----------|--|
| Hopper and Subframes General Arrangement | | | |
| 1 | 034263 | 1 | Hopper Page 26 |
| 2 | 024249 | 1 | Hopper lifting ram Page 104 |
| 3 | 034373 | 1 | Hopper safety prop Page 24 |
| 4 | 034333 | 1 | Water tank Page 60 |
| 5 | 034328 | 1 | Oil tank, hydraulic Page 90 |
| 6 | 038209 | 1 | Enclosure, (node/pneumatic) Page 126 |
| 7 | 034324 | 1 | Tank, diesel fuel Page 18 |
| 8 | 033194 | 1 | Auxiliary engine Page 14 |
| 9 | 033711 | 1 | Radiator oil/water Page 88 |
| 10 | 034323 | 1 | Enclosure, door (hydraulic valves) Page 92 |
| | 033634 | 1 | . Latch, enclosure door |
| 11 | 034283 | 1 | Door, LH |
| NI | 028583 | 1 | . Hinge, stainless steel |
| NI | 035662 | 1 | . . Latch, door |
| 12 | 034284 | 1 | Door, RH |
| NI | 028583 | 1 | . Hinge, stainless steel |
| NI | 035662 | 1 | . . Latch, door |
| 13 | 034264 | 1 | Subframe |
| 14 | 034282 | 1 | Front subframe |
| NI | 034799 | 1 | . Panel, front |
| | 012969 | 8 | . . Washer, rubber, 40 x 12 x 6 |
| | 011092 | 8 | . . . Washer, M8 |
| | 011011 | 6 | Setscrew, high tensile, M8 x 25mm |
| | 011073 | 2 | Nut, M8, Nyloc |
| 15 | 034800 | 1 | . Safety bar |
| | 011010 | 2 | . . Setscrew, M8 x 20mm |
| | 011092 | 2 | . . . Washer, M8 |







HOPPER AND SUBFRAMES GENERAL ARRANGEMENT

| Item | Part Number | Quantity | Description |
|--|-------------|----------|---|
| Manual Hopper Safety Prop and Bypass Valve Controls | | | |
| 1 | 034373 | 1 | Hopper safety prop Page 22 |
| NI | 036240 | 1 | . Spacer |
| | 044483 | 1 | . Special bolt, M16 x 95 (8.8 grade) |
| | 011135 | 1 | . Plain washer M16 |
| | 011060 | 1 | . Nut, M16, Nyloc |
| 2 | 034379 | 1 | . Bracket, prop guide |
| 3 | 011711 | 1 | . Runner, prop guide |
| | 011039 | 1 | . . Bolt, M10 x 100mm |
| | 011075 | 1 | . . Nut, M10, Nyloc |
| | 011067 | 2 | . . Setscrew, M6 x 25mm |
| | 011090 | 4 | . . Washer, M6 |
| | 011094 | 2 | . . Nut, M6, Nyloc |
| 4 | 039557 | 1 | Hopper safety prop catch assembly |
| | 011032 | 4 | . Setscrew, M10 x 30mm |
| | 011094 | 8 | . . Washer M10 |
| | 011075 | 4 | . . Nut, M10, Nyloc |
| 5 | 039560 | 1 | Hopper safety prop catch release assembly |
| | 011032 | 1 | . Setscrew, M10 x 30mm |
| | 011094 | 2 | . . Washer |
| | 011075 | 1 | . . Nut, M10, Nyloc |
| 6 | 034742 * | 1 | Actuator, bypass valve |
| | 000052 | 1 | . Setscrew, M5 x 16mm |
| | 000054 | 1 | . . Nut, M5 |
| 7 | 035612 * | 1 | . Mounting, bypass valve actuator |
| | 011010 | 2 | . . Setscrew, M8 x 20mm |
| | 011092 | 4 | . . Washer, M8 |
| | 011073 | 2 | . . Nut, M8, Nyloc |
| 8 | 034741 * | 1 | . Link arm, bypass valve |
| 9 | 020797 * | 1 | . . Spring, link arm |
| | 013344 | 1 | . . . Spacer, spring |
| | 000038 | 1 | Screw, cap head, M6 x 25mm |
| | 011090 | 1 | Washer, M6 |
| | 011071 | 1 | Nut, M6 |
| 10 | 034740 * | 1 | Bypass valve push rod |
| NI | 035613 * | 3 | Bypass valve rod runner |
| | 011067 | 6 | . Setscrew, M6 x 20mm |
| | 011090 | 6 | . Washer, M6 |
| 11 | 034380 | 1 | Floor plate |
| | 011087 | 12 | . Setscrew, M6 x 25mm |
| | 011090 | 12 | . Washer, M6 |
| 12 | 034377 | 1 | Safety prop release lever |
| NI | 034378 | 4 | Release lever clamp |
| | 011067 | 8 | . Setscrew, M6 x 20mm |
| 13 | 034766 | 1 | Access ladder |
| | 011011 | 6 | . Setscrew, M8 x 25mm |
| | 011092 | 12 | . Washer, M8 |
| | 011073 | 6 | . Nut, M8, Nyloc |
| 14 | 010719 | 1 | Ram pivot bracket |
| | 011043 | 6 | . Setscrew, M10 x 70mm |
| | 011094 | 12 | . Washer, M10 |
| | 011094 | 6 | . Nut, M10, Nyloc |
| 15 | 034395 | 2 | Ram pivot retaining bar |
| | 011034 | 4 | . Setscrew, M10 x 40mm |
| | 011095 | 4 | . Spring washer, M10 |
| 16 | 032627 | 1 | Hopper 'RAISED' sensor Page 128 |

Notes:-

* Part and associated parts not fitted to sweeper with hopper remote control switch box.

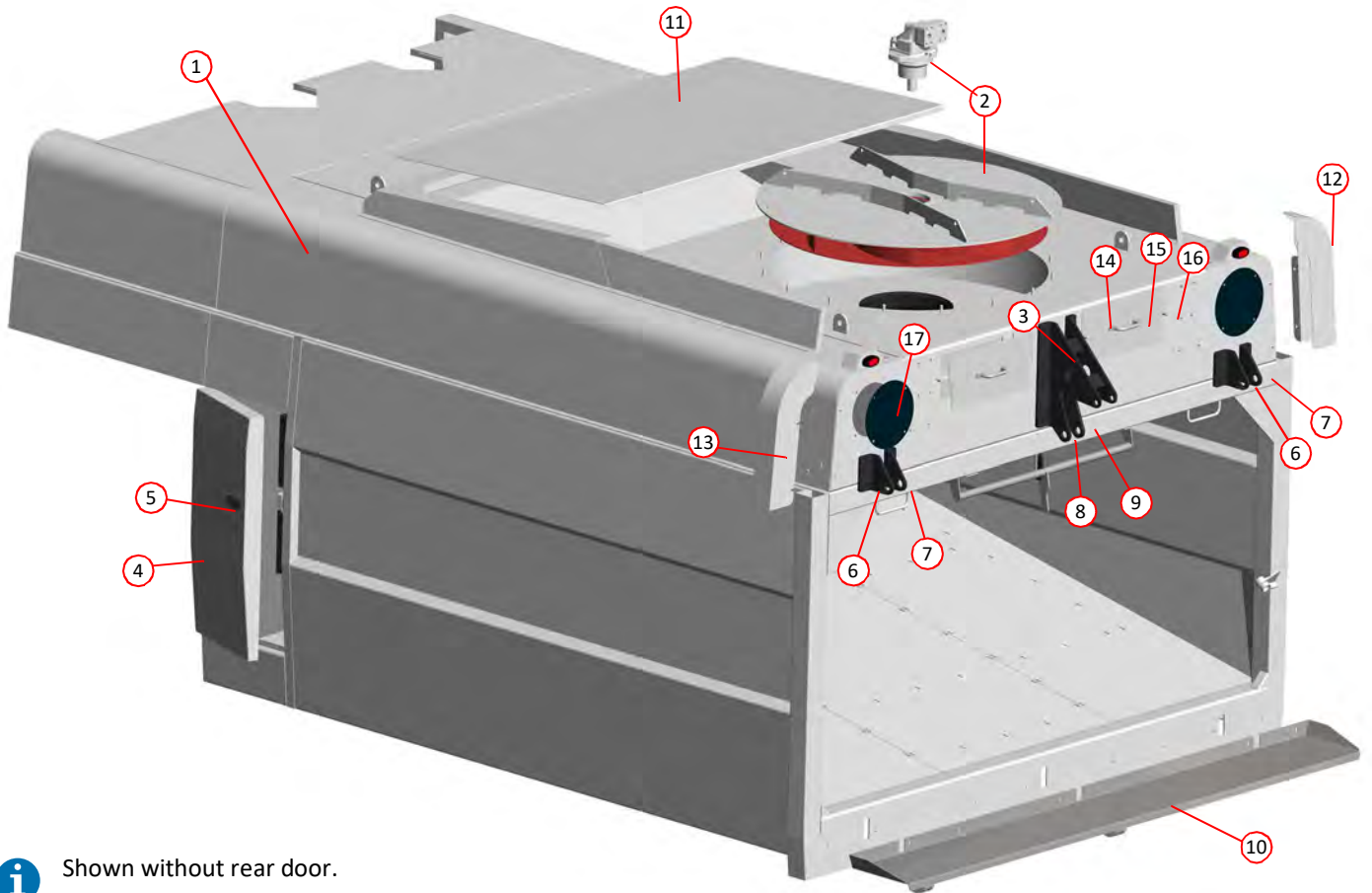


MANUAL HOPPER SAFETY PROP AND BYPASS VALVE CONTROL

| Item | Part Number | Quantity | Description |
|-----------------------------------|-------------|----------|---|
| Hopper General Arrangement | | | |
| 1 | 034263 | 1 | Hopper Body Page 22 |
| 2 | 025564 | 1 | . Suction fan assembly Page 32 |
| 3 | 034309 | 1 | . Hinge bracket, door ram |
| | 011032 | 8 | . . Setscrew, M10 x 30mm |
| | 011075 | 8 | . . Nut, M10, Nyloc |
| | 011094 | 16 | . . Washer, M10 |
| 4 | 034290 | 1 | . Locker door LH |
| NI | 034291 | 1 | . Locker door RH |
| NI | 034809 | 4 | . . Hinge, locker door |
| 5 | 035662 | 2 | . . Latch, locker door |
| 6 | 034310 | 2 | . Door hinge, outer LH |
| | 011032 | 4 | . . Setscrew, M10 x 30mm |
| | 011075 | 4 | . . Nut, M10, Nyloc |
| | 011094 | 4 | . . Washer, M10 |
| 7 | 034311 | 2 | . Door hinge, outer, RH |
| | 011032 | 4 | . . Setscrew, M10 x 30mm |
| | 011075 | 4 | . . Nut, M10, Nyloc |
| | 011094 | 8 | . . Washer, M10 |
| 8 | 035709 | 1 | . Door hinge, centre, LH |
| | 011032 | 2 | . . Setscrew, M10 x 30mm |
| | 011075 | 2 | . . Nut, M10, Nyloc |
| | 011094 | 4 | . . Washer, M10 |
| 9 | 035710 | 1 | . Door hinge, centre, RH |
| | 011032 | 2 | . . Setscrew, M10 x 30mm |
| | 011075 | 2 | . . Nut, M10, Nyloc |
| | 011094 | 4 | . . Washer, M10 |
| 10 | 034337 | 1 | . Chute, discharge |
| | 000257 | 10 | . . Setscrew, M8 x 25mm, stainless steel |
| | 000262 | 10 | . . Nut, M8, Nyloc, stainless steel |
| | 000264 | 20 | . . Washer, M8, stainless steel |
| 11 | 035797 | 1 | . Cover, hopper |
| | 011001 | 13 | . . Setscrew, M6 x 16mm |
| | 011090 | 13 | . . Washer, M6 |
| 12 | 034729 * | 1 | . Capping, RH |
| NI | 040018 * | 1 | . Capping RH (slotted) |
| 13 | 034728 * | 1 | . Capping, LH |
| NI | 040017 * | 1 | . Capping LH (slotted) |
| 14 | 030728 | 2 | . Inspection cover, outer |
| 15 | 010502 | 2 | . . Handle |
| 16 | 000248 | 4 | . . Grip nut with brass insert, M8 |
| 17 | 025486 | 2 | . Cover plate, wander boom attachment Page 34, 38 |
| | 000264 | 8 | . . Washer, M8, stainless steel |
| | 000263 | 8 | . . Nut, M8, Nyloc, stainless steel |

Notes:-

* Please contact Scarab Part Department regarding these parts.

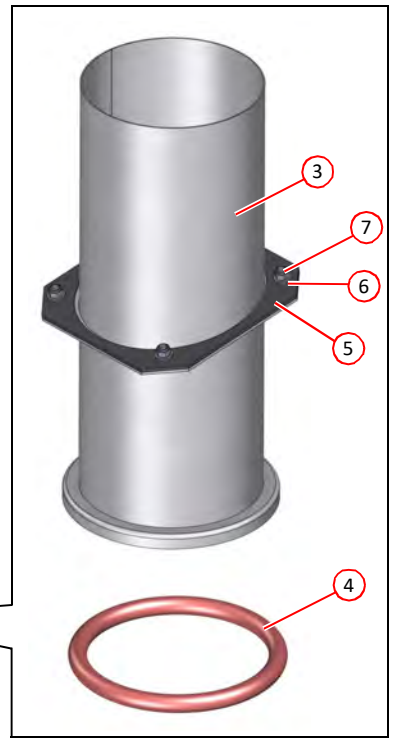



i Shown without rear door.

HOPPER GENERAL ARRANGEMENT


| <i>Item</i> | <i>Part Number</i> | <i>Quantity</i> | <i>Description</i> |
|-----------------------------------|--------------------|-----------------|---|
| Hopper Internal Components | | | |
| 1 | 032357 | 1 | Cone, inlet, suction fan, stainless steel |
| 1 | 024790 | 1 | Cone, inlet, suction fan |
| 2 | 022644 | 1 | Deflector, universal |
| 2 | 034718 | 1 | Deflector, universal, PU coated (option) |
| | 011055 | 1 | . Bolt, M12 x 65mm |
| | 011051 | 2 | . Setscrew, M12 x 25mm |
| | 011077 | 3 | . Nut, M12, Nyloc |
| 3 | 034367 | 1 | Deflector tube |
| 3 | 035280 | 1 | Deflector tube, PU coated (option) |
| 4 | 039140 | 1 | Seal, deflector tube |
| 5 | 044674 | 1 | Gasket, deflector tube |
| 6 | 000277 | 4 | Washer, M12, stainless steel |
| 7 | 000275 | 4 | Nut, M12, Nyloc, stainless steel |
| 8 | 021517 | 1 | Flap arm LH Page 30 |
| 9 | 021518 | 1 | Flap arm RH Page 30 |
| 10 | 031888 | 1 | Deflector flap Page 30 |
| 11 | 030536 | 1 | . Mounting bar, deflector flap |
| NI | 030537 | 1 | . . Washer 40mm OD x10.5mm ID x 5mm |
| | 011095 | 1 | . . . Spring washer, M10 |
| | 011031 | 1 | . . . Setscrew, M10 x 25mm |
| | 011032 | 3 | . . Setscrew, M10 x 30mm |
| | 011094 | 3 | . . . Washer, M10 |
| | 011075 | 3 | Nut, M10, Nyloc |

| <i>Item</i> | <i>Part Number</i> | <i>Quantity</i> | <i>Description</i> |
|-------------------------------|--------------------|-----------------|---|
| Filter Screen Assembly | | | |
| 12 | 031883 | 1 | Screen, filter, stainless steel |
| 12 | 024668 | 1 | Screen, filter |
| 13 | 025245 | 3 | . Hinge, points |
| | 000257 | 6 | . . Setscrew, M8 x 25mm, stainless steel |
| | 000263 | 6 | . . Nut, M8, Nyloc |
| 14 | 039312 | 1 | . Screen handle catch |
| | 000257 | 4 | . . Setscrew, M8 x 25mm, stainless steel |
| | 000263 | 4 | . . Nut, M8, Nyloc, stainless steel |
| | 011092 | 4 | . . Washer, M8 |
| 15 | 028052 | 1 | . Bracket, safety link |
| 16 | 028053 | 1 | . . Safety link |
| | 000280 | 1 | . . . Setscrew, M10 x 25mm, stainless steel |
| | 011075 | 1 | . . . Nut, M10, Nyloc, stainless steel |
| | 000270 | 2 | . . . Washer, M10, stainless steel |
| 13 | 032357 | 1 | Cone, inlet, suction fan, stainless steel |
| 17 | 024790 | 1 | Cone, inlet, suction fan |
| 18 | 039674 | 1 | . Fan guard |
| | 000263 | 8 | . Nut, M8, Nyloc, stainless steel |
| | 000264 | 8 | . Washer, M8, stainless steel |
| NI | 034091 | 1 | . Repair ring (requires welding) |



i Shown without filter screen and fan guard.

HOPPER INTERNAL COMPONENTS




HOPPER SCREEN ASSEMBLY

Subframe and hopper

| Item | Part Number | Quantity | Description |
|---|-------------|----------|--|
| Auto Blanking - Arrangement (per side) * | | | |
| 1 | 021514 | 1 | Flap, blanking |
| 1 | 034716 | 1 | Flap, blanking, PU coated (option) |
| 2 | 021517 | 1 | . . Flap arm LH Page 28 |
| NI | 021518 | 1 | . . Flap arm RH Page 28 |
| 3 | 034397 | 2 | . . Flap lever, RH |
| NI | 034396 | 2 | . . Flap lever, LH |
| NI | 013488 | 4 | . . Bush |
| 4 | 021467 | 2 | . . Pneumatic cylinder 40mm x 200mm Page 120 |
| NI | 024646 | 3 | . . . Elbow, 6mm x $\frac{1}{4}$ " BSP |
| NI | 021158 | 2 | . . . Regulator, air flow |
| NI | 021560 | 2 | Seal kit (pneumatic cylinder) |
| 5 | 014469 | 2 | . . Clevis M12 x 1.25 |
| 6 | 023270 | 2 | . . . Pin, clevis |
| NI | 023269 | 2 | . . . Safety fastener |
| 7 | 014457 | 2 | . . Bracket, cylinder mounting |
| 8 | 024650 | AR | . Tubing, air, flexible nylon, 6mm Superflex |
| NI | 034860 | 1 | Guard |


AUTO BLANKING RAMS
Accessed from within side doors




| Item | Part Number | Quantity | Description |
|--------------------------------|-------------|----------|------------------------------------|
| Deflector Flap Assembly | | | |
| 9 | 031888 | 1 | Deflector flap Page 28 |
| 9 | 034723 | 1 | Deflector flap, PU coated (option) |
| 10 | 030536 | 1 | Mounting Bar |
| NI | 011032 | 3 | . . Setscrew, M10 x 30mm |
| NI | 011075 | 3 | . . Nut, M10, Nyloc |
| NI | 011094 | 3 | . . Washer M10 |
| 11 | 030537 | 1 | . Locking ring |
| NI | 011031 | 1 | . . Setscrew, M10 x 25mm |
| NI | 011095 | 1 | . . Spring washer, M10 |

Notes:-


* Items listed in this parts list are identical for both LH and RH blanking assemblies, except where identified specifically for one side only.



AUTO BLANKING ARRANGEMENT




Guard removed for clarity




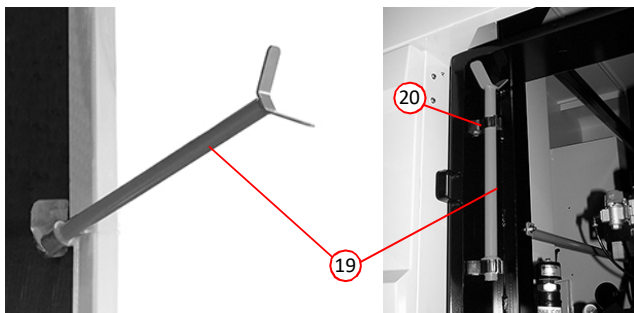
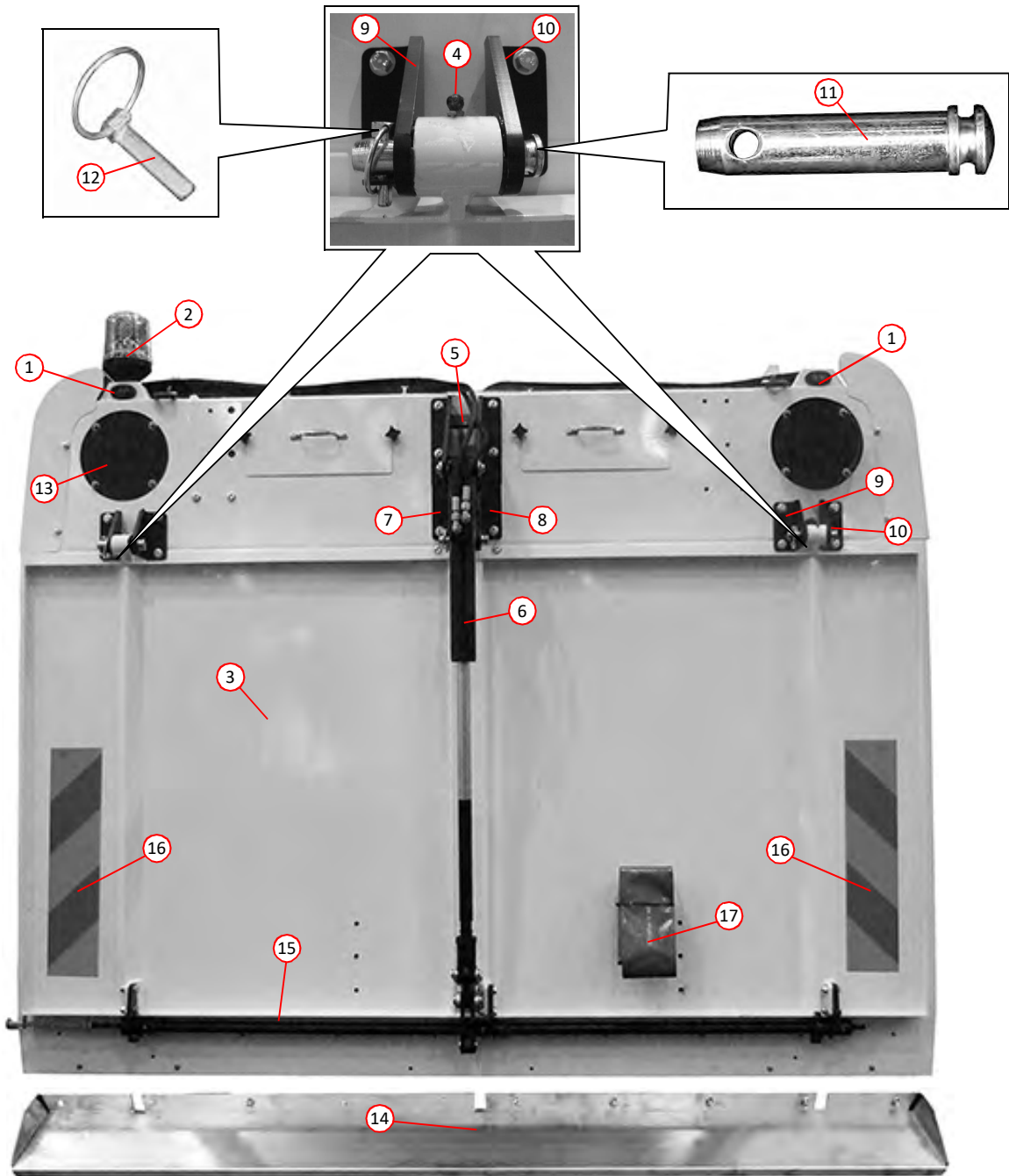
DEFLECTOR FLAP ASSEMBLY

| Item | Part Number | Quantity | Description |
|-----------------------------|-------------|----------|--|
| Suction Fan Assembly | | | |
| 1 | 024641 | 1 | . Fan motor assembly Page 100 |
| 2 | 011248 | 1 | . . Adaptor, M/M, M18 x $\frac{3}{8}$ BSP |
| 3 | 011247 | 1 | . . Seal, Dowty, M18 |
| 4 | 010921 | 1 | . . Hose tail, $\frac{3}{8}$ BSP female x $\frac{3}{8}$ hose |
| 5 | 035967 | 1 | . . Valve block |
| | 000048 | 8 | . . . Screw, socket cap head, M10 x 80mm |
| | 011095 | 8 | . . . , Washer, spring, M10 |
| 6 | 011151 | 2 | . . . Adaptor, M/M, $\frac{3}{4}$ BSP |
| 7 | 011155 | 2 | . . . Seal, Dowty, $\frac{3}{4}$ BSP |
| 8 | 024679 | 1 | . Fan Plate |
| | 000343 | 2 | . . Bolt, socket cap head, M14 x 50mm |
| | 011127 | 2 | . . . Nut, M14, Nyloc |
| | 011424 | 16 | . . Washer, M10 |
| | 011075 | 16 | . . Nut, M10, Nyloc |
| 9 | 025241 | 1 | . Impellor |
| | 011052 | 1 | . . Setscrew, M12 x 30mm |
| | 024791 | 1 | . . Cap Washer, Voac Motor |
| NI | 013514 | 1 | . Fan scraper (mounted in side locker) |
| NI | 013631 | 2 | . . Clip, firtree |



SUCTION FAN ASSEMBLY


| Item | Part Number | Quantity | Description |
|------------------------------|-------------|----------|---|
| Rear Door Arrangement | | | |
| 1 | 030773 | 2 | Marker light, LED Page 128 |
| 2 | 014064 | 1 | Beacon, 24 Volt Page 129 |
| 3 | 039262 | 1 | Rear door, standard |
| NI | | 1 | Rear door, with inspection/cleaning hatch Page 38 |
| 4 | 010902 | 3 | . Greasing point, 90 degree, $\frac{1}{8}$ BSP |
| 5 | 034309 | 1 | . Bracket, hinge, rear door hydraulic ram |
| | 011032 | 4 | . . Setscrew, M10 x 30mm |
| | 011074 | 8 | . . Washer, M10 |
| | 011075 | 4 | . . Nut, M10, Nyloc |
| 6 | 034816 | 1 | . Ram, hydraulic Page 104 |
| 7 | 035709 | 1 | . Centre door hinge. LH |
| | 011032 | 2 | . . Setscrew, M10 x 30mm |
| | 011074 | 4 | . . Washer, M10 |
| | 011075 | 2 | . . Nut, M10, Nyloc |
| 8 | 035710 | 1 | . Centre door hinge, RH |
| | 011032 | 2 | . . Setscrew, M10 x 30mm |
| | 011074 | 4 | . . Washer, M10 |
| | 011075 | 2 | . . Nut, M10, Nyloc |
| 9 | 034310 | 2 | . Bracket, hinge LH |
| | 011032 | 4 | . . Setscrew, M10 x 30mm |
| | 011074 | 8 | . . Washer, M10 |
| | 011075 | 4 | . . Nut, M10, Nyloc |
| 10 | 034311 | 2 | . Bracket, hinge RH |
| | 011032 | 4 | . . Setscrew, M10 x 30mm |
| | 011074 | 8 | . . Washer, M10 |
| | 011075 | 4 | . . Nut, M10, Nyloc |
| 11 | 013051 | 3 | . Hinge pin |
| 12 | 013053 | 3 | . . Linch pin |
| 13 | 025486 | 2 | Cover plate, wander boom attachment Page 26, 38 |
| | 000264 | 8 | . Washer, M8, stainless steel |
| | 000263 | 8 | . Nut, M8, Nyloc, stainless steel |
| 14 | 034337 | 1 | Chute, discharge |
| NI | 035285 | AR | . Spacer, discharge chute |
| 15 | 034317 | 1 | . Locking assembly, rear door Page 36 |
| 16 | 022389 | 2 | . Marker plate |
| 17 | 010998 | AR | . Hose, layflat |
| NI | 012931 | 1 | . . Clamp, worm drive, 70-90mm |
| NI | 030481 | 1 | . Seal |
| NI | | | Rear wander boom arrangement Page 56 |
| 18 | 030806 | 1 | Door seal |
| 19 | 039683 | 1 | Safety prop, hopper rear door |
| 20 | 014806 | 2 | . Clip, stowage, safety prop, hopper rear door |





i Rear door shown without optional rear wander boom or optional rear inspection/cleaning hatch.

REAR DOOR & HOPPER ARRANGEMENT


| Item | Part Number | Quantity | Description |
|---|-------------|----------|--|
| Rear Door Ram, Opening and Locking Arrangement | | | |
| 1 | 039262 | 1 | Rear door, standard |
| 2 | 034309 | 1 | Bracket, rear door hydraulic ram hinge |
| | 011032 | 4 | . Setscrew, M10 x 30mm |
| | 011074 | 8 | . Washer, M10 |
| | 011075 | 4 | . Nut, M10, Nyloc |
| 3 | 035709 | 1 | Bracket, door hinge, centre. LH |
| | 011032 | 2 | . Setscrew, M10 x 30mm |
| | 011074 | 4 | . Washer, M10 |
| | 011075 | 2 | . Nut, M10, Nyloc |
| 4 | 035710 | 1 | Bracket, door hinge, centre, RH |
| | 011032 | 2 | . Setscrew, M10 x 30mm |
| | 011074 | 4 | . Washer, M10 |
| | 011075 | 2 | . Nut, M10, Nyloc |
| 5 | 034310 | 2 | . Bracket, door hinge, LH |
| | 011032 | 4 | . Setscrew, M10 x 30mm |
| | 011074 | 8 | . Washer, M10 |
| | 011075 | 4 | . Nut, M10, Nyloc |
| 6 | 034311 | 2 | Bracket, door hinge, RH |
| | 011032 | 4 | . Setscrew, M10 x 30mm |
| | 011074 | 8 | . Washer, M10 |
| | 011075 | 4 | . Nut, M10, Nyloc |
| NI | 013051 | 3 | . Hinge pin |
| NI | 013053 | 3 | . Linch pin |
| 7 | 034816 | 1 | Ram, hydraulic, rear door Page 104 |
| 8 | 042284 | 1 | . Clevis, door ram |
| 9 | 042285 | 1 | . Clevis nut, door ram |
| 10 | 034314 | 1 | . . Locking cam |
| 11 | 014038 | 3 | . . . Pin $\varnothing 20 \times 70\text{mm}$ |
| | 011102 | AR | Washer M20 |
| | 011122 | 6 | Split pin $\frac{3}{16}'' \times 1\frac{1}{2}''$ |
| 12 | 034315 | 2 | . . Push link |
| 13 | 022673 | 1 | . . . Clevis pin (turned) |
| | 022674 | 1 | Clip retaining |
| 14 | 034317 | 1 | Locking bar assembly Page 34 |
| 15 | 035654 | 1 | . Locking flag |
| 16 | 034322 | 3 | . Wear plate |



i Rear door shown without optional rear wander boom or optional rear inspection/cleaning hatch.




i Locking flag can be on either end of the locking bar assembly.





REAR DOOR RAM, OPENING AND LOCKING ARRANGEMENT

| Item | Part Number | Quantity | Description |
|---|-------------|----------|---|
| Rear Door with Inspection/Cleaning Hatch | | | |
| 1 | 039263 | 1 | Rear door, with RH inspection/cleaning hatch Page 34 |
| NI | 039311 | 1 | Rear door, with LH inspection/cleaning hatch Page 34 |
| 2 | 036363 | 1 | . Door, inspection/cleaning hatch |
| 3 | 013599 | 1 | . . Seal, inspection/cleaning hatch |
| NI | 027932 | 1 | . Striker, inspection/cleaning hatch (on inside of rear door) |
| 5 | 027933 | 1 | . Handle, inspection/cleaning hatch |
| 6 | 040032 | 1 | . . Sleeve, door handle |
| 7 | 027934 | 1 | . Spindle, catch, inspection/cleaning hatch |
| 8 | 027935 | 1 | . Bearing, catch, inspection/cleaning hatch |
| 9 | 040033 | 1 | . Catch, with stop, RH inspection/cleaning hatch |
| NI | 040034 | 1 | . Catch, with stop, LH inspection/cleaning hatch |
| | 027937 | 1 | . Back nut, $\frac{3}{4}$ " BSP |
| 10 | 039550 | 1 | . Label, Warning, Debris warning Page 132 |
| 11 | 039284 | 1 | Ladder, rear door |
| | 000278 | 2 | . Setscrew, M12 x 40mm, stainless steel |
| | 000277 | 6 | . Washer, M12, stainless steel |
| | 000275 | 2 | . . Nut, M12, Nyloc, stainless steel |
| 12 | 039285 | 1 | . Hinge, ladder, LH |
| NI | 040133 | 1 | . Plate, load spreader |
| | 011034 | 2 | . Setscrew, M10 x 40mm |
| | 011094 | 4 | . . Washer, M10 I |
| | 011075 | 2 | . . Nut, M10, Nyloc |
| 13 | 039286 | 1 | . Hinge, ladder, RH |
| NI | 040133 | 1 | . Plate, load spreader |
| | 011034 | 2 | . Setscrew, M10 x 40mm, |
| | 011094 | 4 | . . Washer, M10 |
| | 011075 | 2 | . . Nut, M10, Nyloc |
| 14 | 039287 | 1 | Handle, grab, rear ladder |
| | 011034 | 2 | . Setscrew, M10 x 40mm |
| | 011094 | 4 | . . Washer, M10 |
| | 011075 | 2 | . . Nut, M10, Nyloc |
| NI | 013702 | 1 | . Antiluce |
| 15 | 025486 | 1 | . Cover plate, wander boom attachment Page 26, 34 |
| | 000264 | 4 | . . Washer, M8, stainless steel |
| | 000263 | 4 | . . Nut, M8, Nyloc, stainless steel |
| 16 | 040354 | 1 | Rear camera Page 129 |
| | 000444 | 2 | . Screw, socket cap head, M5 x 12mm |
| NI | 038193 | 2 | . . Insulated spacer |
| 17 | 040676 | 1 | . Mount, rear camera |
| 18 | 040677 | 1 | . Mount clamp, rear camera |
| | 011010 | 2 | . . Setscrew, M8 x 20mm |
| NI | 040353 | 1 | . Loom, power supply, rear camera Page 10, 128 |
| NI | 040355 | 1 | . Loom, rear camera Page 10, 128 |
| | | | Rear wander boom arrangement Page 56 |
| NI | 039866 | 1 | Label, Warning, Ladder stowage, on rear door Page 132 |



i Shown with hatch and ladder “highlighted” to enable easier visualisation.



REAR DOOR WITH INSPECTION/CLEANING HATCH

Sweeping and suction


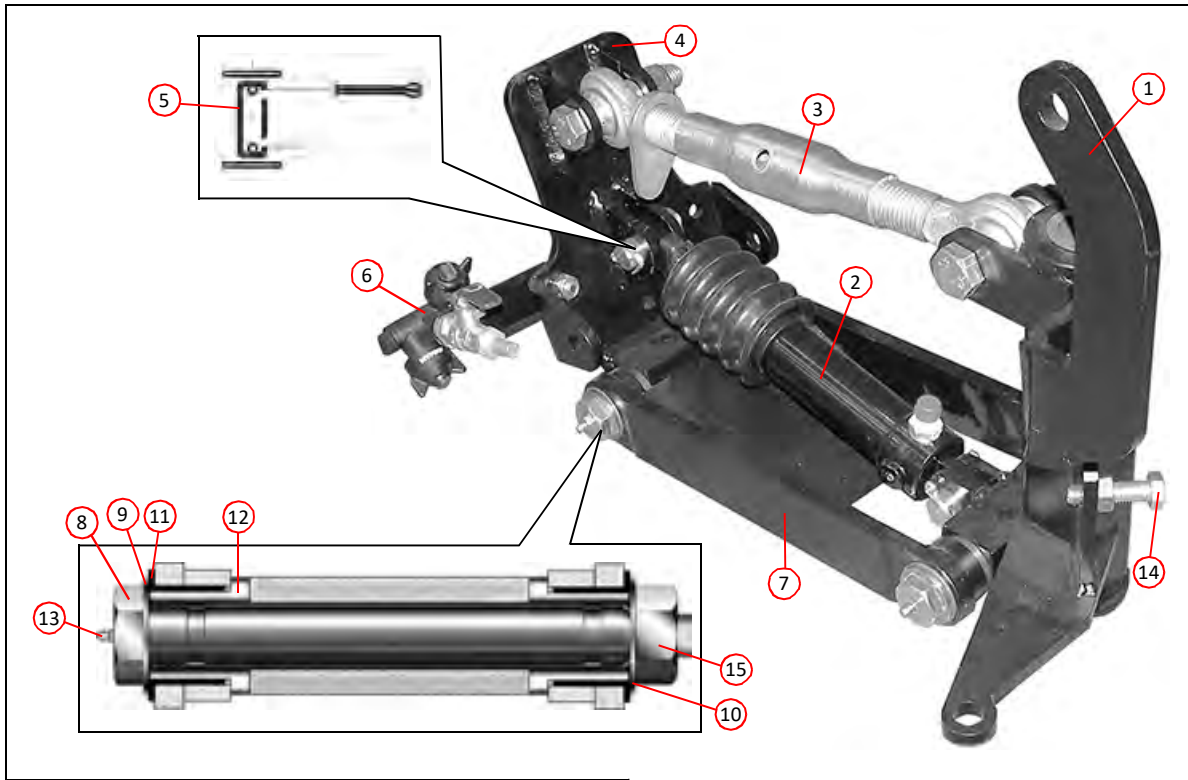
| <i>Description</i> | <i>Page</i> |
|--|-------------|
| Side Brush Lift Arrangement | 42 |
| Side Brush Swing Out | 44 |
| Side Brush Pressure Arrangement | 44 |
| Wide Sweep Assembly | 46 |
| Wide Sweep Bearing Assembly | 48 |
| Wide Sweep Slewing Arrangement | 48 |
| Hydraulic Tilting Suction Nozzle Assembly | 50 |
| Suction Spigot | 52 |
| Suction Nozzle Raise/Lower Arrangement | 52 |
| Associated Sweeping Equipment - Brushes and Skirts | 54 |
| Rear Wander Boom Arrangement | 56 |

| Item | Part Number | Quantity | Description |
|------------------------------------|-------------|----------|---|
| Side Brush Lift Arrangement | | | |
| 1 | 023124 | 1 | . Kingpost, RH |
| NI | 023120 | 1 | . Kingpost, LH |
| 2 | 024539 | 1 | . . Ram, hydraulic (raise/lower) Page 104 |
| 3 | 013011 | 1 | . . Link, top (turnbuckle) |
| | 011140 | 2 | . . . Bolt, M18 x 90mm |
| | 011138 | 2 | . . . Washer, M18 |
| | 011139 | 2 | . . . Nut, M18, Nyloc |
| 4 | 023121 | 1 | . . Plate, Swivel |
| 5 | 010067 | 2 | . . . Pin, Ram Pivot, Ø20mm x 50mm |
| | 011103 | 2 | Washer, M20 |
| | 011122 | 2 | . . . Pin, split, cotter, $\frac{3}{16}$ " x $1\frac{1}{2}$ " |
| 6 | | 1 | . . Brush spray nozzle assembly Page 74 |
| 7 | 014801 | 1 | . . Link, lower |
| 8 | 014796 * | 2 | . . . Bolt, pivot, M16 (special with greasing point) |
| 9 | 014798 * | 2 | . . . Washer, 24 x 40 x 3mm |
| 10 | 014797 * | 2 | . . . Washer, 17 x 40 x 3mm |
| | 011060 * | 2 | . . . Nut, M16, Nyloc |
| 11 | 013012 * | 4 | . . . Bush, plastic |
| 12 | 014799 * | 4 | . . . Sleeve, spacer |
| 13 | 010903 | 2 | . . . Greasing point, straight, $\frac{1}{8}$ " BSP |
| 14 | 011055 | 1 | . . . Bolt, M12 x 60mm |
| 15 | 011076 | 1 | . . . Nut, M12 |
| 16 | 010749 | 1 | . . . Motor, hydraulic Page 102 |
| 17 | 023121 | 1 | . . . Plate, motor swivel |
| | 011075 | 2 | Nut, M10, Nyloc |
| 18 | 014067 | 1 | Hub, side brush, 3 holes |
| NI | 040058 ** | 1 | Spacer, brush hub |
| | 040197 | 1 | Washer, safety, Schnorr |
| | 011012 | 1 | Screw, M8 x 30mm |
| 19 | 023473 | 1 | Side brush, ø400mm, 3 stud (steel) Page 54 |
| NI | 020921 | 1 | Side brush. ø400mm, 3 stud (weed ripping) Page 54 |
| NI | 025744 | 1 | Side brush, ø400mm, 3 stud (poly) Page 54 |

Notes:-

* These items comprise the lower link bush kit 024611

** This part is required if the drive motor is manufactured by Eaton, please contact Scarab Parts Department.




i Shown with optional side brush pressure assembly.


SIDE BRUSH LIFT ARRANGEMENT

| Item | Part Number | Quantity | Description |
|-----------------------------|-------------|----------|--|
| Side Brush Swing Out | | | |
| 1 | 020298 | 1 | Cylinder, pneumatic, swing in/out, 50mm x 160mm Page 120 |
| | 011260 | 1 | . Bolt, M14 x 70mm |
| | 011127 | 1 | . Nut, M14, Nyloc |
| 2 | 022673 | 1 | . Pin, clevis |
| | 022674 | 1 | . Pin, clevis, retainer |
| 3 | 021520 | 1 | Bracket, swing out cylinder, RH |
| NI | 021519 | 1 | Bracket, swing out cylinder, LH |
| | 011407 | 2 | . Bolt, M10 x 120mm |
| | 011077 | 2 | . Nut, M10, Nyloc |
| 4 | 013007 | 1 | . Kingpin |
| | 011102 | 1 | . . Washer, M20 |
| | 011082 | 1 | . . Nut, M20 Nyloc |
| 5 | 013012 | 2 | . . Bush, plastic |
| 6 | 013013 | 1 | . . Cap |
| 7 | 010903 | 3 | . . Greasing point, straight, $\frac{1}{8}$ " BSP |
| 8 | 010901 | 1 | . . Greasing point, 45°, $\frac{1}{8}$ " BSP |

| Item | Part Number | Quantity | Description |
|---|-------------|----------|--|
| Side Brush Pressure Arrangement - (option) | | | |
| 1 | 020298 | 1 | Cylinder, pneumatic, brush pressure, 50mm x 160mm Page 120 |
| 2 | 023123 | 1 | . Pin, cylinder retaining |
| | 011135 | 2 | . Washer, M16 |
| | 011122 | 2 | . Pin, split, $\varnothing \frac{3}{16}$ x $1\frac{1}{2}$ " |
| 3 | 022673 | 1 | . Pin, clevis |



SIDE BRUSH SWING OUT ARRANGEMENT

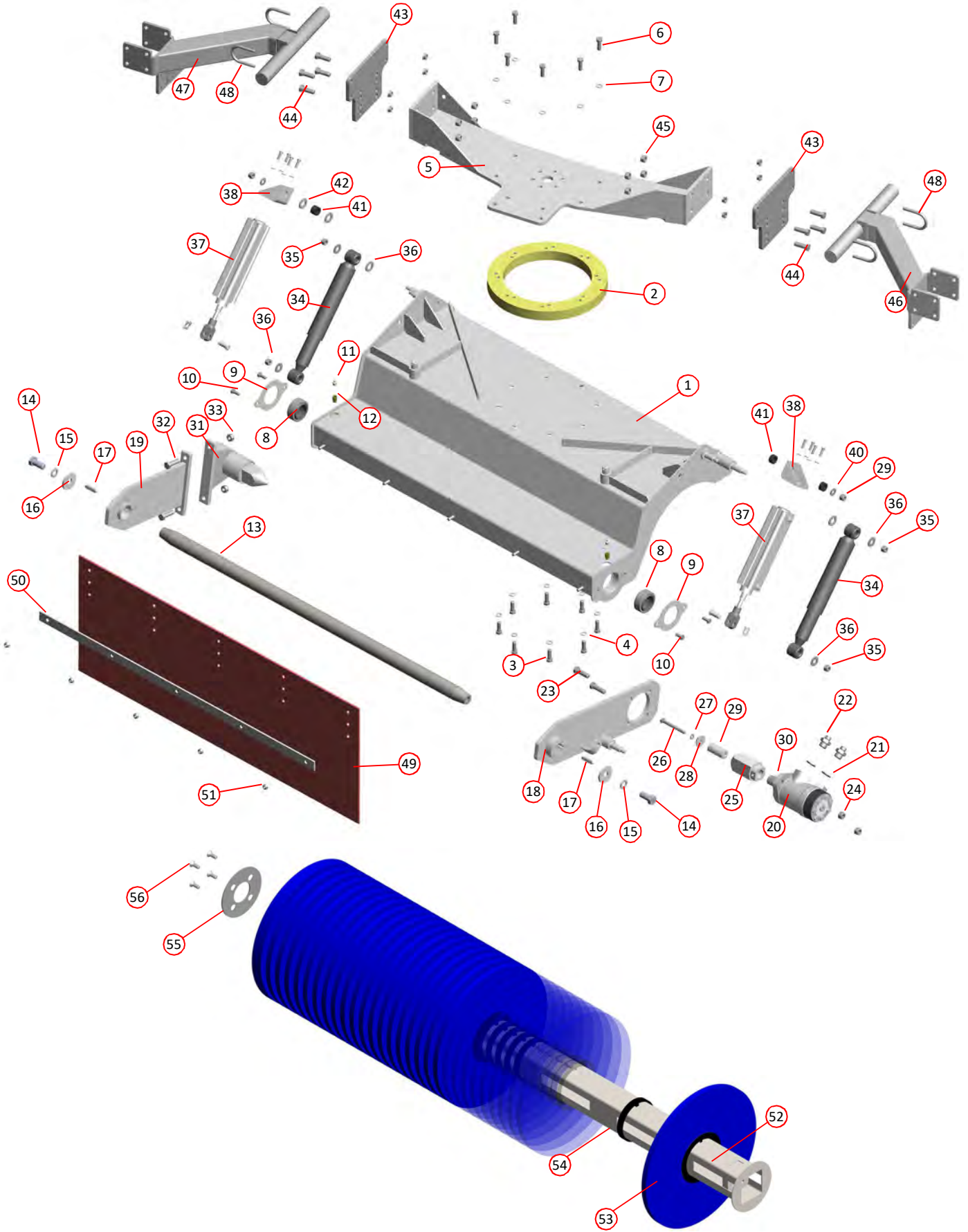


SIDE BRUSH PRESSURE ASSEMBLY

| Item | Part Number | Quantity | Description |
|----------------------------|-------------|----------|---|
| Wide Sweep Assembly | | | |
| 1 | 036216 | 1 | Cover, wide sweep, standard Page 48 |
| 2 | 020919 | 1 | Ring, adaptor, fixed slew |
| 3 | 011031 | 8 | Setscrew, M10 x 25mm |
| 4 | 011095 | 8 | Spring washer, M10 |
| 5 | 024155 | 1 | Support, wide sweep |
| 6 | 011031 | 6 | Setscrew, M10 x 25mm |
| 7 | 011095 | 6 | Spring washer, M10 |
| 8 | 036789 | 2 | Spherical bearing, wide sweep pivot |
| 9 | 037172 | 2 | Bearing retaining plate |
| 10 | 011010 | 4 | Setscrew, M8 x 20mm |
| 11 | 010903 | 2 | Greasing point, straight, $\frac{1}{8}$ " BSP |
| 12 | 040301 | 2 | Extension, greasing point, $\frac{1}{8}$ " BSP |
| 13 | 023080 | 1 | Shaft, tapered, wide sweep pivot |
| 14 | 011141 | 2 | Setscrew, M16 x 35mm |
| 15 | 011142 | 2 | Washer |
| 16 | 013439 | 2 | Washer, special, 50 x 16.5 x 5 |
| 17 | 013292 | 2 | Key |
| 18 | 023077 | 1 | Plate, motor, LH |
| 19 | 023078 | 1 | Plate, bearing housing, RH |
| 20 | 010566 | 1 | Motor, hydraulic, OMP 100 Page 102 |
| 21 | 011154 | 2 | Dowty seal, $\frac{1}{2}$ " BSP |
| 22 | 011167 | 2 | Adaptor, $\frac{1}{2}$ x $\frac{3}{8}$ " |
| 23 | 011053 | 2 | Setscrew, M12 x 35mm |
| 24 | 011077 | 2 | Nut, M12, Nyloc |
| 25 | 024535 | 1 | Shaft, drive |
| 26 | 011012 | 1 | Setscrew, M8 x 30mm |
| 27 | 011093 | 1 | Spring washer, M8 |
| 28 | 024538 | 1 | Washer, cone, special |
| 29 | 038106 | 1 | Spacer |
| 30 | 011515 | 1 | Key |
| NI | 040058 * | 1 | Spacer |
| 31 | 024224 | 1 | Bearing assembly, wide sweep Page 48 |
| 32 | 011053 | 2 | Setscrew, M12 x 35mm |
| 33 | 011077 | 2 | Nut, M12, Nyloc |
| 34 | 014063 | 2 | Shock Absorber |
| 35 | 011075 | 4 | Nut, M10, Nyloc |
| 36 | 011096 | 6 | Washer, M12 |
| 37 | 020602 | 2 | Cylinder, pneumatic, wide sweep raise/lower Page 118 |
| 38 | 030532 | 2 | Pivot Bracket |
| 39 | 011075 | 2 | Nut, M10, Nyloc |
| 40 | 011094 | 2 | Washer, M10 |
| 41 | 011000 | 3 | Spacer, rubber, $\frac{5}{8}$ " bore x $\frac{1}{2}$ " long |
| 42 | 011096 | 2 | Washer, M12 |
| 43 | 034336 | 2 | Drop Plate |
| 44 | 011053 | 8 | Setscrew, M12 x 35mm |
| 45 | 011077 | 8 | Nut, M12, Nyloc |
| 46 | 034334 | 1 | Wide sweep Adjuster Bar LH |
| 47 | 034335 | 1 | Wide sweep Adjuster Bar RH |
| 48 | 023148 | 4 | U Clamp |
| 49 | 022516 | 1 | Skirt, wide sweep Page 54 |
| 50 | 022517 | 1 | Clamp strip, wide sweep skirt |
| 51 | 011073 | 1 | Nut, M8, Nyloc |
| 52 | 013646 | 1 | Brush core, wide sweep |
| 53 | 023474 | 31 | Brush element, \varnothing 400mm, poly Page 54 |
| 54 | 023472 | 29 | Spacer, brush core |
| 55 | 013649 | 1 | End Cap, brush core |
| 56 | 011417 | 4 | Screw, socket countersunk, $\frac{3}{8}$ " UNC x 1" |

Notes:-

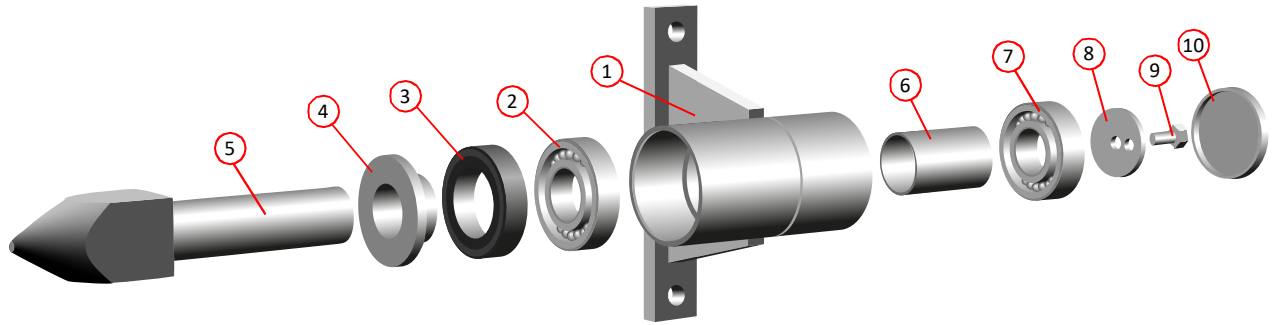
* This part is required if the drive motor is manufactured by Eaton, please contact Scarab Parts Department.



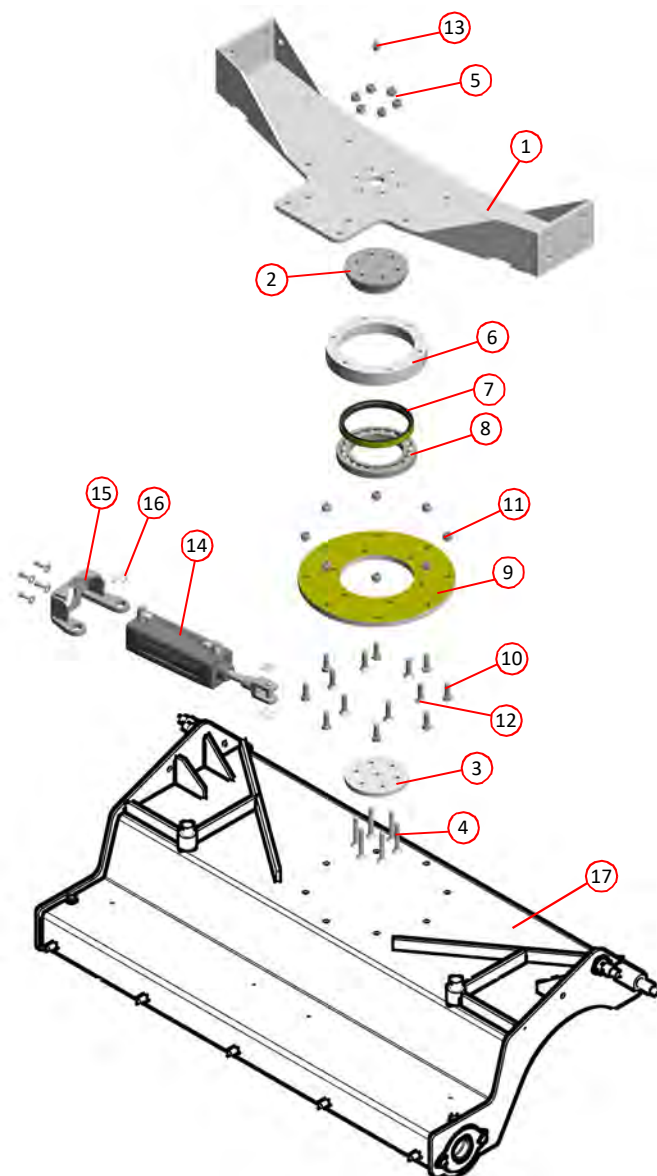
WIDE SWEEP ASSEMBLY

| <i>Item</i> | <i>Part Number</i> | <i>Quantity</i> | <i>Description</i> |
|------------------------------------|--------------------|-----------------|--|
| Wide Sweep Bearing Assembly | | | |
| | 024224 | 1 | Bearing assembly complete Page 46 |
| 1 | 024219 | 1 | Housing, bearing assembly |
| 2 | 010578 | 1 | Bearing, ball race |
| 3 | 024220 | 1 | Oil seal |
| 4 | 024221 | 1 | Spacer |
| 5 | 024223 | 1 | Shaft |
| 6 | 024531 | 1 | Spacer |
| 7 | 010578 | 1 | Bearing, ball 6206 |
| 8 | 010004 | 1 | Washer, special 45mm OD x 9mm ID x 4mm thick |
| 9 | 011010 | 1 | Setscrew, M8 x 20mm |
| 10 | 024222 | 1 | Cap, bearing |

| <i>Item</i> | <i>Part Number</i> | <i>Quantity</i> | <i>Description</i> |
|---------------------------------------|--------------------|-----------------|---|
| Wide Sweep Slewing Arrangement | | | |
| 1 | 024155 | 1 | Support, wide sweep |
| 2 | 024150 | 1 | Spigot |
| 3 | 024151 | 1 | Plate, clamp |
| 4 | 000178 | 6 | Screw, socket countersunk, M10 x 65mm |
| 5 | 011075 | 6 | Nut, M10, Nyloc |
| 6 | 024152 | 1 | Housing, bearing |
| 7 | 024148 | 1 | Oil seal |
| 8 | 024149 | 1 | Bearing |
| 9 | 024154 | 1 | Clamp ring |
| 10 | 011032 | 8 | . . . Setscrew, M10 x 30mm |
| 11 | 011075 | 8 | Nut, M10, Nyloc |
| 12 | 000167 | 6 | Screw, socket countersunk, M10 x 40mm |
| 13 | 010901 | 1 | Greasing point, 135°, $\frac{1}{8}$ " BSP |
| 14 | 020767 | 1 | Cylinder, pneumatic, wide sweep slew Page 118 |
| 15 | 033620 | 1 | Pivot bracket |
| 16 | 011122 | 1 | Split pin, $\frac{3}{16}$ " x $1\frac{1}{2}$ " |
| 17 | 036216 | 1 | Cover, wide sweep, standard Page 46 |



WIDE SWEEP BEARING ASSEMBLY

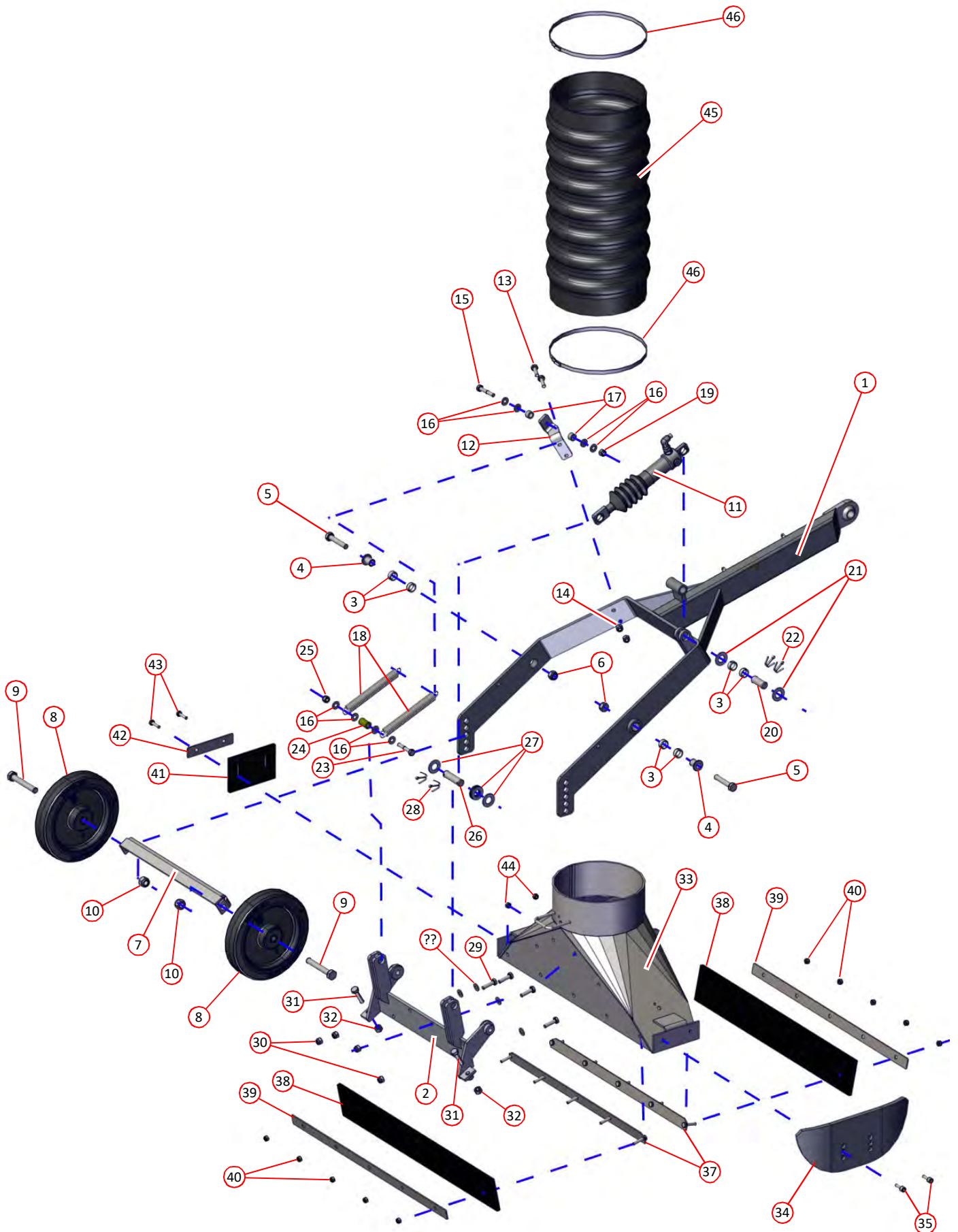


WIDE SWEEP SLEWING ARRANGEMENT

| Item | Part Number | Quantity | Description |
|--|-------------|----------|---|
| Hydraulic Tilting Suction Nozzle Assembly | | | |
| 1 | 023606 | 1 | Frame, right hand |
| NI | 023605 | 1 | Frame, left hand |
| NI | 010606 | 3 | Nozzle lift carabiner |
| NI | 010525 | AR | Nozzle lift chain |
| 2 | 020328 | 1 | Nozzle tilt pivot |
| 3 | 024682 | 6 | Bush, hardened |
| 4 | 021416 | 2 | Sleeve |
| 5 | 000351 | 2 | Bolt, M14 x 70mm |
| 6 | 011127 | 2 | Nut, M14, Nyloc |
| 7 | 031833 | 1 | Axle |
| 8 | 031831 | 2 | Wheel, ø250mm complete with spacer |
| 9 | 011133 | 2 | Bolt, M16 x 100mm |
| 10 | 011060 | 2 | Nut, M16, Nyloc |
| 11 | 041955 | 1 | Nozzle tilt ram assembly Page 104 |
| 12 | 025100 | 1 | Spring bracket, right hand |
| NI | 025099 | 1 | Sprint bracket, left hand |
| 13 | 011032 | 1 | Bolt, M10 x 30mm |
| 14 | 011075 | 1 | Nut, M10, Nyloc |
| 15 | 000040 | 1 | Bolt, M10, Nyloc |
| 16 | 011094 | 8 | Washer, M10 |
| 17 | 011724 | 2 | Spacer, 20 x 12.5 x 11mm |
| 18 | 010017 | 2 | Spring |
| 19 | 011075 | 1 | Nut, M10, Nyloc |
| 20 | 010067 | 1 | Pin, 20 x 50mm |
| 21 | 011102 | 2 | Washer, M20 |
| 22 | 011122 | 2 | Split pin, $\frac{3}{16}$ " X $1\frac{5}{32}$ " |
| 23 | 000040 | 1 | Bolt, M10 x 55mm |
| 24 | 013363 | 1 | Spacer sleeve |
| 25 | 011075 | 1 | Nut, M10, Nyloc |
| 26 | 014038 | 1 | Pin, 20 x 70mm |
| 27 | 011102 | 6 | Washer, M20 |
| 28 | 011122 | 2 | Split pin, $\frac{3}{16}$ " X $1\frac{5}{32}$ " |
| 29 | 011031 | 4 | Setscrew, M10 x 25mm |
| 30 | 011075 | 4 | Nut, M10, Nyloc |
| 31 | 011054 | 2 | Setscrew, M12 x 45mm |
| 32 | 011076 | 4 | Nut, M12 |
| 33 | 023604 | 1 | Suction nozzle box |
| NI | 034720 | 1 | Suction nozzle box, PU lined |
| 34 | 013277 | 1 | Skid plate |
| 35 | 011021 | 2 | Socket cap screw, M8 x 25mm |
| 36 | 011073 | 2 | Nut, M8, Nyloc |
| 37 | 013362 | 2 | Flap bolt retainer |
| 38 | 013023 * | 2 | Flap, front/rear |
| 39 | 013025 | 2 | Flap clamp plate, front/rear |
| 40 | 011073 | 10 | Nut, M8, Nyloc |
| 41 | 013283 * | 1 | Flap, side |
| 42 | 013024 | 1 | Flap clamp plate, side |
| 43 | 011012 | 2 | Setscrew, M8 x 30mm |
| 44 | 011073 | 2 | Nut, M8, Nyloc |
| 45 | 013028 | 1 | Suction nozzle hose Page 52 |
| 46 | 012933 | 2 | Hose clamp, worm drive, 235-267mm |

Notes:-

* For a FULL set of suction nozzle rubber flaps order part number 024550



i Right hand tilting suction nozzle assembly shown, left hand similar.


Frame tow-point ball ends are welded to the frame but can be procured as replacements if required. Please contact the Scarab Parts Department for details.

HYDRAULIC TILTING SUCTION NOZZLE ASSEMBLY


Sweeping and suction

| <i>Item</i> | <i>Part Number</i> | <i>Quantity</i> | <i>Description</i> |
|-----------------------|--------------------|-----------------|---|
| Suction Spigot | | | |
| 1 | 034368 | 1 | Suction spigot |
| 1 | 035282 | 1 | Suction spigot, PU coated (option) |
| | 011054 | 4 | Setscrew, M12 x 45mm |
| | 011096 | 8 | Washer, M12 |
| | 011077 | 4 | Nut, M12, Nyloc |
| 2 | 013028 | 1 | Hose/trunking, suction nozzle box Page 50 |
| NI | 012933 | 2 | Clamp, hose, worm drive, 235-267mm |

| <i>Item</i> | <i>Part Number</i> | <i>Quantity</i> | <i>Description</i> |
|---|--------------------|-----------------|---|
| Suction Nozzle Raise/Lower Arrangement | | | |
| 3 | 030775 | 1 | Bracket, Cylinder, mounting |
| | 011031 | 4 | Setscrew, M10 x 25mm |
| | 011094 | 8 | Washer, M10 |
| | 011075 | 4 | Nut, M10, Nyloc |
| 4 | | 1 | Cylinder, pneumatic, nozzle lift, assembly Page 118 |
| 5 | 010606 | 4 | Carabiner |
| 6 | 010525 | AR | Chain, large link, nozzle lift |





SUCTION SPIGOT



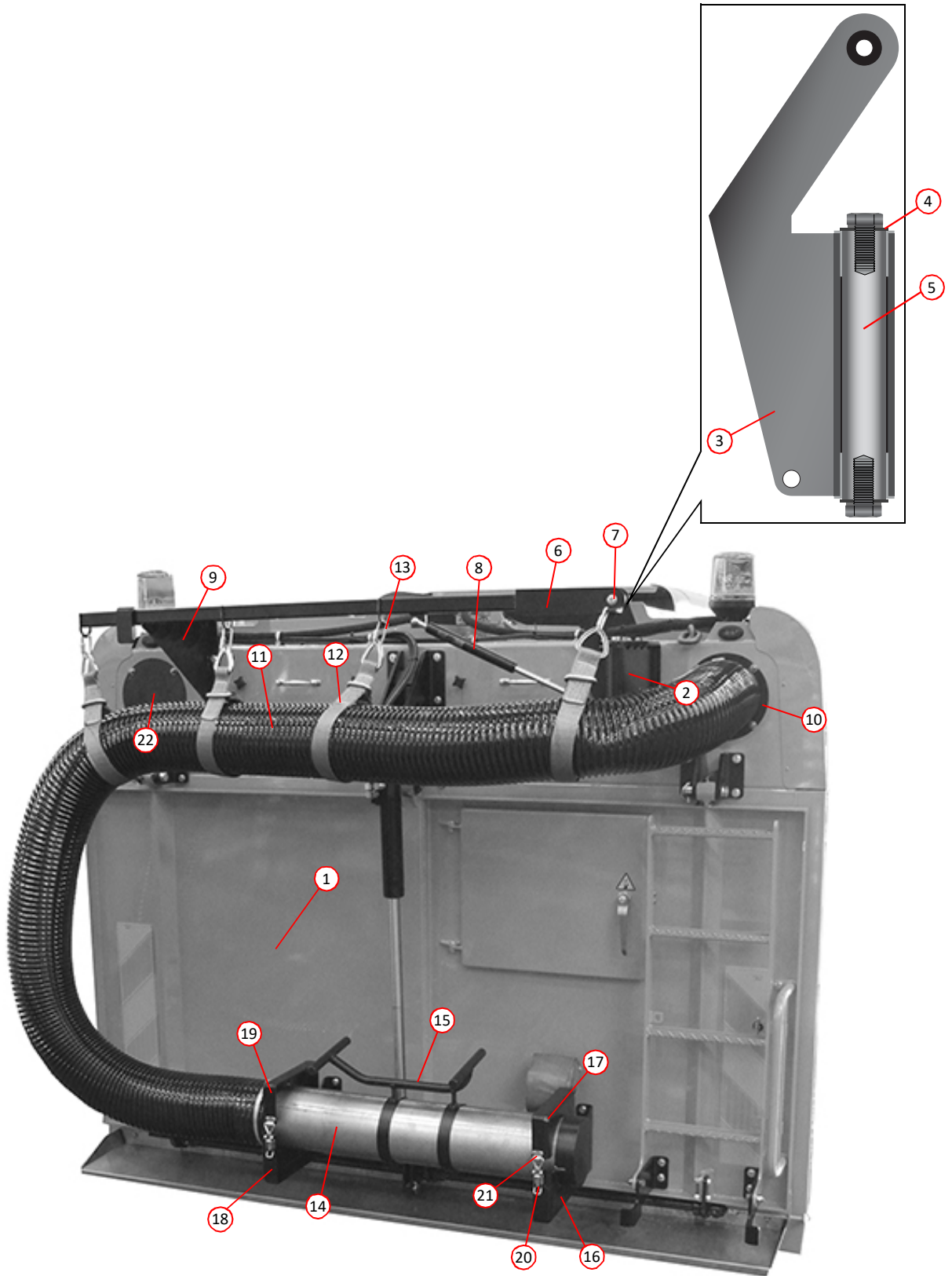
SUCTION NOZZLE - RAISE/LOWER ARRANGEMENT

| <i>Item</i> | <i>Part Number</i> | <i>Quantity</i> | <i>Description</i> |
|---|--------------------|-----------------|--|
| Associated Sweeping Equipment - Brushes and Skirts | | | |
| 1 | 023473 | 1 | Side brush, ø400mm, 3 stud (steel) Page 42 |
| NI | 020921 | 1 | Side brush, ø400mm, 3 stud (weed ripping) Page 42 |
| NI | 025744 | 1 | Side brush, ø400mm, 3 stud (poly) Page 42 |
| 2 | 010247 | 1 | . Skirt, side brush, front, 3 slot, heavy duty |
| 2 | 040709 | 1 | . Skirt, side brush, front, 3 slot, standard duty |
| 3 | 010275 | 1 | . . Clamp, skirt, 3 stud |
| | 011092 | 6 | . . . Washer, M8 |
| | 011073 | 3 | . . . Nut, M8, Nyloc |
| 4 | 010247 | 1 | . Skirt, side brush, side, 3 slot, heavy duty |
| 4 | 040709 | 1 | . Skirt, side brush, side, 3 slot, standard duty |
| 5 | 013145 | 1 | . . Clamp, angle, 3 hole |
| 6 | 010275 | 1 | . . Clamp, skirt, 3 stud |
| | 011092 | 6 | . . . Washer, M8 |
| | 011073 | 3 | . . . Nut, M8, Nyloc |
| 7 | 010606 | 2 | Carabiner |
| 8 | 047757 | 1 | Work light, LED Page 128 |
| NI | 037084 | 1 | Work light, 24V x 70W Page 128 |
| 9 | 022516 | 1 | Skirt, wide sweep, heavy duty |
| 9 | 040711 | 1 | Skirt, wide sweep, standard duty |
| 10 | 022517 | 1 | . Clamp, wide sweep |
| | 011073 | 5 | . . Nut, M8, Nyloc |
| 11 | 023474 | 1 | Brush element, wide sweep, ø400mm, box of 44 Page 46 |



ASSOCIATED SWEEPING EQUIPMENT - BRUSHES AND SKIRTS

| Item | Part Number | Quantity | Description |
|-------------------------------------|-------------|----------|---|
| Rear Wander Boom Arrangement | | | |
| 1 | 039263 | 1 | Rear door, with RH inspection/cleaning hatch Page 34,38 |
| NI | 039311 | 1 | Rear door, with LH inspection/cleaning hatch Page 34,38 |
| 2 | 034767 | 1 | . Hinge, wander boom, RH |
| NI | 034312 | 1 | . Hinge, wander boom, LH |
| | 011032 | 6 | . . Setscrew, M10 x 35mm |
| | 011094 | 12 | . . Washer, M10 |
| | 011075 | 6 | . . Nut, M10, Nyloc |
| 3 | 028025 | 1 | . . . Hinge, boom arrangement |
| 4 | 013662 | 2 | Bush, plastic |
| 5 | 023490 | 1 | Hinge, shaft, boom arrangement |
| | 011097 | 2 | Spring washer, M12 |
| | 011052 | 2 | Setscrew, M12 x 35mm |
| | 010903 | 1 | . . . Greasing point, straight, $\frac{1}{8}$ " BSP |
| 6 | 025218 | 1 | . . Support arm, boom |
| | 011032 | 2 | . . . Setscrew, M10 x 35mm |
| | 011094 | 4 | . . . Washer, M10 |
| | 011075 | 2 | . . . Nut, M10, Nyloc |
| 7 | 012548 | 1 | . . . Bracket, angle (carabiner) |
| 8 | 021993 | 1 | . . Gas strut, boom support arm |
| 9 | 034313 | 1 | . . Stowage hook, boom support arm |
| 10 | 025225 | 1 | . Wander hose sleeve |
| | 000263 | 4 | . Washer, M8, stainless steel |
| | 000264 | 4 | . Nut, M8, Nyloc, stainless steel |
| 11 | 036062 | 1 | . . Wander hose, \varnothing 180mm x 5m |
| 12 | 025235 | 4 | . . . Strap, wander hose |
| 13 | 010606 | 4 | . . . Carabiner |
| | 012933 | 2 | Clamp, hose, worm drive, 235-267mm |
| 14 | 035959 | 1 | . . . Tube, wander boom |
| 15 | 039283 | 1 | Handle, wander boom tube |
| 16 | 039280 | 1 | . Stowage bracket, lower (used on right side) |
| 17 | 039282 | 1 | . . Stowage bracket, upper, (used on right |
| side) | | | } RH Wander Boom |
| 18 | 035963 | 1 | . Stowage bracket, lower, (used on left side) |
| 19 | 035962 | 1 | . . Stowage bracket, upper, (used on left side) |
| NI | 039281 | 1 | . Stowage bracket, lower, (used on left side) |
| 19 | 035962 | 1 | . . Stowage bracket, upper, (used on left side) |
| 18 | 035963 | 1 | . Stowage bracket, lower, (used on right side) |
| 19 | 035962 | 1 | . . Stowage bracket, upper, (used on right |
| side) | | | } LH Wander Boom |
| 20 | 010509 | 2 | . . Fastener, hinge, toggle clip |
| 21 | 021841 | 2 | . . Fastener, hook, toggle clip |
| | 000389 | 8 | . . . Screw, Pozidriv, countersunk, M5 x 16mm |
| | 000155 | 8 | . . . Nut, M5, Nyloc |
| 22 | 025486 | 1 | . . Cover plate, wander boom attachment |
| | 000264 | 4 | . . . Washer, M8, stainless steel |
| | 000263 | 4 | . . . Nut, M8, Nyloc, stainless steel |







REAR WANDER BOOM ARRANGEMENT

Washing and dust suppression

| <i>Description</i> | <i>Page</i> |
|--|-------------|
| Water Tank Assembly | 60 |
| Water Tank Drain Valve Assembly | 62 |
| Water Filter Assembly - High Pressure | 62 |
| Water Tank Filler Arrangement | 64 |
| Low Pressure Water Twin Diaphragm - Arrangement | 66 |
| Low Pressure Water Twin Diaphragm - Fittings | 66 |
| Low Pressure Water Twin Diaphragm - Components | 68 |
| Low Pressure Water Pump Electric- Arrangement | 70 |
| Water Valve Assembly | 72 |
| Side Brush Low Pressure Water Spray Nozzle | 74 |
| Front Low Pressure Spray Bar | 74 |
| Combined High & Low Pressure Front Spray Bar Arrangement | 76 |
| Suction Nozzle Box - Dust Suppression | 78 |
| Suction Tube - Dust Suppression | 78 |
| Automatic Hose Reel and Lance Assembly | 80 |
| High Pressure Water Pump 42 LPM - Arrangement | 82 |
| High Pressure Water Pump 42 LPM - Components | 84 |
| High Pressure Water Pump 42 LPM - Seal Kits | 85 |

| Item | Part Number | Quantity | Description |
|----------------------------|-------------|----------|---|
| Water Tank Assembly | | | |
| 1 | 034333 | 1 | . Water tank (GRP) Page 22 |
| 2 | 033838 | 4 | . . Anti-vibration mount, rubber |
| | 011060 | 4 | . . . Nut, M16, Nyloc |
| | 011032 | 16 | . . . Setscrew, M10 x 30mm |
| | 011094 | 16 | . . . Washer, M10 |
| | 011075 | 16 | . . . Nut, M10, Nyloc |
| 3 | 010946 | 2 | . . Bush, reducer, $\frac{3}{4}$ " x $\frac{3}{8}$ " BSP |
| NI | 011155 | 2 | . . . Seal, Dowty $\frac{3}{4}$ " BSP |
| 4 | 010913 | 2 | . . Elbow, galvanised, M/M, $\frac{3}{8}$ " BSP |
| 5 | 010930 | 2 | . . Hose tail, $\frac{3}{8}$ " BSP x $\frac{5}{8}$ " hose |
| 6 | 040424 | 1 | . . . Tube, clear PVC, $\frac{5}{8}$ " ID |
| 7 | 000202 | 2 | O clamp $\frac{7}{8}$ " |
| 8 | 025335 | 1 | Ball, float, $\phi \frac{1}{2}$ " plastic |
| 9 | 011210 | 1 | . . Elbow, $\frac{3}{4}$ " BSP x 1" hose |
| 10 | 011161 | 2 | . . . Adaptor, M/M, straight $\frac{3}{4}$ " BSP |
| NI | 011155 | 4 | . . . Seal, Dowty $\frac{3}{4}$ " BSP |
| NI | 034760 | 1 | . . Lid, water tank |
| NI | 034870 | 1 | . . Plate, sump, water tank |
| NI | 034873 | 2 | . . . Gasket, lid/sump plate. water tank |
| 11 | 014827 | AR | . . Hose, rubber, 1" bore |
| 12 | 010518 | 1 | . . . Clamp, hose, worm drive, 30-40mm |
| 13 | 011100 | AR | . . Hose, rubber, $\frac{5}{8}$ " bore |
| 14 | 010517 | 1 | . . . Clamp, hose, worm drive, 18-25mm |
| 15 | 010913 | 2 | . . Elbow, galvanised, M/M, $\frac{3}{8}$ " BSP |
| 16 | 010946 | 2 | . . Bush, reducer, $\frac{3}{4}$ " x $\frac{3}{8}$ " BSP |
| NI | 011155 | 2 | . . . Seal, Dowty $\frac{3}{4}$ " BSP |
| 17 | 010930 | 2 | . . Hose tail, $\frac{3}{8}$ " BSP x $\frac{5}{8}$ " hose |
| 18 | 036871 | 1 | . . Float switch and amp (option) Page 128 |




View on front face of tank


WATER TANK ASSEMBLY

| <i>Item</i> | <i>Part Number</i> | <i>Quantity</i> | <i>Description</i> |
|--|--------------------|-----------------|--|
| Water Tank Drain Valve Assembly | | | |
| 1 | 013757 | 1 | . Valve, ball $\frac{3}{4}$ " BSP |
| 2 | 012228 | 1 | . . Coupling, M/M, $\frac{3}{4}$ " BSP |
| 3 | 002044 | 1 | . . Elbow, compact, M/F, $\frac{3}{4}$ " BSP |
| 4 | 011161 | 1 | . . Adaptor, M/M, $\frac{3}{4}$ " BSP |
| NI | 010934 | 1 | . . Socket, $\frac{3}{4}$ " BSP |
| NI | 010931 | 1 | . . Hose tail, $\frac{3}{4}$ " BSP x 1" hose |
| NI | 010518 | 1 | . . . Clamp, hose, worm drive, 30-40mm |

| <i>Item</i> | <i>Part Number</i> | <i>Quantity</i> | <i>Description</i> |
|--|--------------------|-----------------|---|
| Water Filter Assembly - High Pressure | | | |
| 1 | 023862 | 1 | . Filter, water (complete with element) |
| NI | 023863 | 1 | . . Element, gauze |
| NI | 023897 | 1 | . . . 'O' Ring |
| 2 | 000154 | 2 | . Bush, reducing, galvanised, M/F, 1" x $\frac{3}{4}$ " BSP |
| 3 | 010931 | 1 | . Hose tail, $\frac{3}{4}$ " BSP x 1" hose |
| 4 | 010916 | 1 | . Adaptor, M/M, $\frac{3}{4}$ " BSP |
| 5 | 013757 | 1 | . Valve, ball $\frac{3}{4}$ " BSP |
| 6 | 011161 | 1 | . Adaptor, M/M, $\frac{3}{4}$ " BSP |
| 7 | 011196 | 1 | . Elbow, swept, M/F, $\frac{3}{4}$ " BSP |
| 8 | 011210 | 1 | . Elbow, $\frac{3}{4}$ " BSP x 1" hose |
| NI | 010518 | 1 | . Clamp, hose, worm drive, 30-40mm |




WATER TANK DRAIN VALVE




WATER FILTER ASSEMBLY - HIGH PRESSURE

Washing and dust suppression

| <i>Item</i> | <i>Part Number</i> | <i>Quantity</i> | <i>Description</i> |
|--------------------------------------|--------------------|-----------------|--|
| Water Tank Filler Arrangement | | | |
| 1 | 034388 | 1 | Filler pipe |
| | 000257 | 2 | . Setscrew, M8 x 25mm, stainless steel |
| | 000264 | 2 | . Washer, M8, stainless steel |
| 2 | 001045 | AR | Hose, green, medium duty, 1½" bore |
| 3 | 005055 | 2 | . Clip 50mm OD |
| NI | 003007 | 2 | . Clamp, hose, worm drive, 35-50mm |
| 4 | 025140 | 1 | Hydrant adaptor, includes back nut |
| 5 | 039313 | 1 | . Bracket, mounting |
| | 000257 | 4 | . . Setscrew, M8 x 25mm, stainless steel |
| | 000264 | 8 | . . Washer, M8, stainless steel |
| | 000263 | 4 | . . Nut, M8, Nyloc, stainless steel |



WATER TANK FILLER HOSE
ROUTING RH

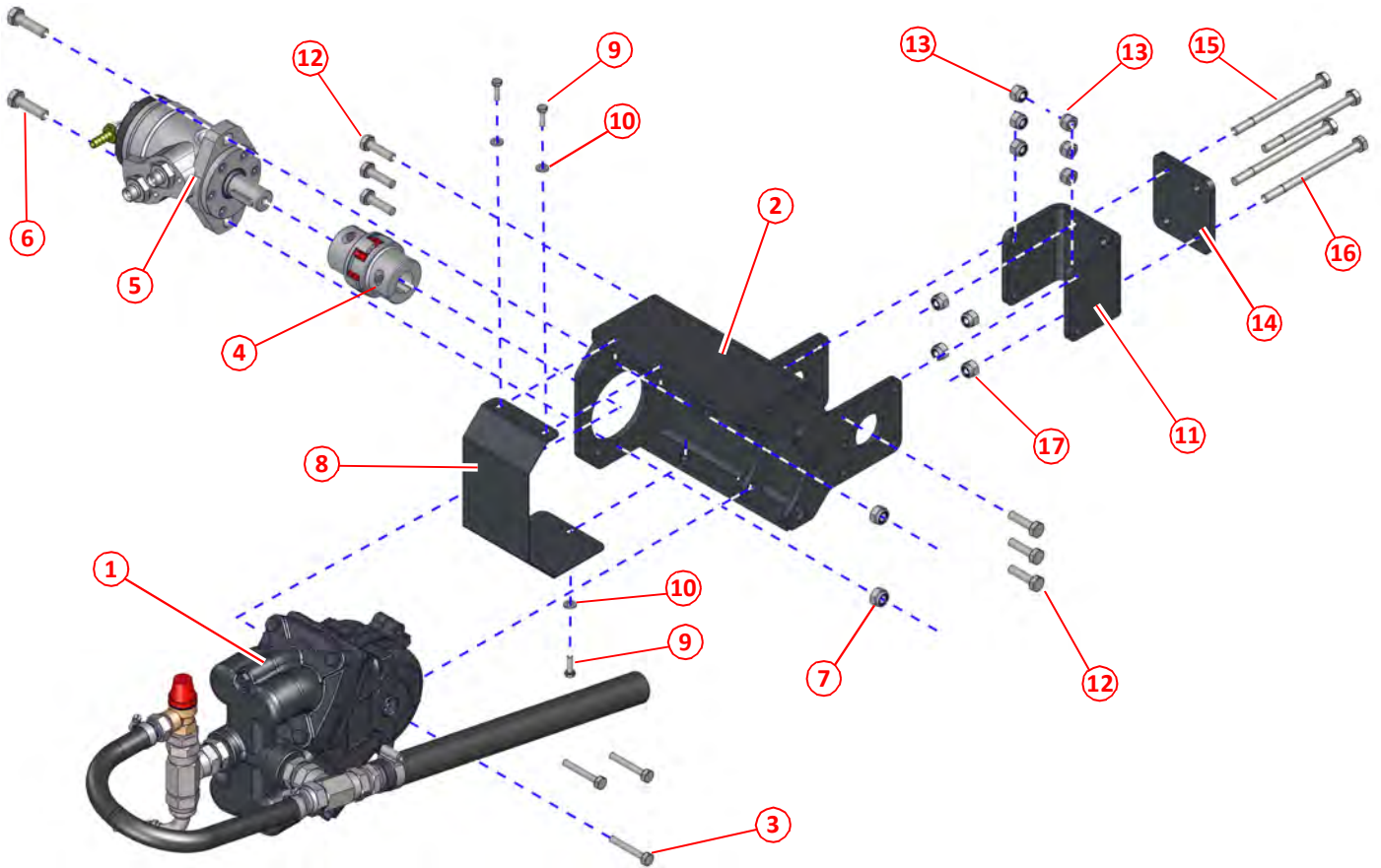


HYDRANT ADAPTOR WATER TANK FILLER
LOCATED IN SIDE LOCKER

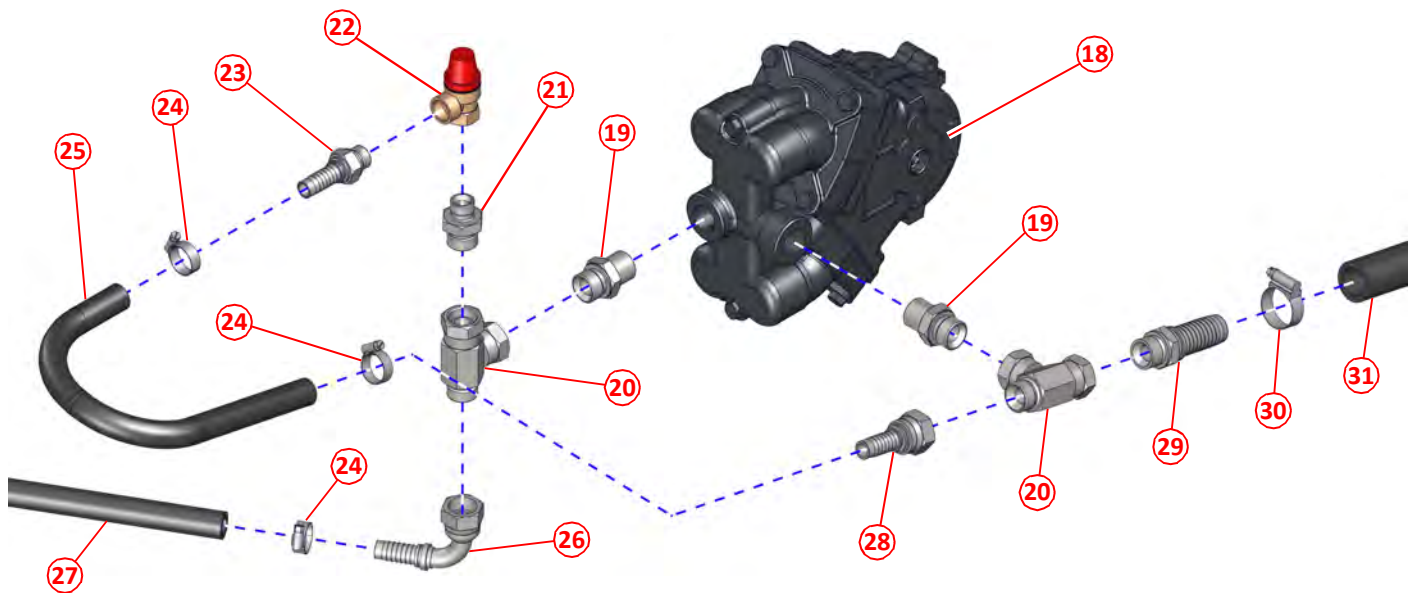
WATER TANK FILLER ARRANGEMENT

| <i>Item</i> | <i>Part Number</i> | <i>Quantity</i> | <i>Description</i> |
|--|--------------------|-----------------|--|
| Low Pressure Water Twin Diaphragm - Arrangement | | | |
| 1 | 010208 | 1 | Water pump, twin diaphragm, low pressure |
| 2 | 045209 | 1 | Mounting bracket, water pump, low pressure |
| 3 | 011016 | 3 | Set screw M8 x 50 |
| 4 | 043779 | 1 | Coupling, water pump |
| 5 | 043778 | 1 | Hydraulic motor 40cc |
| 6 | 011069 | 2 | Bolt M12 x 40 |
| 7 | 011077 | 2 | Nyloc nut M12 |
| 8 | 044186 | 1 | Cover, coupling |
| 9 | 011067 | 3 | Set screw M6 x 20 |
| 10 | 011090 | 3 | Plain washer M6 |
| 11 | 045030 | 1 | Adapter plate |
| 12 | 011033 | 6 | Set screw M10 x 35 |
| 13 | 011075 | 6 | Nyloc nut M10 |
| 14 | 045031 | 1 | Spreader plate |
| 15 | 000075 | 2 | Bolt M10 x 130 |
| 16 | 000041 | 2 | Bolt M10 x 140 |
| 17 | 011075 | 4 | Nyloc nut M10 |

| <i>Item</i> | <i>Part Number</i> | <i>Quantity</i> | <i>Description</i> |
|---|--------------------|-----------------|--|
| Low Pressure Water Twin Diaphragm - Fittings | | | |
| 18 | 010208 | 1 | Water pump, twin diaphragm, low pressure |
| 19 | 002245 | 2 | Adapter, M/M, #” BSPP x #” BSPT |
| 20 | 002233 | 2 | Tee, M/F/F, nuts on branch, #” BSP |
| 21 | 011166 | 1 | Adapter, #” BSP x !” BSP |
| 22 | 030741 | 1 | Valve, pressure reducer |
| 23 | 002159 | 1 | Adapter, male #” BSPP x &” hose tail |
| 24 | 010517 | 3 | Hose clamp, worm drive, No. 0X (ø18-ø25) |
| 25 | 011000 | AR | Hose, &”, pressure relief |
| 26 | 001145 | 1 | Elbow, female #” BSP x &” hose tail |
| 27 | 011000 | AR | Hose, &”, to water valves |
| 28 | 001144 | 1 | Adapter, female #” BSPP x &” hose tail |
| 29 | 002252 | 1 | Adapter, male #” BSPP x 1” hose tail |
| 30 | 010518 | 1 | Hose clamp, worm drive, No. 1X (ø30-ø40) |
| 31 | 010959 | AR | Hose 1”, from water strainer, low pressure |



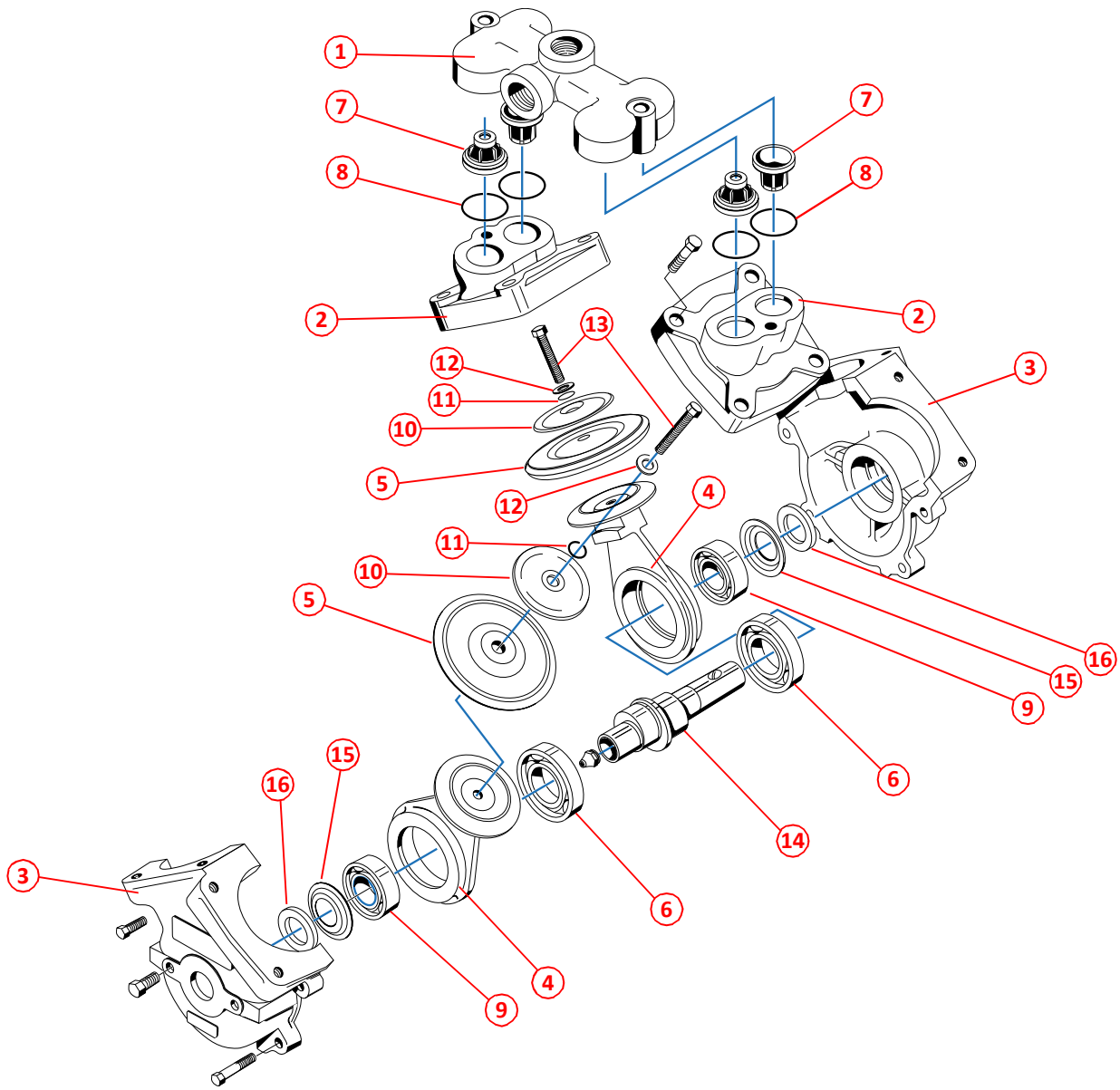
Low Pressure Water Pump Twin Diaphragm Arrangement



Low Pressure Water Pump Twin Diaphragm Fittings

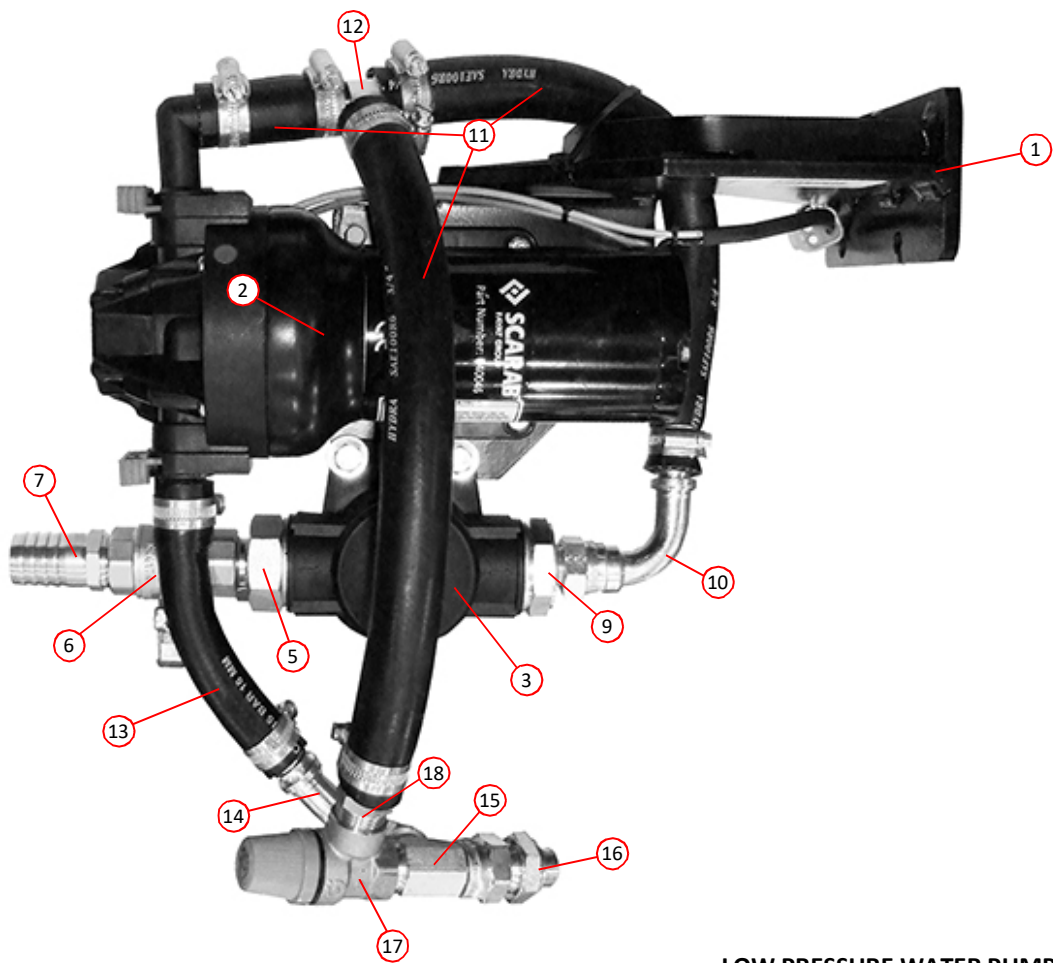

Washing and dust suppression

| <i>Item</i> | <i>Part Number</i> | <i>Quantity</i> | <i>Description</i> |
|-------------|--------------------|-----------------|---|
| | | | Low Pressure Water Twin Diaphragm - Components |
| 1 | 020460 | 1 | Pump bridge, valve chamber |
| 2 | 020463 | 2 | Pump head, diaphragm cover |
| 3 | 020461 | 2 | Pump crankcase |
| 4 | 014682 | 2 | Connecting rods |
| 5 | 013629 | 2 | Diaphragm |
| 6 | TBC | 2 | Bearing, ball |
| 7 | 013627 | 4 | Poppet valve |
| 8 | 013628 | 4 | Sealing ring |
| 9 | TBC | 2 | Bearing, ball |
| 10 | 014882 | 2 | Diaphragm upper |
| 11 | 031560 | 2 | Seal |
| 12 | 031561 | 2 | Washer |
| 13 | TBC | 2 | Bolt |
| 14 | TBC | 1 | Pump centric |
| 15 | 014881 | 2 | Retainer |
| 16 | 014879 | 2 | Felt washer |
| 17 | 010903 | 1 | Grease nipple, $\frac{1}{8}$ " straight |



Low Pressure Water Pump Twin Diaphragm Components

| Item | Part Number | Quantity | Description |
|--|-------------|----------|---|
| Low Pressure Water Pump Electric- Arrangement | | | |
| 1 | 038503 | 1 | . Mounting bracket |
| 2 | 040046 | 1 | . . Water pump, low-pressure (Electric) Page 129 |
| | 000230 | 4 | . . . Setscrew, M5 x 45mm |
| | 000410 | 4 | Washer, M5 |
| | 000155 | 4 | Nut, M5, Nyloc |
| 3 | 023862 | 1 | . . Filter (complete with element) |
| 4 | 023863 | 1 | . . . Filter, element |
| | 011011 | 2 | . . . Setscrew, M8 x 25mm |
| | 011902 | 4 | Washer, M8 |
| | 011073 | 2 | Nut, M8, Nyloc |
| 5 | 011193 | 2 | . . . Reducer, 1 x $\frac{3}{4}$ BSP |
| | 011156 | 1 | Seal, Dowty, $\frac{1}{4}$ BSP |
| 6 | 013757 | 1 | Valve, ball, $\frac{3}{4}$ BSP |
| 7 | 010931 | 1 | Hose-tail, $\frac{3}{4}$ BSP x 1" |
| 8 | 014827 | AR | Hose, rubber, 1 bore (from water tank) |
| | 010518 | 1 | . . . Clamp, hose, worm drive, 30-40mm |
| 9 | 011228 | 1 | . . . Reducer, 1 x $\frac{1}{2}$ BSP |
| | 011156 | 1 | Seal, Dowty, $\frac{1}{4}$ BSP |
| 10 | 011234 | 1 | Elbow, $\frac{1}{2}$ BSP x $\frac{5}{8}$ hose |
| 11 | 002188 | AR | Hose, rubber, $\frac{3}{4}$ bore |
| 12 | 031510 | 1 | Tee, plastic, $\frac{3}{4}$ hose |
| | 010517 | 6 | Clamp, hose, worm drive, 18-25mm |
| 13 | 011000 | AR | . . . Hose, rubber $\frac{5}{8}$ bore |
| 14 | 011234 | 1 | Elbow, $\frac{1}{2}$ BSP x $\frac{5}{8}$ hose |
| | 010517 | 2 | Clamp, hose, worm drive, 18-25mm |
| 15 | 011182 | 1 | Tee, nut on run, $\frac{1}{2}$ BSP |
| 16 | 011167 | 1 | Adaptor, $\frac{1}{2}$ BSP x $\frac{5}{8}$ BSP (to water valves) |
| | 011153 | 1 | Seal, Dowty, $\frac{5}{8}$ BSP |
| 17 | 030741 | 1 | Pressure reducer, $\frac{1}{2}$ BSP |
| 18 | 011235 | 1 | Hose-tail, $\frac{1}{2}$ BSP x $\frac{3}{4}$ hose |






LOW PRESSURE WATER PUMP ELECTRIC

| Item | Part Number | Quantity | Description |
|-----------------------------|-------------|----------|---|
| Water Valve Assembly | | | |
| 1 | 038370 * | 1 | . Water Valve, 3 way, assembly |
| | 000052 | 4 | . . Setscrew, M5 x 16mm |
| | 000155 | 4 | . . Nut, M5, Nyloc |
| 2 | 010922 | 3 | . . . Hose tail, $\frac{1}{4}$ " BSP x $\frac{3}{8}$ " hose |
| NI | 010516 | 3 | Clamp, hose, worm drive, 11-16mm |
| NI | 010950 | AR | Hose, plastic reinforced, $\frac{3}{8}$ " bore |
| 3 | 037969 | 3 | . . Solenoid, complete body assembly, BSV122NC24D |
| 4 | 037059 | 3 | . . Coil, 24 Volt, 8 Watt, BVC24D |
| 5 | 038384 | 1 | . . Bracket, mounting, water valve assembly |
| | 011001 | 4 | . . . Setscrew, M6 x 16mm |
| | 011071 | 4 | . . . Nut, M6, Nyloc |
| 6 | 038385 | 1 | . . Cover, water valve assembly |
| 7 | 000248 | 2 | . . . Knob, plastic, brass insert, M8 |
| 8 | 034624 | AR | . Repair kit, BSVRK |
| 9 | 043113 | 1 | Water valve, 2 way, assembly |

Notes:-

* The water valve assembly is shown as 3 way and hence all associated parts are based on that, but depending on actual configuration of the sweeper may contain more or less valves and hence associated components.




WATER VALVE ASSEMBLY

| Item | Part Number | Quantity | Description |
|---|-------------|----------|---|
| Side Brush Low Pressure Water Spray Nozzle | | | |
| 1 | 036044 | 1 | . Spray jet assembly complete Page 42 |
| | 030746 | 2 | . . Spray body cap |
| | 030748 | 2 | . . . Spray jet |
| | 030633 | 2 | . . . Filter |
| | 030636 | 2 | . . . Washer, rubber |
| 2 | 011199 | 1 | Adaptor, M/M, $\frac{3}{8}$ " x $\frac{1}{4}$ " BSP |
| 3 | 011743 | 1 | Valve, ball, $\frac{1}{4}$ " BSP |
| 4 | 010922 | 1 | Hose tail |
| 5 | 010950 | AR | Hose, water |
| 6 | 010516 | 1 | Clamp, hose, worm drive, 11 - 16mm |
| 7 | 036043 | 1 | . . Bracket, double spray jet, LH |
| NI | 036042 | 1 | . . Bracket, double spray jet, RH |
| | 011031 | 1 | . . . Bolt, M10 x 25mm |
| | 011075 | 1 | . . . Nut, M10 Nyloc |

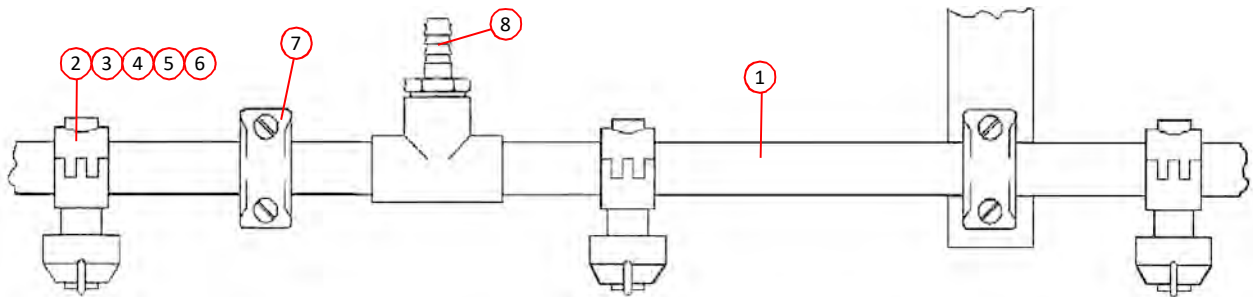
| Item | Part Number | Quantity | Description |
|-------------------------------------|-------------|----------|--------------------------|
| Front Low Pressure Spray Bar | | | |
| 1 | 030323 * | 1 | . Low-pressure spray bar |
| 2 | 030632 | 7 | . . Jet |
| 3 | 030633 | 7 | . . Filter |
| 4 | 030634 | 7 | . . Nozzle holder |
| 5 | 030635 | 7 | . . Cap, jet |
| 6 | 030636 | 7 | . . Washer, rubber |
| 7 | 031338 | AR | . . Clamp |
| 8 | 031339 | 1 | . . Hose tail |

Notes:-

* Mounting brackets for the spray bar are dependant on the vehicle being fitted to. Please contact your local Scarab Dealer or the Scarab Parts Department regarding these parts.



SIDE BRUSH LOW PRESSURE SPRAY NOZZLE


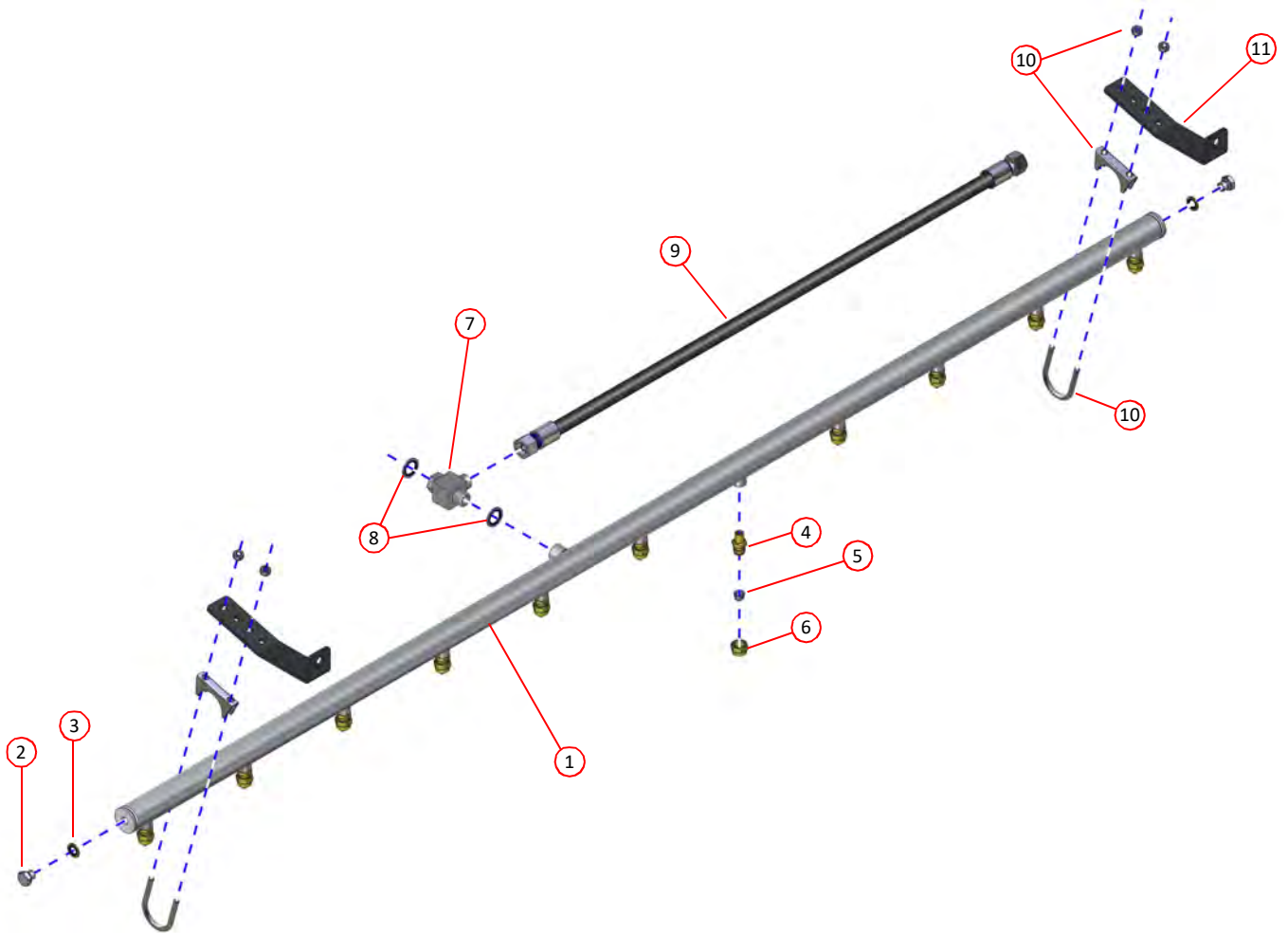


FRONT LOW PRESSURE SPRAY BAR

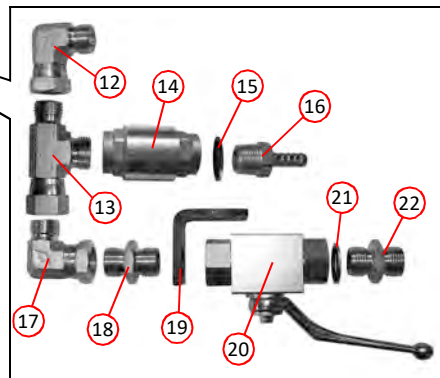
| Item | Part Number | Quantity | Description |
|---|-------------|----------|---|
| Combined High & Low Pressure Front Spray Bar Arrangement | | | |
| 1 | 020405 | 1 | Spray bar, stainless steel |
| 2 | 011241 | 2 | Plug $\frac{1}{4}$ " BSP |
| 3 | 011152 | 2 | Dowty seal $\frac{1}{4}$ " BSP |
| 4 | 010112 | 11 | Nozzle body |
| 5 | 023377 | 11 | Jet |
| 6 | 030951 | 11 | Nozzle cap |
| 7 | 011188 | 1 | Banjo elbow, $\frac{1}{2}$ " BSP (complete) |
| 8 | 011154 | 2 | Seal, Dowty, $\frac{1}{2}$ " BSP |
| 9 | 001067 | 1 | Hose, 4500mm long, straight ends, $\frac{1}{2}$ " BSP |
| 10 | 014983 | AR | U-Clamp |
| 11 | * | 2 | Bracket, spray bar |
| 12 | 011173 | 2 | Elbow, swivel, M/F, $\frac{1}{2}$ " BSP |
| 13 | 011182 | 1 | Tee, swivel, M/M/F, $\frac{1}{2}$ " BSP |
| 14 | 003033 | 1 | Valve, non-return, $\frac{1}{2}$ " BSP |
| 15 | 011154 | 4 | Seal, Dowty, $\frac{1}{2}$ " BSP |
| 16 | 003034 | 1 | Hose tail, $\frac{1}{2}$ " BSP x $\frac{3}{8}$ " hose |
| NI | 010958 | AR | Hose, plastic re-enforced, $\frac{3}{8}$ " bore (from water valve) |
| NI | 010516 | 1 | Clamp, hose, worm drive, 11-16mm |
| 17 | 011173 | 2 | Elbow, swivel, M/F, $\frac{1}{2}$ " BSP |
| 18 | 011160 | 1 | Adaptor, M/M, $\frac{1}{2}$ " BSP |
| 19 | 025007 | 1 | Bracket, angle, valve support |
| 20 | 023176 | 1 | Valve, ball, F/F, $\frac{1}{2}$ " BSP |
| 21 | 011154 | 4 | Seal, Dowty, $\frac{1}{2}$ " BSP |
| 22 | 011160 | 1 | Adaptor, M/M, $\frac{1}{2}$ " BSP |
| NI | 001068 | 1 | Hose, 4000mm long, straight ends, $\frac{1}{2}$ " BSP (from H-P pump) |

Notes:-

* Mounting brackets for the spray bar are dependant on the vehicle being fitted to. Please contact your local Scarab Dealer or the Scarab Parts Department regarding these parts.



SHOWN FITTED TO LEFT HAND SIDE OF VEHICLE




COMBINED HIGH & LOW PRESSURE FRONT SPRAY BAR ARRANGEMENT

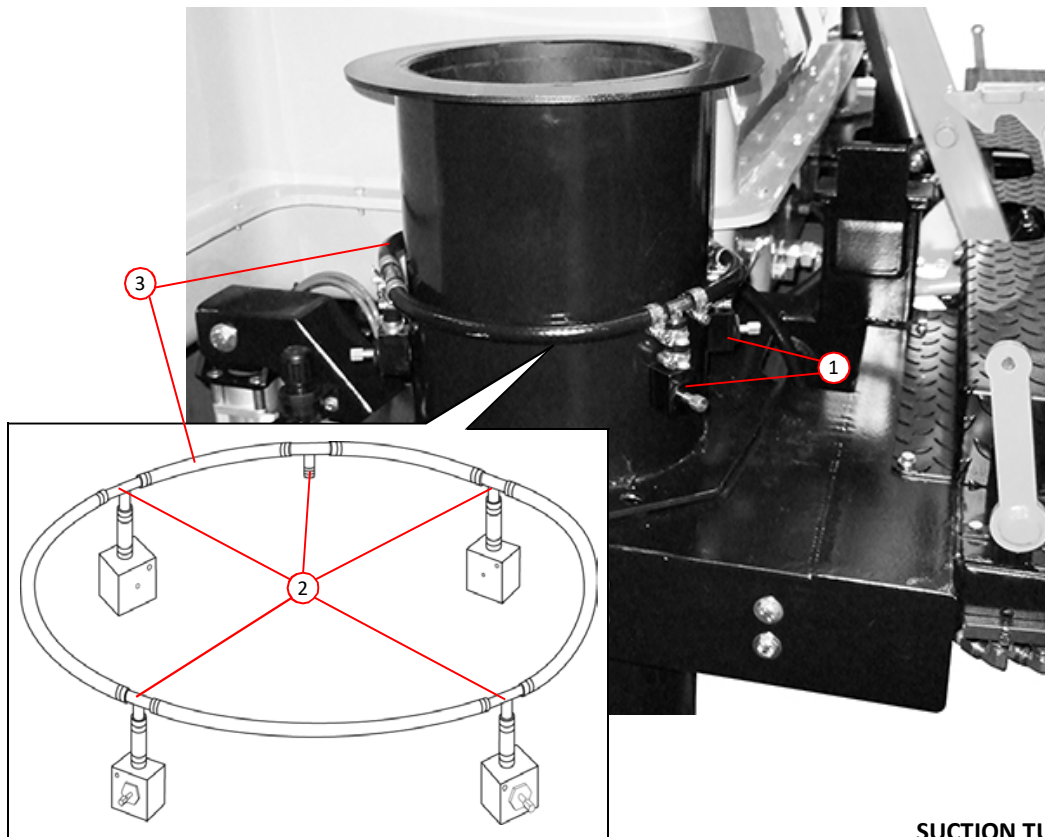
Washing and dust suppression

| <i>Item</i> | <i>Part Number</i> | <i>Quantity</i> | <i>Description</i> |
|--|--------------------|-----------------|---|
| Suction Nozzle Box - Dust Suppression | | | |
| 1 | 013360 | 4 | . Jet assembly |
| | 011001 | 4 | . . Bolt, M6 x 16mm |
| | 003000 | 3 | . . . Tee, brass, $\frac{3}{8}$ " |
| | 010950 | AR | Hose, plastic reinforced, $\frac{3}{8}$ " |
| | 010516 | 11 | Clamp, hose, worm drive, 11-16mm |

| <i>Item</i> | <i>Part Number</i> | <i>Quantity</i> | <i>Description</i> |
|--|--------------------|-----------------|---|
| Suction Tube - Dust Suppression | | | |
| 1 | 013360 | 4 | . Jet assembly |
| | 011001 | 4 | . . Bolt, M6 x 16mm |
| 2 | 003000 | 5 | . . . Tee, brass, $\frac{3}{8}$ " |
| 3 | 010950 | AR | Hose, plastic reinforced, $\frac{3}{8}$ " |
| | 010516 | 18 | Clamp, hose, worm drive, 11-16mm |





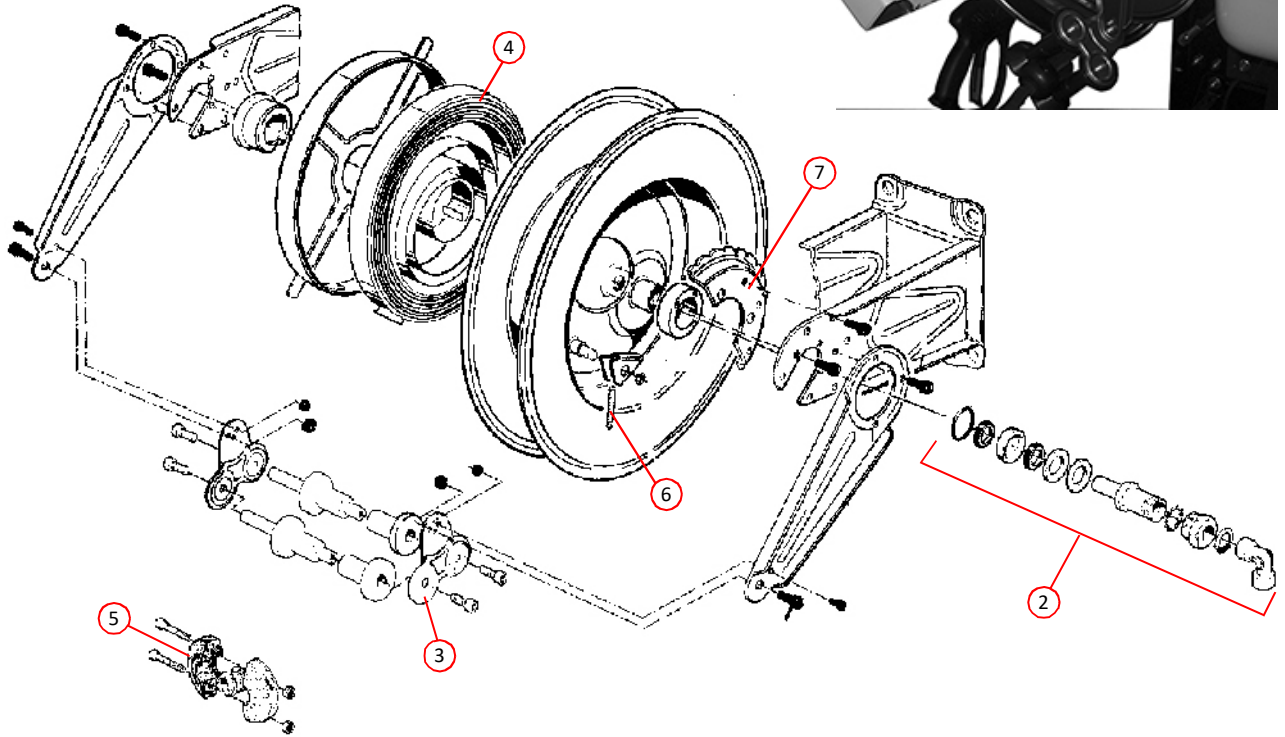
SUCTION NOZZLE BOX DUST SUPPRESSION



SUCTION TUBE DUST SUPPRESSION

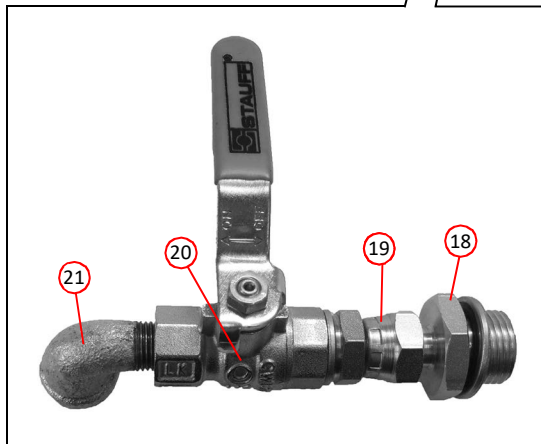
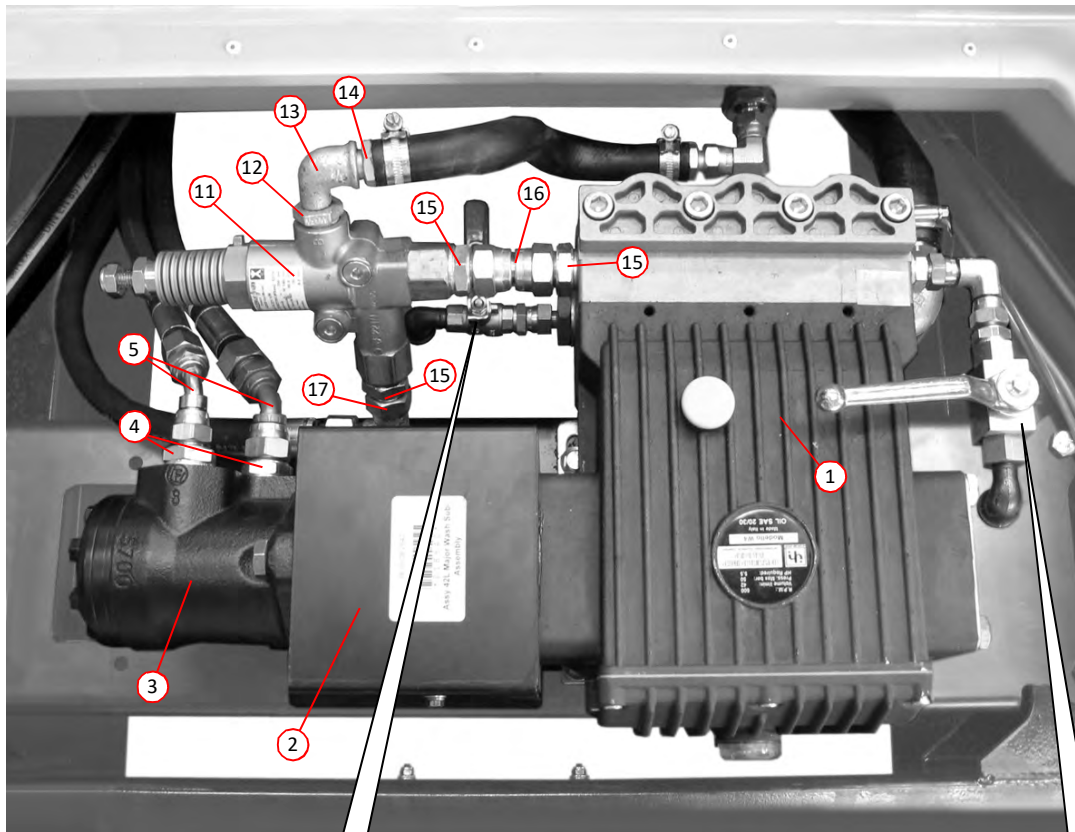
Washing and dust suppression

| <i>Item</i> | <i>Part Number</i> | <i>Quantity</i> | <i>Description</i> |
|---|--------------------|-----------------|--|
| Automatic Hose Reel and Lance Assembly | | | |
| 1 | 020451 | 1 | . Automatic hose reel assembly (less hose) |
| 2 | 024230 | 1 | . . Elbow, swivel assembly |
| 3 | 025238 | 1 | . . Roller assembly |
| 4 | 026753 | 1 | . . Coiled spring |
| 5 | 026217 | 1 | . . Clamp |
| 6 | 026754 | 1 | . . Spring, tensioning |
| 7 | 030570 | 1 | . . Ratchet |
| 8 | 034390 | 1 | . . Bracket, hose reel |
| 9 | 010748 | 1 | . . Hand lance |
| 10 | 025473 | 1 | . . Holder, hand lance |
| 11 | 012901 | 2 | . . . U-clamp, 2 |
| 12 | 032265 | 1 | Bracket, lance holder, short |
| 13 | 032266 | 1 | Bracket, lance holder, long |
| 14 | 010601 | 13m | . . Hose, rubber, reinforced |
| 15 | 011159 | 1 | . . Adaptor, M/M, $\frac{3}{8}$ BSP |




AUTOMATIC HOSE REEL & LANCE ASSEMBLY

| Item | Part Number | Quantity | Description |
|--|-------------|----------|---|
| High Pressure Water Pump 42 LPM - Arrangement | | | |
| 1 | 020308 | 1 | . Pump, high-pressure, 42 litres/minute Page 108 |
| NI | 020311 | 1 | . . Coupling half, 1 bore |
| NI | 020309 | 1 | . . Coupling half, 35 bore |
| NI | 020312 | 1 | . . Sleeve, coupling |
| 2 | 020643 | 1 | . . . Guard, coupling |
| 3 | 013527 | 1 | . . Motor, hydraulic, OMP50 Page 102 |
| 4 | 011167 | 2 | . . . Adaptor, $\frac{1}{2}$ " BSP x $\frac{3}{8}$ " BSP |
| NI | 011154 | 1 | Seal, Dowty, $\frac{1}{2}$ " BSP |
| 5 | 011172 | 2 | . . . Elbow, swivel, M/F, $\frac{3}{8}$ " BSP |
| NI | 020347 | 1 | . . . Mounting bracket, motor |
| 6 | 011199 | 1 | . . Adaptor, $\frac{3}{8}$ " BSP x $\frac{1}{4}$ " BSP |
| NI | 011153 | 1 | . . . Seal, Dowty, $\frac{3}{8}$ " BSP |
| 7 | 011169 | 1 | Elbow, swivel, F/F, $\frac{1}{4}$ " BSP |
| 8 | 011158 | 1 | Adaptor, M/M, $\frac{1}{4}$ " BSP x $\frac{1}{4}$ " BSP |
| NI | 011152 | 1 | Seal, Dowty, $\frac{1}{4}$ " BSP |
| 9 | 011257 | 1 | Valve, ball, pump high-pressure drain, $\frac{1}{4}$ " BSP |
| 10 | 010910 | 1 | Elbow, galvanised, M/F, $\frac{1}{4}$ " BSP |
| 11 | 022739 | 1 | . . Valve, unloader, ($\frac{1}{2}$ " BSP ports) |
| 12 | 010914 | 1 | . . . Adaptor, reducing, $\frac{1}{2}$ " BSP x $\frac{3}{8}$ " BSP |
| 13 | 010942 | 1 | Elbow, galvanised, M/F, $\frac{1}{2}$ " BSP |
| 14 | 010930 | 1 | Hose tail, $\frac{3}{8}$ " BSP x $\frac{5}{8}$ " BSP |
| 15 | 011160 | 3 | . . . Adaptor, M/M, $\frac{1}{2}$ " BSP x $\frac{1}{2}$ " BSP |
| NI | 011154 | 3 | Seal, Dowty, $\frac{1}{2}$ " BSP |
| 16 | 011178 | 1 | Adaptor, F/F, $\frac{1}{2}$ " BSP |
| 17 | 011173 | 1 | . . . Elbow, swivel, F/F, $\frac{1}{2}$ " BSP |
| 18 | 003006 | 1 | . . Adaptor, galvanised, M/F, $\frac{3}{4}$ " BSP x $\frac{1}{4}$ " BSP |
| | 011155 | 1 | . . . Seal, Dowty, $\frac{3}{4}$ " BSP |
| 19 | 010944 | 1 | Adaptor, galvanised, M/M, $\frac{1}{4}$ " BSP |
| 20 | 011743 | 1 | Valve, ball, pump low pressure drain, $\frac{1}{4}$ " BSP |
| 21 | 010910 | 2 | Elbow, galvanised, M/F, $\frac{1}{4}$ " BSP |



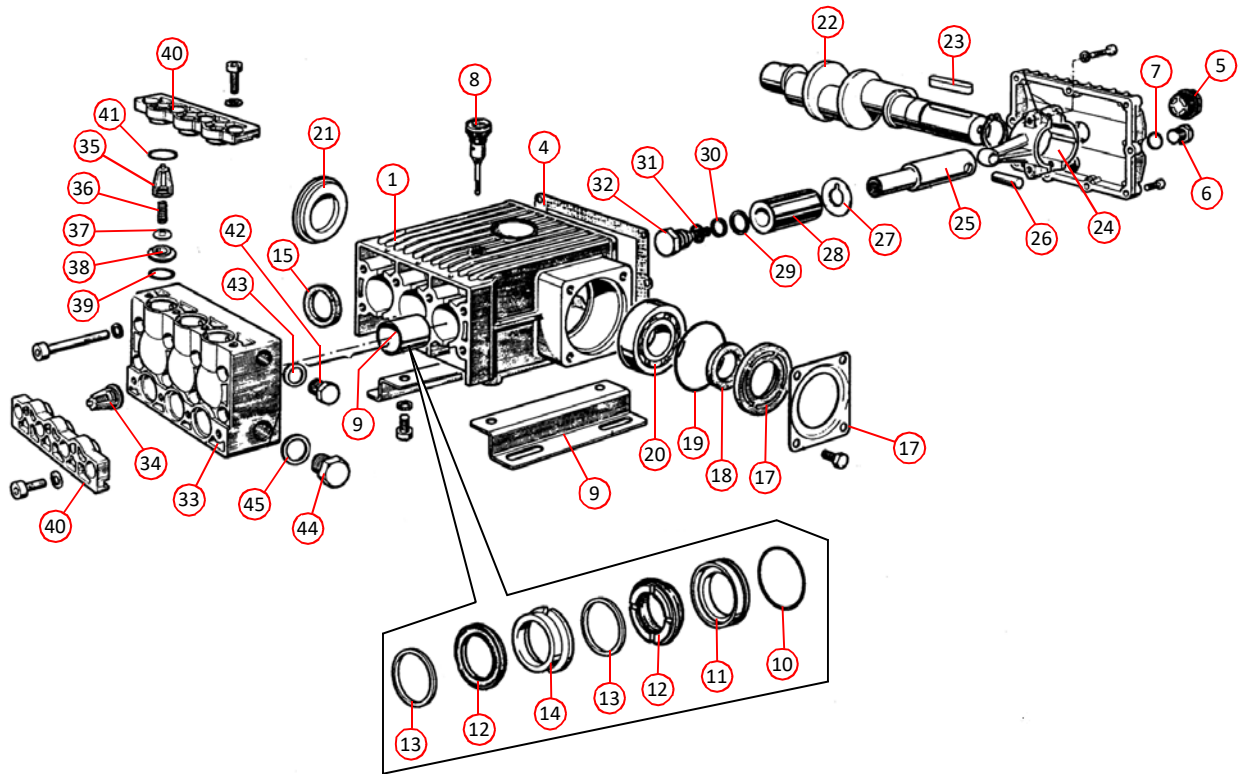
LOW PRESSURE DRAIN VALVE



HIGH PRESSURE DRAIN VALVE

HIGH PRESSURE WATER PUMP 42 LPM - ARRANGEMENT

| Item | Part Number | Quantity | Description |
|---|-------------|----------|-------------------------------------|
| High Pressure Water Pump 42 LPM - Components | | | |
| 1 | 022110 | 1 | Crankcase |
| 2 | 022136 | 2 | . Foot |
| | 022139 | 4 | . . Bolt |
| | 022138 | 4 | . . Washer |
| 3 | 022119 | 1 | . Rear cover |
| | 022126 | 9 | . . Bolt |
| 4 | 022112 | 1 | . . Gasket, rear cover |
| 5 | 022124 | 1 | . . Oil sight glass |
| 6 | 022125 | 1 | . . Cap |
| 7 | 022123 | 1 | . . . O-Ring |
| 8 | 022111 | 1 | . Dipstick |
| 9 | 022137 | 3 | . Cylinder guide |
| 10 | 022144 | 3 | . O-Ring |
| 11 | 022145 | 3 | . Oil seal |
| 12 | 022146 | 6 | . Oil seal |
| 13 | 022147 | 6 | . Oil seal |
| 14 | 022148 | 3 | . Collar |
| 15 | 022109 | 3 | . Oil seal |
| 16 | 022131 | 2 | . Crankcase cover, bearing assembly |
| | 022130 | 8 | . . Bolt |
| 17 | 022132 | 1 | . Spacer |
| 18 | 022133 | 1 | . Seal |
| 19 | 022134 | 2 | . O-Ring |
| 20 | 022135 | 2 | . Bearing |
| 21 | 022151 | 1 | . Spacer |
| 22 | 022118 | 1 | . Crankshaft |
| 23 | 022149 | 1 | . . Key |
| | 022150 | 1 | . . Circlip |
| 24 | 022120 | 3 | . . Connecting rod |
| 25 | 022128 | 3 | . . . Piston guide |
| 26 | 022127 | 3 | Pin |
| 27 | 022129 | 3 | Washer |
| 28 | 022117 | 3 | Piston |
| 29 | 022116 | 3 | Washer |
| 30 | 022115 | 3 | Washer |
| 31 | 022114 | 3 | O-Ring |
| 32 | 022113 | 3 | Piston bolt |
| 33 | 022143 | 1 | . Head |
| | 022098 | 8 | . . Bolt, M10 x 80mm |
| | 022099 | 8 | . . Washer |
| 34 | 022105 | 6 | . . Valve, complete |
| 35 | 022104 | 6 | . . . Valve |
| 36 | 022103 | 6 | . . . Spring |
| 37 | 022102 | 6 | . . . Valve ring |
| 38 | 022101 | 6 | . . . Valve seat |
| 39 | 022100 | 6 | . . . O-Ring |
| 40 | 022107 | 2 | . . Cover |
| | 022108 | 4 | . . . Bolt |
| | 022099 | 4 | . . . Washer |
| 41 | 022106 | 6 | . . . O-Ring |
| 42 | 022125 | 2 | . . Cap |
| 43 | 022142 | 1 | . . . Washer |
| 44 | 022140 | 1 | . . Plug |
| 45 | 022141 | 1 | . . . Washer |



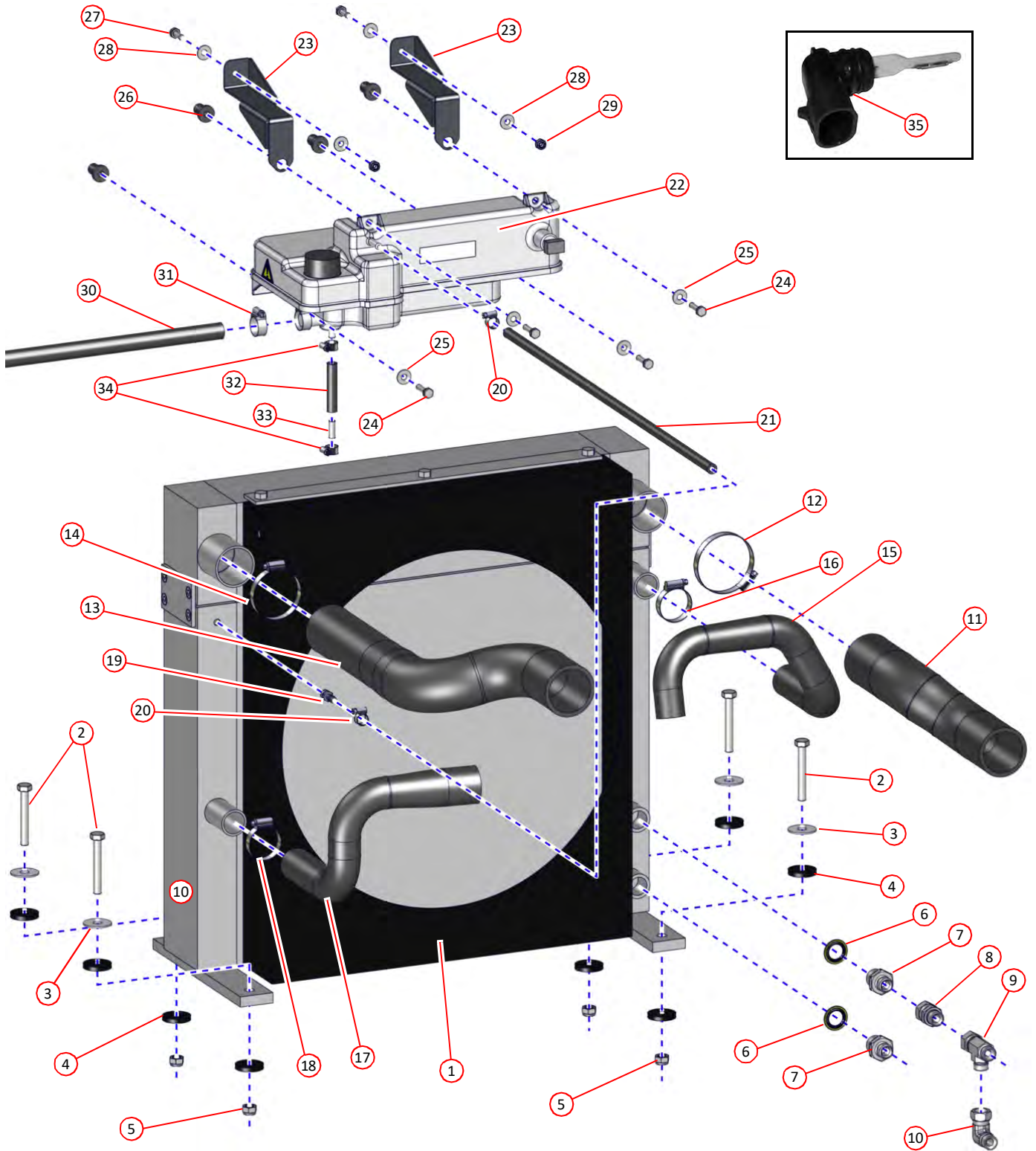
HIGH PRESSURE WATER PUMP 42 LPM - COMPONENTS

| Item | Part Number | Quantity | Description |
|--|-------------|----------|---|
| High Pressure Water Pump 42 LPM - Seal Kits | | | |
| NI | 022152 | 1 | . Kit No 32 , Comprising 2 x Item 18 |
| NI | 022153 | 1 | . Kit No 37 , Comprising 3 x Item 15 |
| NI | 022154 | 1 | . Kit No 38 , Comprising 3 x Item 12 |
| NI | 022155 | 1 | . Kit No 39 , Comprising 1 x Items 10, 11, 12, 13 & 14 |
| NI | 022156 | 1 | . Kit No 40 , Comprising 3 x Items 10 & 11 |
| NI | 022157 | 1 | . Kit No 41 , Comprising 6 x Item 13 |
| NI | 022158 | 1 | . Kit No 42 , Comprising 6 x Item 14 |
| NI | 022159 | 1 | . Kit No 62 , Comprising 6 x Items 35, 36, 37, 38 & 39 |
| NI | 022160 | 1 | . Kit No 74 , Comprising 3 x Items 29, 30, 31 & 32 |

Hydraulics

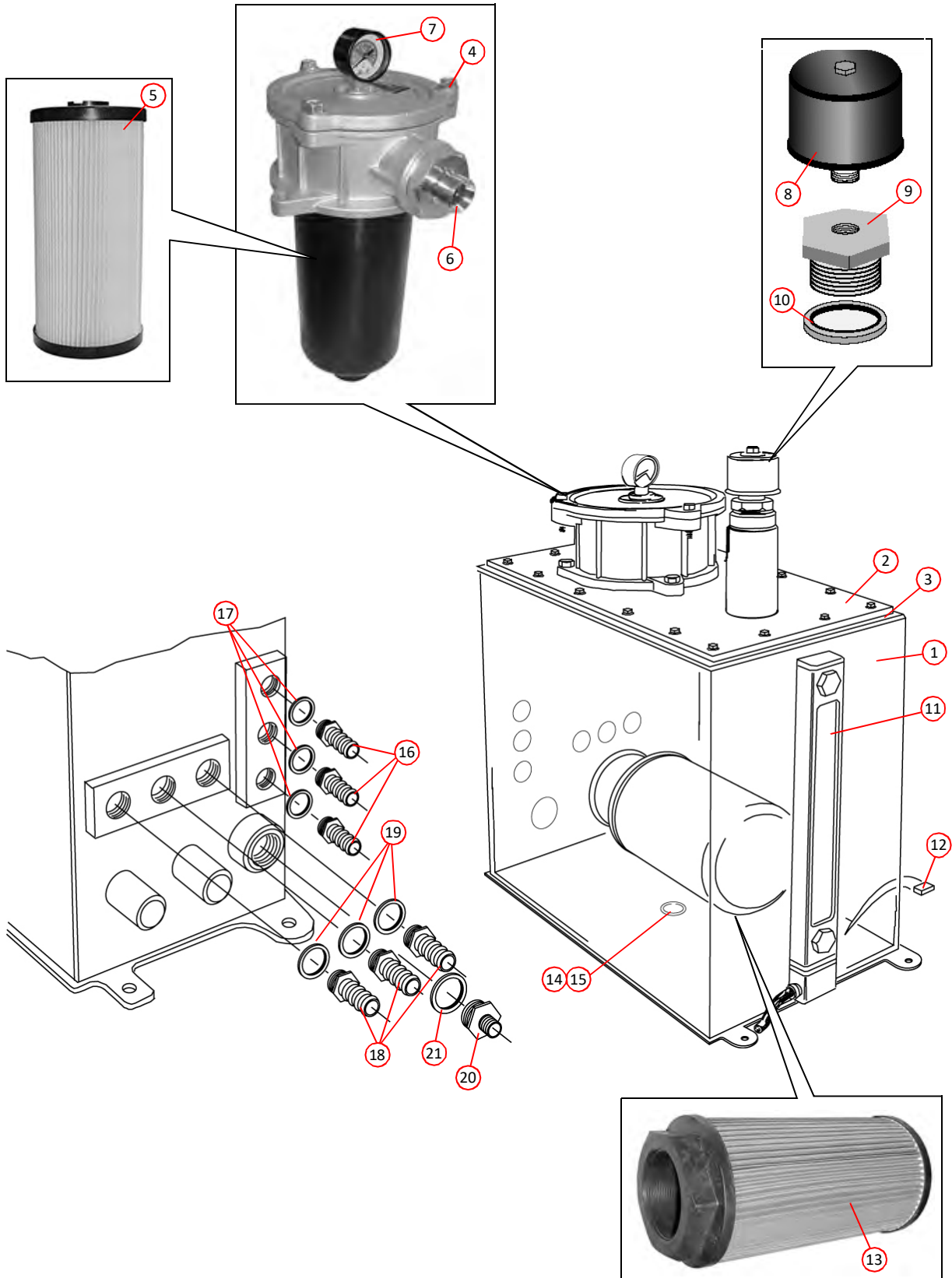
| <i>Description</i> | <i>Page</i> |
|--|-------------|
| Combined Radiator/Oil Cooler | 88 |
| Hydraulic Oil Tank Arrangement | 90 |
| Valve Block - Main Control | 92 |
| Suction Nozzle Tilt and Sweep Wash Valves | 94 |
| Fan Circuit Relief and Dump Valves | 96 |
| Hopper Control Valve Block | 98 |
| Suction Fan Pump and Gear Pump Arrangement | 100 |
| Suction Fan Motor Assembly | 100 |
| Hydraulic Motor, OMP50 - High Pressure Water Pump 42 LPM | 102 |
| Hydraulic Motor, OMP100 - Wide Sweep | 102 |
| Hydraulic Motor, OMP200 - Side Brush. | 102 |
| Hopper Lift Ram Assembly | 104 |
| Rear Door Open/Close Ram Assembly | 104 |
| Side Brush Lift Ram Assembly | 104 |
| Suction Nozzle Tilt Ram Assembly | 104 |
| Auxiliary Hand Pump | 106 |
| Filter High-Pressure | 106 |
| Hydraulic Circuit - Hopper, Rear Door and HP Pump | 108 |
| Hydraulic Pipes Schematic - Brushes, Nozzle Tilt and Suction Fan | 110 |
| Clamps for Steel Piping | 112 |

| Item | Part Number | Quantity | Description |
|-------------------------------------|-------------|----------|--|
| Combined Radiator/Oil Cooler | | | |
| 1 | 033711 | 1 | Combined radiator/oil cooler matrix Page 14 |
| 2 | 000110 | 4 | Bolt, M12 x 80mm |
| 3 | 013448 | 4 | Washer |
| 4 | 012969 | 8 | Washer, rubber |
| 5 | 011077 | 4 | Nut, M12, Nyloc |
| 6 | 002082 | 2 | Dowty seal M6 |
| 7 | 002074 | 2 | Adaptor, 26mm x $\frac{1}{2}$ " BSP |
| 8 | 011177 | 1 | Adaptor, swivel, M/F, $\frac{1}{2}$ " BSP |
| 9 | 011182 | 1 | Tee, nut on run, $\frac{1}{2}$ " BSP |
| 10 | 011173 | 1 | Elbow, swivel, M/F, $\frac{1}{2}$ " BSP |
| 11 | 033590 | 1 | Intercooler hose A |
| 12 | 012931 | 1 | Clamp, worm drive, No. 4, 70- 90mm |
| 13 | 033591 | 1 | Intercooler hose B |
| 14 | 010595 | 1 | Clamp, worm drive, No. 3, 55-70mm |
| 15 | 033593 | 1 | Coolant hose B |
| 16 | 003007 | 1 | Clamp, worm drive, Np. 2A, 35-50mm |
| 17 | 033592 | 1 | Coolant hose A |
| 18 | 003007 | 1 | Clamp, worm drive, No. 2A, 35-50mm |
| 19 | 006044 | 1 | Adapter, male, $\frac{1}{4}$ " BSP x 8mm hose tail |
| 20 | 010516 | 1 | Clamp, worm drive, No. M00, 11-16mm |
| 21 | 001035 | AR | Hose, 8mm |
| 22 | 034954 | 1 | Expansion tank Page 14 |
| 23 | 040605 | | Mounting bracket, expansion tank |
| 24 | 011012 | 4 | Set screw M8 x 30 |
| 25 | 011092 | 4 | Plain washer M6 |
| 26 | 039932 | 4 | Flex-Loc anti-vibration fastener M8 |
| 27 | 011010 | 2 | Set screw M8 x20 |
| 28 | 011092 | 4 | Plain washer M8 |
| 29 | 011073 | 2 | Nyloc nut M8 |
| 30 | 002188 | AR | Hose $\frac{3}{4}$ " R6 |
| 31 | 003019 | 1 | Clamp, worm drive, No. 2A, 22-30mm |
| 32 | 001035 | AR | Hose, 8mm |
| 33 | 028022 | 1 | Hose blank, HOSE BLANK $\frac{3}{8}$ " |
| 34 | 010516 | 1 | Clamp, worm drive, No. M00, 11-16mm |
| 35 | 037226 | 1 | Fluid level sensor, located in bottom of expansion tank Page 128 |






COMBINED RADIATOR/OIL COOLER

| Item | Part Number | Quantity | Description |
|---------------------------------------|-------------|----------|---|
| Hydraulic Oil Tank Arrangement | | | |
| 1 | 034328 | 1 | . Tank, hydraulic oil Page 22, 108 |
| | 011031 | 4 | . . Setscrew, M10 x 30mm |
| | 011075 | 4 | . . Nut, M10, Nyloc |
| 2 | 034329 | 1 | . . Lid, oil tank |
| 3 | 034602 | 1 | . . . Gasket, oil tank lid |
| | 011067 | 18 | Setscrew, M6 x 20mm |
| | 000339 | 18 | Washer, shake-proof, M6 |
| 4 | 013123 | 1 | . . Filter, return Page 96 |
| NI | 024405 | 1 | . . . Seal kit, return filter |
| 5 | 013125 | 1 | . . . Element, return filter |
| | 011032 | 3 | Setscrew, M10 x 30mm |
| | 011075 | 3 | Nut, M10, Nyloc |
| 6 | 011184 | 1 | . . . Adaptor, M/M, 1 ¹ / ₄ " BSP x 3 ³ / ₄ " BSP |
| NI | 011150 | 1 | Seal, Dowty, 1 ¹ / ₄ " BSP |
| NI | 011174 | 1 | . . . Elbow, swivel, 90° x 3 ³ / ₄ " BSP |
| 7 | 021719 | 1 | . . . Gauge, pressure, return filter |
| 8 | 020688 | 1 | . . Oil filler/breather |
| 9 | 020689 | 1 | . . . Plug, filler/breather, 1" BSP |
| 10 | 011156 | 1 | Seal, Dowty, 1" BSP |
| 11 | 024039 | 1 | . . Gauge, fluid level, complete with fixing screws |
| NI | 021979 | 2 | . . . Washer, sealing, rubber |
| 12 | 010305 | 1 | . . Magnet |
| 13 | 020687 | 1 | . . Element, suction filter |
| 14 | 011244 | 1 | . . . Plug, 3 ³ / ₄ " BSP |
| 15 | 011155 | 1 | Seal, Dowty, 3 ³ / ₄ " BSP |
| 16 | 010923 | 3 | . . Hose tail, 3 ³ / ₈ " BSP x 3 ³ / ₈ " hose |
| 17 | 011153 | 3 | . . . Seal, Dowty, 3 ³ / ₈ " BSP |
| 18 | 002159 | 3 | . . Hose tail, 1 ¹ / ₂ " BSP x 5 ⁵ / ₈ " hose |
| 19 | 011154 | 3 | . . . Seal, Dowty, 1 ¹ / ₂ " BSP |
| 20 | 011164 | 1 | . . Adaptor, M/M, 3 ³ / ₄ " BSP x 1 ¹ / ₄ " BSP |
| 21 | 011155 | 1 | . . . Seal, Dowty, 1 ¹ / ₂ " BSP |



HYDRAULIC OIL TANK ARRANGEMENT

| Item | Part Number | Quantity | Description |
|-----------------------------------|-------------|----------|--|
| Valve Block - Main Control | | | |
| 1 | 038218 | 1 | . Valve block - main control Page 108 |
| 2 | 034969 | 1 | . . Solenoid valve, S501N-3-B5G |
| 3 | 038987 | 1 | . . . Coil, 24V DC, C16DM24/21 |
| NI | 034971 | 1 | Seal kit, SK1028 |
| 4 | 034979 | 3 | . . Solenoid valve, S502N |
| 5 | 038987 | 3 | . . . Coil, 24V DC, C16DM24/21 |
| NI | 034971 | 3 | Seal kit, SK1028 |
| 6 | 034976 | 3 | . . Solenoid valve, S501N |
| 7 | 038987 | 3 | . . . Coil, 24V DC, C16DM24/21 |
| NI | 034971 | 3 | Seal kit, SK1028 |
| 8 | 034974 | 1 | . . Hand wheel adjuster, AXP 3945-30 |
| NI | 034975 | 1 | . . . Seal kit, SK118 |
| 9 | 038232 | 1 | . . Directional control valve, DG4V-3-2C-VM-KUP 5D 2-H7-60 |
| 10 | 038233 | 2 | . . . Coil, 24V DC, 02-365538 |
| 11 | 034967 | 1 | . . Relief valve, 1DR30-P-20S |
| NI | 034968 | 1 | . . . Seal kit, SK243 |
| 12 | 034977 | 3 | . . Check cartridge, 3CA80-3.5S |
| NI | 034978 | 3 | . . . Seal kit, SK226 |
| 13 | 034980 | 1 | . . Check cartridge, 3CA20-0.5S |
| NI | 034981 | 1 | . . . Seal kit, SK396 |
| 14 | 002174 | 1 | . . Adaptor, M20 x 1.5 x $\frac{1}{2}$ " BSP (Port T1) |
| NI | 011267 | 1 | . . . Seal, Dowty, M20 |
| NI | 011235 | 1 | . . . Hose tail, $\frac{1}{2}$ " BSP x $\frac{5}{8}$ " hose |
| 15 | 002174 | 1 | . . Adaptor, M20 x 1.5 x $\frac{1}{2}$ " BSP (Port T2) |
| NI | 011267 | 1 | . . . Seal, Dowty, M20 |
| 16 | 011186 | 1 | . . Adaptor, M16 x 1.5 x $\frac{3}{8}$ " BSP (Port HL) |
| NI | 011217 | 1 | . . . Seal, Dowty, M16 |
| 17 | 011186 | 1 | . . Adaptor, M16 x 1.5 x $\frac{3}{8}$ " BSP (Port HP) |
| NI | 011217 | 1 | . . . Seal, Dowty, M16 |
| 18 | 002176 | 1 | . . Adaptor, fixed, M/F, M16 x 1.5 x $\frac{1}{4}$ " BSP (Port BL1) |
| NI | 011217 | 1 | . . . Seal, Dowty, M16 |
| NI | 020902 | 1 | . . . Stud, male, $\frac{1}{4}$ " BSP x 6mm pipe |
| 19 | 002176 | 1 | . . Adaptor, fixed, M/F, M16 x 1.5 x $\frac{1}{4}$ " BSP (Port BL2) |
| NI | 011217 | 1 | . . . Seal, Dowty, M16 |
| NI | 020902 | 1 | . . . Stud, male, $\frac{1}{4}$ " BSP x 6mm |
| 20 | 002175 | 1 | . . Stud, male, M16 x 1.5 x 12mm pipe (Port WSB2) |
| NI | 011217 | 1 | . . . Seal, Dowty, M16 |
| 21 | 002175 | 1 | . . Stud, male, M16 x 1.5 x 12mm (Port WSB1) |
| NI | 011217 | 1 | . . . Seal, Dowty, M16 |
| 22 | 002175 | 1 | . . Stud, male, M16 x 1.5 x 12mm pipe (Port RHB2) |
| NI | 011217 | 1 | . . . Seal, Dowty, M16 |
| 23 | 002175 | 1 | . . Stud, male, M16 x 1.5 x 12mm pipe (Port RHB1) |
| NI | 011217 | 1 | . . . Seal, Dowty, M16 |
| 24 | 002175 | 1 | . . Stud, male, M16 x 1.5 x 12mm pipe (Port LHB2) |
| NI | 011217 | 1 | . . . Seal, Dowty, M16 |
| 25 | 002175 | 1 | . . Stud, male, M16 x 1.5 x 12mm pipe (Port LHB1) |
| NI | 011217 | 1 | . . . Seal, Dowty, M16 |
| 26 | 002175 | 1 | . . Stud, male, M16 x 1.5 x 12mm pipe (Port LP2) |
| NI | 011217 | 1 | . . . Seal, Dowty, M16 |
| 27 | 002175 | 1 | . . Stud, male, M16 x 1.5 x 12mm pipe (Port LP1) |
| NI | 011217 | 1 | . . . Seal, Dowty, M16 |
| 28 | 011266 | 1 | . . Adaptor, M20 x 1.5 x $\frac{3}{8}$ " BSP (Port P) |
| NI | 011267 | 8 | . . . Seal, Dowty, M20 |
| 29 | 035350 | 1 | . . Port plug, M12 x 1.5 (Port TP) |




MAIN CONTROL VALVE BLOCK

| Item | Part Number | Quantity | Description |
|--|-------------|----------|---|
| Suction Nozzle Tilt and Sweep Wash Valves * | | | |
| 1 | 041953 | 1 | Suction nozzle tilt control valve Page 110 |
| 2 | 011159 | 3 | Adaptor, M/M, $\frac{3}{8}$ " BSP |
| | 011153 | 3 | Dowty seal, $\frac{3}{8}$ " BSP |
| 3 | 001227 | 1 | Hose $\frac{3}{8}$ " x 680mm BSP (straight/90°) ends |
| NI | 011172 | 1 | Swivel elbow, $\frac{3}{8}$ " BSP |
| NI | 02008 | 1 | Bulkhead adaptor, $\frac{3}{8}$ " BSP |
| 4 | 011172 | 1 | Elbow, M/M, $\frac{3}{8}$ " BSP |
| 5 | 010923 | 1 | Adaptor, $\frac{3}{8}$ " BSP x $\frac{3}{8}$ " hosetail |
| 6 | 010517 | 1 | Hose clamp, worm drive, 18-25mm |
| 7 | 010958 | AR | Hose $\frac{3}{8}$ " bore |
| 8 | 001227 | 1 | Hose $\frac{3}{8}$ " x 680mm BSP (straight/90°) ends |
| NI | 011172 | 1 | Swivel elbow, $\frac{3}{8}$ " BSP |
| NI | 02008 | 1 | Bulkhead adaptor, $\frac{3}{8}$ " BSP |
| 9 | 038231 | 1 | Sweep wash control valve |
| 10 | 036921 | 1 | Coil, |
| 11 | 034969 | 1 | Cartridge, |
| 12 | 011160 | 2 | Adaptor, M/M, $\frac{1}{2}$ " BSP |
| | 011154 | 2 | Dowty seal, $\frac{1}{2}$ " BSP |
| 13 | 001273 | 2 | Hose, $\frac{1}{2}$ " x 410mm BSP (straight/90°) ends |
| 14 | 011268 | 2 | Bulkhead adaptor, $\frac{1}{2}$ " BSP |

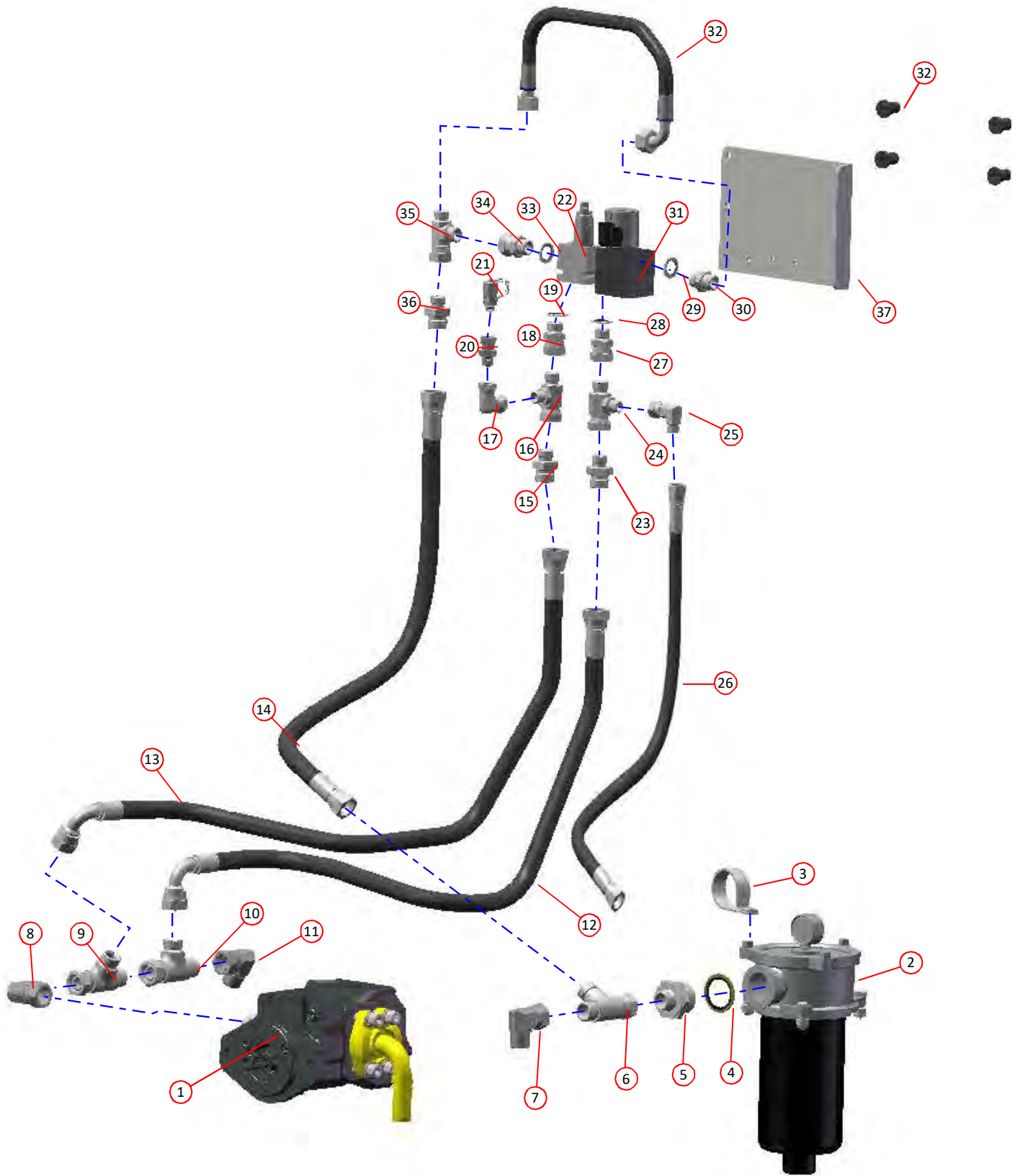
Notes:-

* Sweep wash is an optional system.




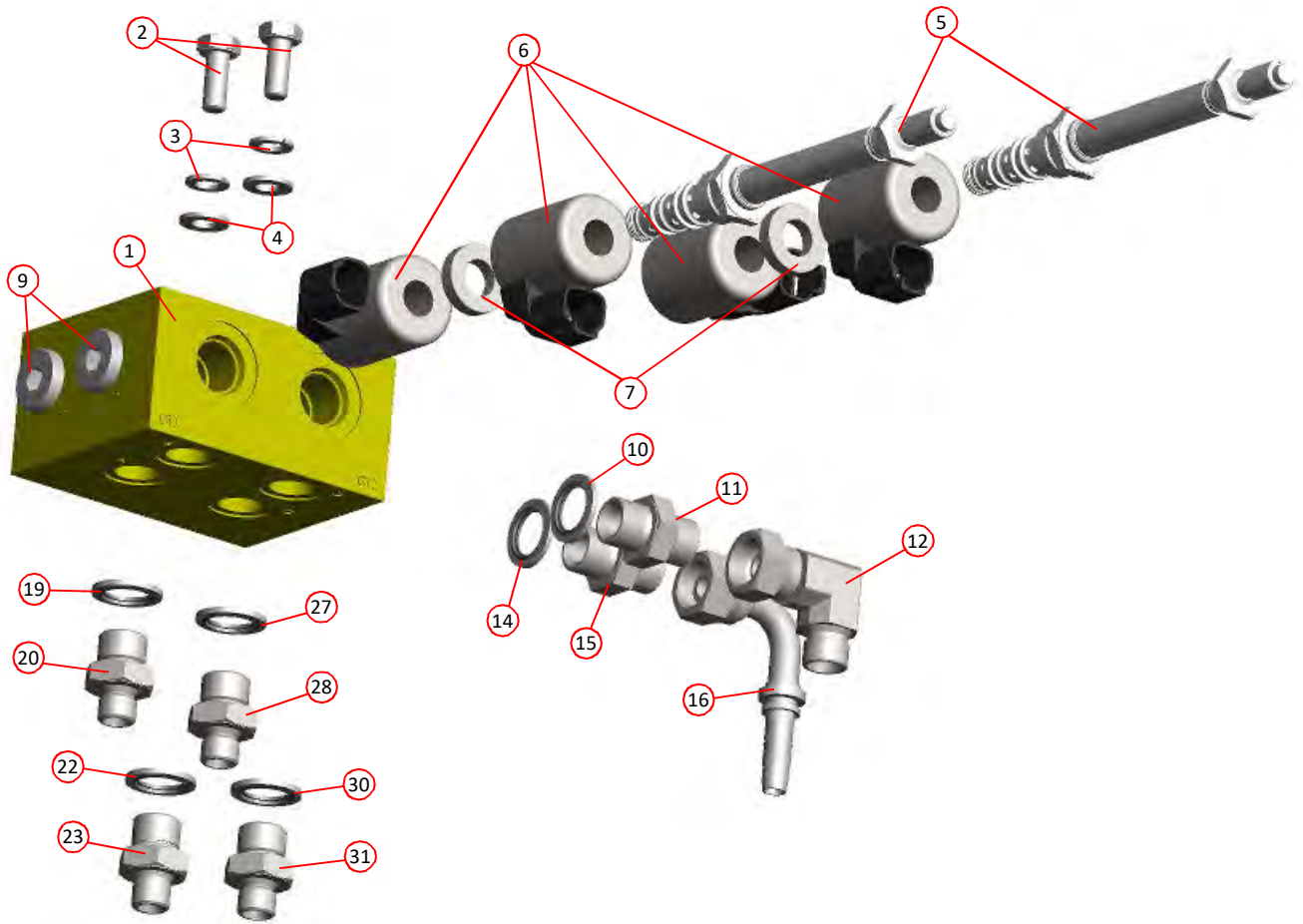
SUCTION NOZZLE TILT AND SWEEP WASH VALVES

| Item | Part Number | Quantity | Description |
|---|-------------|----------|---|
| Fan Circuit Relief and Dump Valves | | | |
| 1 | 043301 | 1 | Suction fan pump Page 100 |
| 2 | 013123 | 1 | Return filter Page 90 |
| 3 | 005055 | 1 | Pipe clip, Ø50mm |
| 4 | 011150 | 1 | Dowty seal, 1 ¹ / ₄ " BSP |
| 5 | 011184 | 1 | Adaptor, M/M, 1 ¹ / ₄ " x 3 ³ / ₄ " BSP |
| 6 | 011197 | 1 | T-junction, nut on run, 3 ³ / ₄ " BSP |
| 7 | 011174 | 1 | Swivel elbow, 3 ³ / ₄ " BSP |
| 8 | 011174 | 1 | Swivel elbow, 3 ³ / ₄ " BSP |
| 9 | 011197 | 1 | T-junction, nut on run, 3 ³ / ₄ " BSP |
| 10 | 011197 | 1 | T-junction, nut on run, 3 ³ / ₄ " BSP |
| 11 | 011174 | 1 | Swivel elbow, 3 ³ / ₄ " BSP |
| 12 | 001126 | 1 | Hose, 5 ⁵ / ₈ " x 800mm, 3 ³ / ₄ " BSP (straight/90°) ends |
| 13 | 001280 | 1 | Hose, 5 ⁵ / ₈ " x 960mm, 3 ³ / ₄ " BSP (straight/90°) ends |
| 14 | 001049 | 1 | Hose, 5 ⁵ / ₈ " x 800mm, 3 ³ / ₄ " BSP (straight/90°) ends |
| 15 | 011166 | 1 | Adaptor, M/M, 3 ³ / ₄ " x 1 ¹ / ₂ " BSP |
| 16 | 002110 | 1 | T-junction, M/F/M, 1 ¹ / ₂ " BSP x 1 ¹ / ₂ " BSP x 3 ³ / ₈ " BSP, reducer on branch |
| 17 | 011205 | 1 | Swivel elbow, F/F, 3 ³ / ₈ " BSP |
| 18 | 011177 | 1 | Adaptor, M/F, 1 ¹ / ₂ " BSP |
| 19 | 011154 | 1 | Dowty seal, 1 ¹ / ₂ " BSP |
| 20 | 002215 | 1 | Swivel adaptor, M/F, 3 ³ / ₈ " BSP x 1 ¹ / ₄ " BSP |
| 21 | 013036 | 1 | Test point, 1 ¹ / ₄ " BSP |
| 22 | 041951 | 1 | Relief valve, fan Circuit |
| NI | 000011 | 2 | Bolt, M6 x 60 |
| NI | 011090 | 4 | Washer, M6 |
| NI | 011071 | 2 | Nut, N6, Nyloc |
| 23 | 011166 | 1 | Adaptor, M/M, 3 ³ / ₄ " x 1 ¹ / ₂ " BSP |
| 24 | 002110 | 1 | T-junction, M/F/M, 1 ¹ / ₂ " BSP x 1 ¹ / ₂ " BSP x 3 ³ / ₈ " BSP, reducer on branch |
| 25 | 011172 | 1 | Swivel elbow, 3 ³ / ₈ " BSP |
| 26 | 001009 | 1 | Hose, 3 ³ / ₈ " x 2200mm, 3 ³ / ₈ " BSP straight ends (to suction nozzle tilt valve) |
| 27 | 011177 | 1 | Adaptor, M/F, 1 ¹ / ₂ " BSP |
| 28 | 011154 | 1 | Dowty seal, 1 ¹ / ₂ " BSP |
| 29 | 011154 | 1 | Dowty seal, 1 ¹ / ₂ " BSP |
| 30 | 011160 | 1 | Adaptor, M/M, 1 ¹ / ₂ " BSP |
| 31 | 041952 | 1 | Dump valve, fan circuit |
| NI | 000011 | 2 | Bolt, M6 x 60 |
| NI | 011090 | 4 | Washer, M6 |
| NI | 011071 | 2 | Nut, N6, Nyloc |
| 32 | 001075 | 1 | Hose, 1 ¹ / ₂ " x 500mm, 1 ¹ / ₂ " BSP (straight/90°) ends |
| 33 | 011154 | 1 | Dowty seal, 1 ¹ / ₂ " BSP |
| 34 | 011177 | 1 | Adaptor, M/F, 1 ¹ / ₂ " BSP |
| 35 | 011182 | 1 | T-junction, nut on run, 1 ¹ / ₂ " BSP |
| 36 | 011166 | 1 | Adaptor, M/M, 3 ³ / ₄ " x 1 ¹ / ₂ " BSP |
| 37 | 042491 | 1 | Fan circuit valves mounting bracket |
| 38 | 039932 | 4 | Flex-Loc ant-vibration faster, M8 |
| NI | 011092 | 4 | Washer, M8 |
| NI | 011012 | 4 | Bolt, M8 x 30 |



FAN CIRCUIT RELIEF AND DUMP VALVES


| Item | Part Number | Quantity | Description |
|-----------------------------------|-------------|----------|---|
| Hopper Control Valve Block | | | |
| 1 | 039703 | 1 | Hopper controls valve block Page 108 |
| 2 | 000136 | 2 | Screw, socket cap, M8 x 16mm |
| 2 | 001193 | 2 | Spring washer, M8 |
| 4 | 001192 | 2 | Plain washer, M8 |
| 5 | 039746 | 2 | Solenoid valve |
| 6 | 039747 | 4 | 24VDC coil with diode |
| 7 | 039748 | 2 | Coil spacer |
| 8 | 039705 | 4 | M12 plug with cable and Deutsch DT 2way, 3m Page 128 |
| 9 | 011242 | 4 | Plug, $\frac{3}{8}$ " BSP (other 2 are on face opposite coils/solenoids) |
| 10 | 011153 | 1 | Seal, Dowty, $\frac{3}{8}$ " BSP |
| 11 | 011159 | 1 | Adaptor, M/M, $\frac{3}{8}$ " BSP x $\frac{3}{8}$ " BSP |
| 12 | 002148 | 1 | Elbow, swivel, M/F, $\frac{3}{8}$ " BSP |
| 13 | 011308 | 1 | Hose, rubber, $\frac{3}{8}$ " BSP x 500mm (PORT P, main valve block/hand pump) |
| 114 | 011153 | 1 | Seal, Dowty, $\frac{3}{8}$ " BSP |
| 15 | 011159 | 1 | Adaptor, M/M, $\frac{3}{8}$ " BSP x $\frac{3}{8}$ " BSP |
| 16 | 002048 | 1 | Elbow, swivel, $\frac{3}{8}$ " BSP x $\frac{3}{8}$ " hose |
| 17 | 010958 | AR | Hose, rubber, $\frac{3}{8}$ " bore (PORT T, to return) |
| 18 | 010517 | 1 | Clamp, hose, worm drive, 18-25mm |
| 19 | 011153 | 1 | Seal, Dowty, $\frac{3}{8}$ " BSP |
| 20 | 011199 | 1 | Adaptor, M/M, $\frac{3}{8}$ " BSP x $\frac{1}{4}$ " BSP |
| 21 | 011329 | 1 | Hose, $\frac{1}{4}$ " BSP x 1200mm (PORT A, door open) |
| 22 | 011153 | 1 | Seal, Dowty, $\frac{3}{8}$ " BSP |
| 23 | 011199 | 1 | Adaptor, M/M, $\frac{3}{8}$ " BSP x $\frac{1}{4}$ " BSP |
| 24 | 011219 | 1 | Adaptor, swivel, F/F, $\frac{1}{4}$ " BSP |
| 25 | 040217 | 1 | Restrictor, $\frac{1}{4}$ " x $\frac{3}{8}$ " BSP ($\frac{3}{64}$ " Orange) |
| 26 | 011329 | 1 | Hose, $\frac{1}{4}$ " BSP x 1200mm (PORT B, door close) |
| 27 | 011153 | 1 | Seal, Dowty, $\frac{3}{8}$ " BSP |
| 28 | 011199 | 1 | Adaptor, M/M, $\frac{3}{8}$ " BSP x $\frac{1}{4}$ " BSP |
| 29 | 001002 | 1 | Hose, $\frac{1}{4}$ " BSP x 3700mm (PORT C, hopper open) |
| 30 | 011153 | 1 | Seal, Dowty, $\frac{3}{8}$ " BSP |
| 31 | 011199 | 1 | Adaptor, M/M, $\frac{3}{8}$ " BSP x $\frac{1}{4}$ " BSP |
| 32 | 001002 | 1 | Hose, $\frac{1}{4}$ " BSP x 3700mm (PORT D, hopper close) |



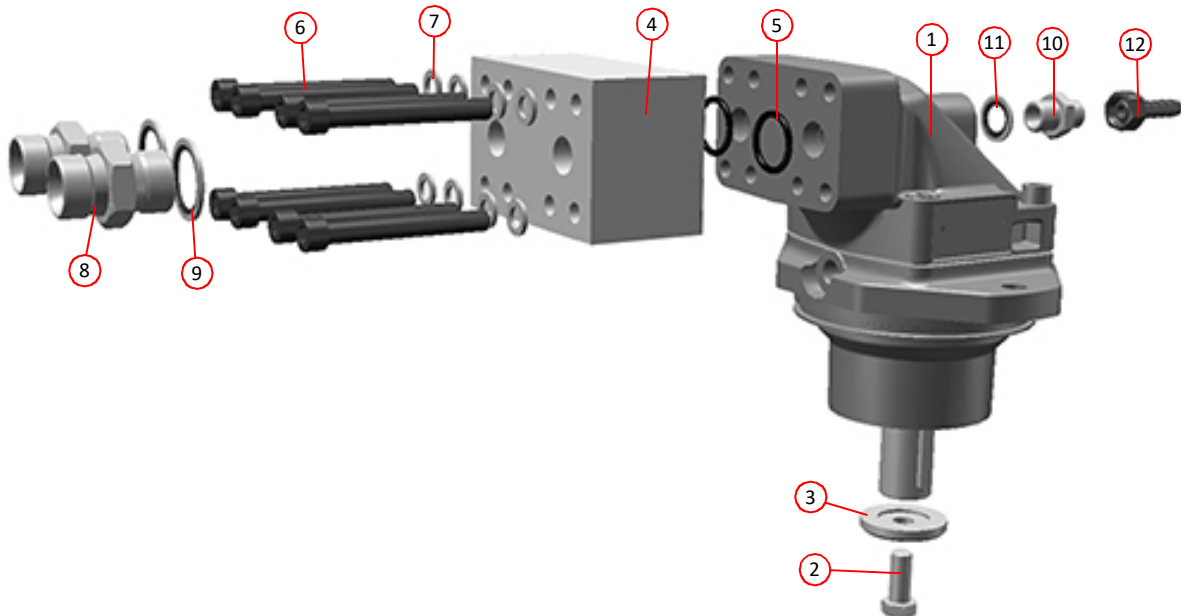
HOPPER CONTROLS VALVE BLOCK

| Item | Part Number | Quantity | Description |
|---|-------------|----------|---|
| Suction Fan Pump and Gear Pump Arrangement | | | |
| 1 | 043301 | 1 | Suction fan pump Page 96,110 |
| 2 | 034268 | 1 | Gear pump 19.2cc Page 108 |
| 3 | 026335 | 2 | Adaptor block |
| 4 | 013517 | 2 | O Ring, 1 SAE BS 219 NI |
| 5 | 000096 | 8 | Socket cap screw, M8 x 40 |
| 6 | 011161 | 1 | Adaptor, M/M, $\frac{3}{4}$ " BSP |
| 7 | 011224 | 1 | Adaptor, M/M, 1 x $\frac{3}{8}$ " BSP |
| 8 | 011155 | 2 | Dowty seal, $\frac{3}{4}$ " BSP |
| 9 | 011230 | 2 | Flange $1\frac{1}{2}$ " SAE split |
| 10 | 011231 | 1 | Elbow $1\frac{1}{2}$ " SAE x 1" hose |
| 11 | 011108 | 4 | Socket cap screw, $\frac{1}{2}$ " UNC x $1\frac{1}{2}$ " |
| 12 | 011046 | 4 | Spring washer $\frac{1}{2}$ " HP |
| 13 | 014105 | 1 | Flange 1" SAE x 1" BSP |
| 14 | 011408 | 4 | Socket cap screw, M10 x 30 |
| 15 | 011095 | 4 | Spring washer, M10 |
| 16 | 011193 | 1 | Adaptor, M/M, 1 x $\frac{3}{4}$ " BSP |
| 17 | 011156 | 1 | Dowty seal, 1" BSP |
| * | 042187 | 1 | Suction fan pump and gear pump assembly, includes items 1 and 2 above Page 96,110 |

| Item | Part Number | Quantity | Description |
|-----------------------------------|-------------|----------|---|
| Suction Fan Motor Assembly | | | |
| 1 | 024641 | 1 | Motor, hydraulic, fan, VOAC F12-030-MF-CH-K Page 32,110 |
| NI | 000343 | 2 | . Bolt, socket cap, M14 x 50mm |
| NI | 011127 | 2 | . . Nut, M14, Nyloc |
| 2 | 011052 | 1 | . Fan mounting bolt, M12 x 30mm |
| 3 | 024791 | 1 | . . Cap washer VOAC motor |
| 4 | 035967 | 1 | . Valve block assembly |
| 5 | 013523 | 2 | . . O-ring, \varnothing 25mm ID |
| 6 | 000048 | 8 | . . Screw, socket cap head, M10 x 80mm |
| 7 | 011095 | 8 | . . . Spring washer, M10 |
| 8 | 011151 | 2 | . . Adaptor, M/M, $\frac{3}{4}$ " BSP |
| 9 | 011155 | 2 | . . . Seal, Dowty, $\frac{3}{4}$ " BSP |
| 10 | 011248 | 1 | . . Adaptor, M18 x $\frac{3}{8}$ " BSP |
| 11 | 011247 | 1 | . . . Seal, Dowty, M18 |
| 12 | 010921 | 1 | . . . Hose tail, $\frac{3}{8}$ " BSP nut x $\frac{3}{8}$ " hose |



GEAR & SUCTION FAN PUMP ARRANGEMENT



SUCTION FAN MOTOR ASSEMBLY

Hydraulics



| <i>Item</i> | <i>Part Number</i> | <i>Quantity</i> | <i>Description</i> |
|---|--------------------|-----------------|--|
| Hydraulic Motor, OMP50 - High Pressure Water Pump 42 LPM | | | |
| 1 | 013527 | 1 | . Motor, hydraulic, for HP water pump 42 LPM Page 82 |
| | 011069 | 2 | . . Setscrew, M12 x 40mm |
| | 011077 | 2 | . . . Nut, M12, Nyloc |
| 2 | * | 1 | . . Seal kit |

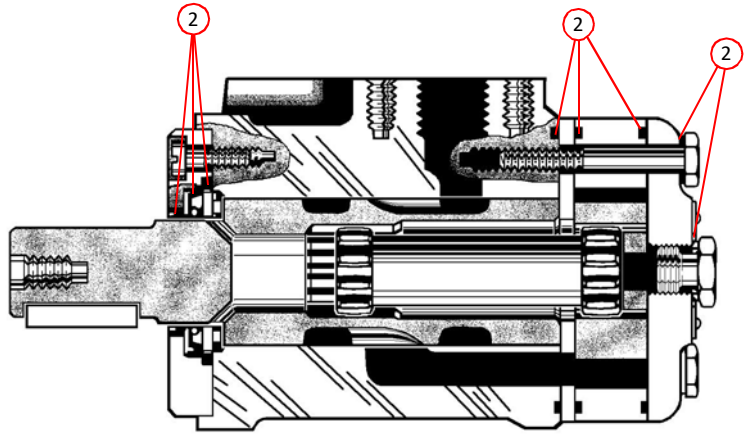
| <i>Item</i> | <i>Part Number</i> | <i>Quantity</i> | <i>Description</i> |
|---|--------------------|-----------------|--|
| Hydraulic Motor, OMP100 - Wide Sweep | | | |
| 1 | 010566 | 1 | . Motor, hydraulic, for wide sweep Page 46,110 |
| | 011053 | 2 | . . Setscrew, M12 x 35mm |
| | 011077 | 2 | . . . Nut, M12, Nyloc |
| 2 | * | 1 | . . Seal kit |

| <i>Item</i> | <i>Part Number</i> | <i>Quantity</i> | <i>Description</i> |
|---|--------------------|-----------------|--|
| Hydraulic Motor, OMP200 - Side Brush | | | |
| 1 | 010749 | 1 | . Motor, hydraulic, for side brush Page 42,110 |
| | 011069 | 2 | . . Setscrew, M12 x 40mm |
| | 011077 | 2 | . . . Nut, M12, Nyloc |
| 2 | * | 1 | . . Seal kit |

Notes:-
 * Contact Scarab Parts Department before ordering.



OMP50 shown, OMP100 & OMP200 similar



Shows an indication of the location for the seal kit components

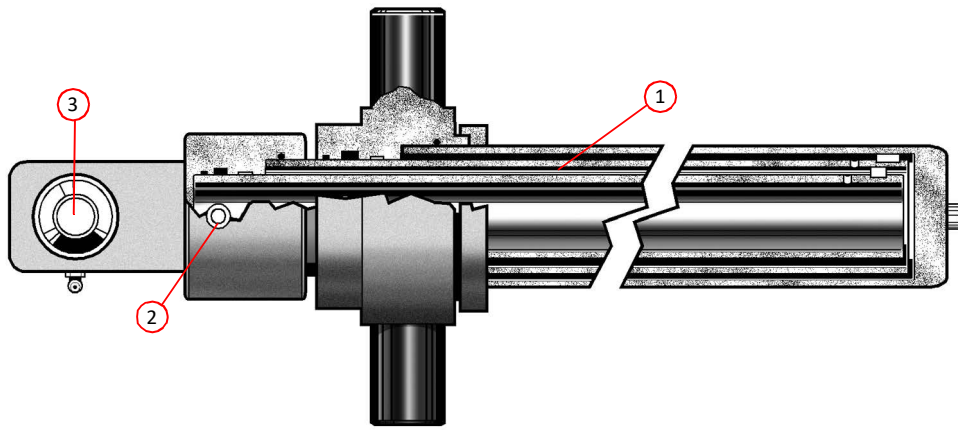
**HYDRAULIC MOTOR - HIGH PRESSURE WATER PUMP
WIDE SWEEP BRUSH
SIDE BRUSH**

| Item | Part Number | Quantity | Description |
|---------------------------------|-------------|----------|---|
| Hopper Lift Ram Assembly | | | |
| 1 | 024249 | 1 | . Hydraulic ram, two stage, hopper lift Page 22,108 |
| NI | 028178 | 1 | . . Check valve, integrated, ICEB30F |
| 2 | 002017 | 4 | . . Elbow, banjo $\frac{1}{4}$ " BSP |
| NI | 011152 | 4 | . . . Seal, Dowty, $\frac{1}{4}$ " BSP |
| 3 | 012881 | 1 | . . Bearing, spherical |
| NI | 027785 | 1 | . . Seal kit, hydraulic ram, two stage, hopper lift |


| Item | Part Number | Quantity | Description |
|--|-------------|----------|---|
| Rear Door Open/Close Ram Assembly | | | |
| 1 | 034816 | 1 | . Hydraulic ram, double acting, with load control Page 34,108 |
| 2 | 011158 | 2 | . . Adaptor, M/M, $\frac{1}{4}$ " BSP |
| 3 | 011152 | 2 | . . . Seal, Dowty, $\frac{1}{4}$ " BSP |
| 4 | 042284 | 1 | . . Clevis, door ram |
| 5 | 042285 | 1 | . . Clevis nut, door ram |

| Item | Part Number | Quantity | Description |
|-------------------------------------|-------------|----------|--|
| Side Brush Lift Ram Assembly | | | |
| 1 | 024539 | 1 | . Hydraulic ram, side brush lift Page 42,110 |
| 2 | 012539 | 1 | . . Restrictor, No 5 White, M/M, $\frac{1}{4}$ " BSP x $\frac{1}{4}$ " BSP |
| 3 | 011152 | 1 | . . . Seal, Dowty, $\frac{1}{4}$ " BSP |
| NI | 002016 | 1 | . . Plug, hex socket head, $\frac{1}{4}$ " BSP |
| 4 | 011629 | 1 | . . Seat kit, hydraulic ram, side brush lift |


| Item | Part Number | Quantity | Description |
|---|-------------|----------|---|
| Suction Nozzle Tilt Ram Assembly | | | |
| 1 | 041955 | 1 | Suction nozzle tilt ram assembly, complete Page 50, 110 |
| 2 | 041954 | 1 | Hydraulic ram, suction nozzle tilt |
| 3 | 027188 | 1 | Restrictor, 0.6mm, $\frac{1}{4}$ " BSP |
| 4 | 011152 | 1 | Dowty seal, $\frac{1}{4}$ " BSP |
| 5 | 014475 | 1 | Bellows |
| 6 | 024682 | 2 | Bush, 25 x 20 x 10mm |




HOPPER LIFT RAM ASSEMBLY



REAR DOOR OPEN/CLOSE RAM ASSEMBLY





BRUSH RAM ASSEMBLY





SUCTION NOZZLE TILT RAM ASSEMBLY

| Item | Part Number | Quantity | Description |
|----------------------------|-------------|----------|---|
| Auxiliary Hand Pump | | | |
| 1 | 023006 | 1 | . Hand pump Page 108 |
| NI | 038657 | 1 | . . Handle, hand pump |
| 2 | 038257 | 1 | . . . Bracket, mounting, hand pump, R/H |
| NI | 038256 | 1 | . . . Bracket, mounting, hand pump, L/H |
| 3 | 011001 | 4 | Setscrew, M6 x 16mm |
| | 011071 | 4 | Nut, M6 Nyloc |
| 4 | 000221 | 3 | . . . Bolt, M6 x 70mm |
| | 011090 | 6 | Washer, M6 |
| | 011071 | 3 | Nut, M6 Nyloc |
| 5 | 011152 | 1 | . . Washer, Dowty $\frac{1}{4}$ " BSP |
| 6 | 011199 | 1 | . . . Adaptor, M/M, $\frac{3}{8}$ " BSP x $\frac{1}{4}$ " BSP |
| 7 | 011172 | 1 | Elbow, swivel, M/F, $\frac{3}{8}$ " BSP x $\frac{3}{8}$ " BSP |
| 8 | 001023 | 1 | Hose, $\frac{3}{8}$ " BSP x 710mm |
| 9 | 011153 | 1 | . . Washer, Dowty, $\frac{3}{8}$ " BSP |
| 10 | 011199 | 1 | . . . Adaptor, M/M, $\frac{3}{8}$ " BSP x $\frac{1}{4}$ " BSP |
| 11 | 011328 | 1 | Hose, $\frac{1}{4}$ " BSP x 1780mm |

| Item | Part Number | Quantity | Description |
|-----------------------------|-------------|----------|--|
| Filter High-Pressure | | | |
| 1 | 025103 | 1 | . Filter, high-pressure Page 14,108 |
| 2 | 025104 | 1 | . . Filter element |
| 3 | 011154 | 1 | . . Seal, Dowty, $\frac{1}{2}$ " BSP |
| 4 | 011167 | 1 | . . . Adaptor, $\frac{1}{2}$ " BSP x $\frac{3}{8}$ " BSP |
| 5 | 011307 | 1 | Hose, $\frac{3}{8}$ " BSP x 1300mm |
| 6 | 011154 | 1 | . . Seal, Dowty, $\frac{1}{2}$ " BSP |
| 7 | 011167 | 1 | . . . Adaptor, $\frac{1}{2}$ " BSP x $\frac{3}{8}$ " BSP |
| 8 | 011310 | 1 | Hose, $\frac{3}{8}$ " BSP x 300mm |

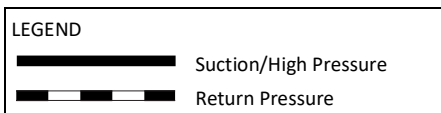
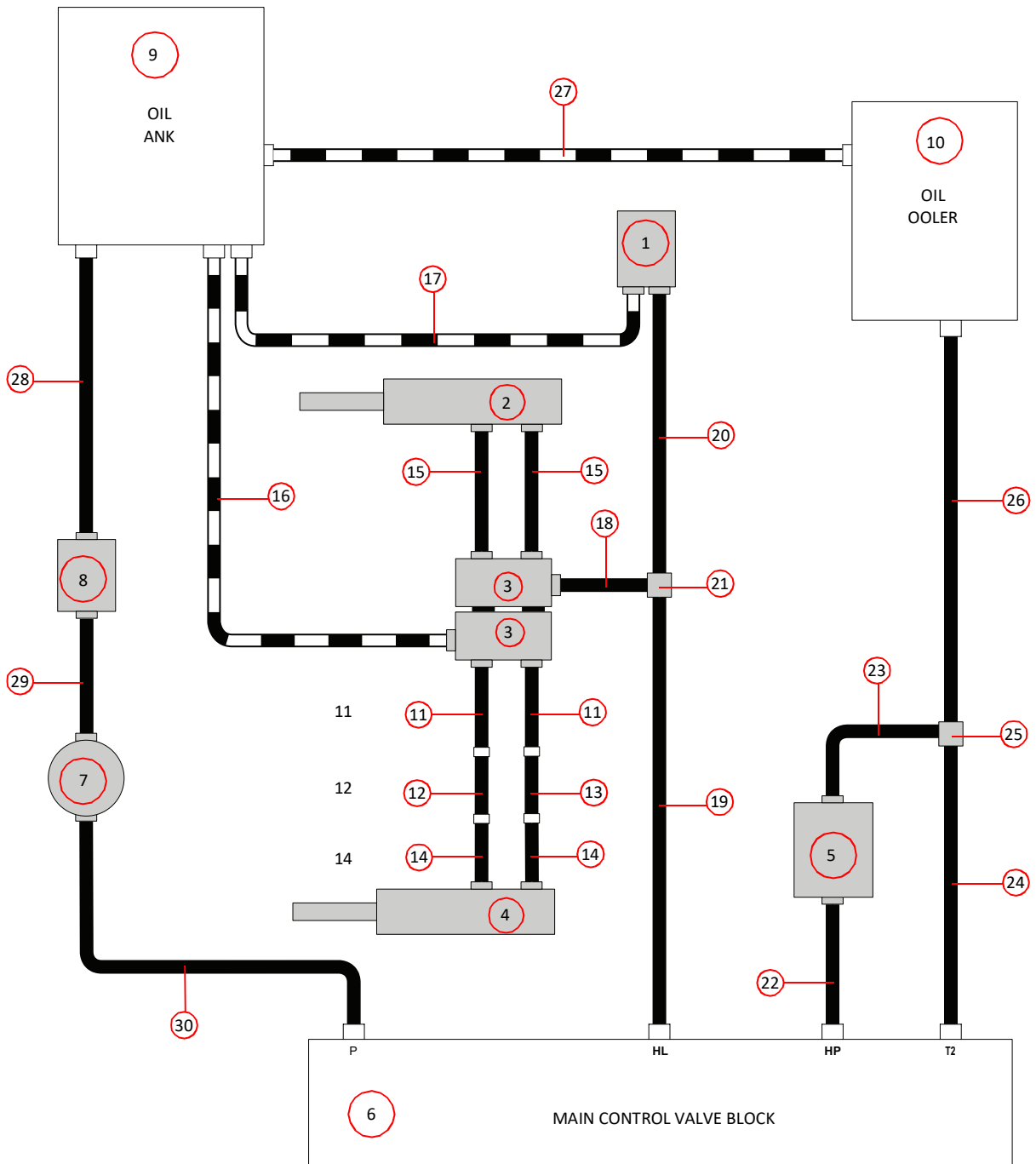


AUXILIARY HAND PUMP



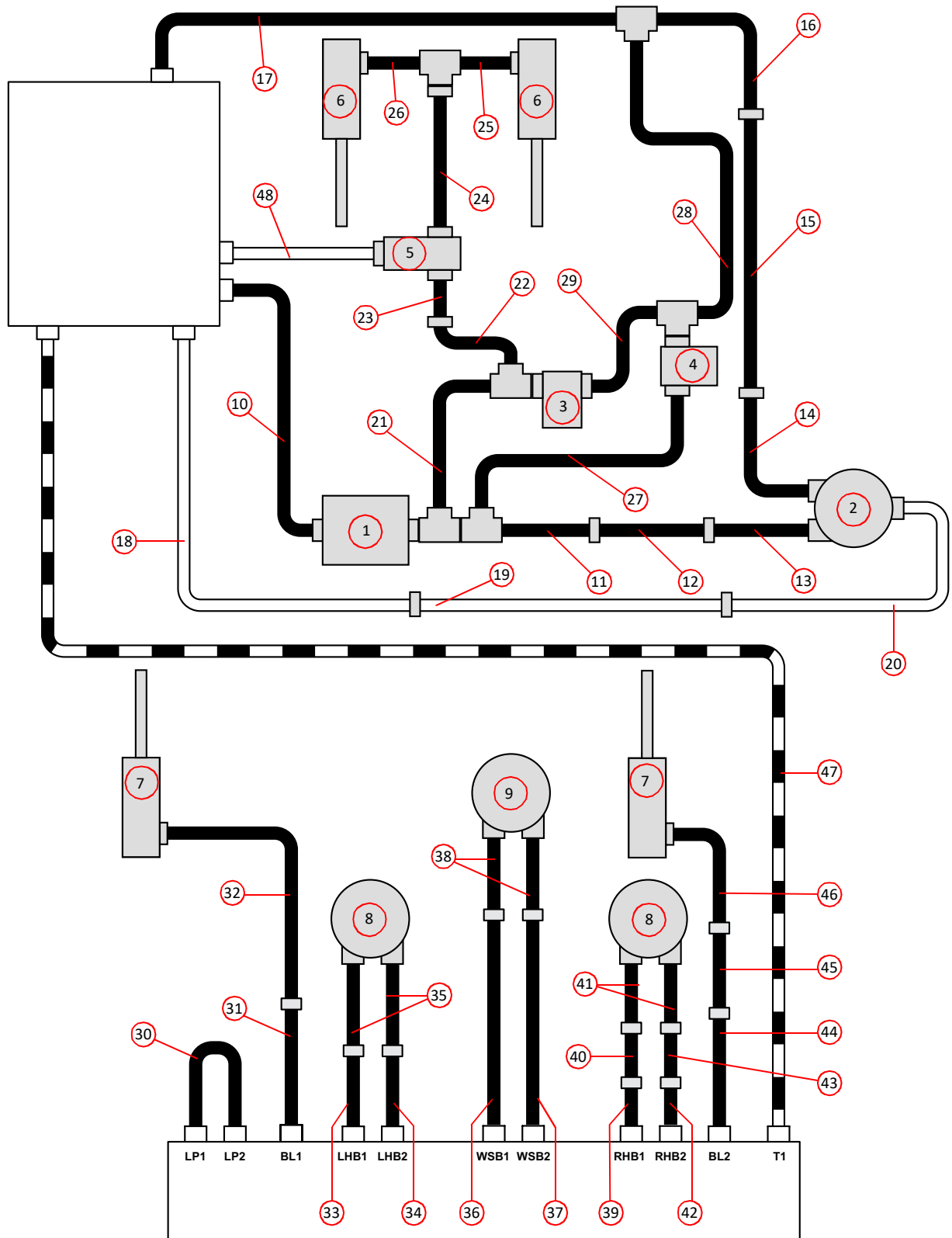
HIGH-PRESSURE FILTER

| Item | Part Number | Quantity | Description |
|--|-------------|----------|---|
| Hydraulic Circuit - Hopper, Rear Door and HP Pump | | | |
| 1 | 023006 | 1 | Hand pump Page 106 |
| 2 | 024249 | 1 | Hopper lift ram assembly Page 22, 104 |
| 3 | | | Hopper/rear door valve block Page 98 |
| 4 | 034816 | 1 | Rear door open/close ram assembly Page 34,104 |
| 5 | | 1 | High-pressure water pump Page 82 |
| 6 | 038219 | 1 | Main valve control block Page 92 |
| 7 | 025103 | 1 | Filter high pressure Page 14,106 |
| 8 | 034268 | 1 | Hydraulic gear pump, 19.2cc Page 100 |
| 9 | 034415 | 1 | Hydraulic oil tank Page 90 |
| 10 | 033711 | 1 | Radiator oil/water Page 88 |
| 11 | 001002 | 2 | . Hose, rubber, $\frac{1}{4}$ " BSP x 3700mm |
| 12 | 034894 | 1 | . Pipe, steel, \varnothing 12mm |
| 13 | 034893 | 1 | . Pipe, steel, \varnothing 12mm |
| 14 | 011328 | 2 | . Hose, rubber, $\frac{1}{4}$ " BSP x 1780mm |
| 15 | 010980 | 2 | . Hose, rubber, $\frac{1}{4}$ " BSP x 432mm |
| 16 | 010958 | AR | . Hose, rubber, $\frac{3}{8}$ " bore |
| 17 | 010985 | 1 | . Hose, rubber, $\frac{1}{4}$ " BSP x 2150mm |
| 18 | 001023 | 1 | . Hose, rubber, $\frac{3}{8}$ " BSP x 710mm |
| 19 | 001171 | 1 | . Hose, rubber, $\frac{3}{8}$ " BSP x 250mm |
| 20 | 001023 | 1 | . Hose, rubber, $\frac{3}{8}$ " BSP x 710mm |
| 21 | 011198 | 1 | . Tee, M/M/M, $\frac{5}{8}$ " BSP |
| 22 | 011343 | 1 | . Hose, rubber, $\frac{3}{8}$ " BSP x 4000mm |
| 23 | 001058 | 1 | . Hose, rubber, $\frac{1}{2}$ " BSP x 3500mm |
| 24 | 001239 | 1 | . Hose, rubber, $\frac{1}{2}$ " BSP x 150mm |
| 25 | 011181 | 1 | . Tee, M/M/M, $\frac{1}{2}$ " BSP |
| 26 | 010995 | 1 | . Hose, rubber, $\frac{1}{2}$ " BSP x 1065mm |
| 27 | 011000 | AR | . Hose, rubber, $\frac{5}{8}$ " bore |
| 28 | 014827 | AR | . Hose, rubber, 1" bore (Red Line) |
| 29 | 011307 | 1 | . Hose, rubber, $\frac{3}{8}$ " BSP x 1300mm |
| 30 | 011310 | 1 | . Hose, rubber, $\frac{3}{8}$ " BSP x 300mm |



HOPPER, REAR DOOR AND HP PUMP, HYDRAULIC CIRCUIT

| Item | Part Number | Quantity | Description |
|---|-------------|----------|---|
| Hydraulic Pipes Schematic - Brushes, Nozzle Tilt and Suction Fan | | | |
| 1 | 043301 | 1 | Suction fan pump Page 100 |
| 2 | 024641 | 1 | Suction fan motor Page 100 |
| 3 | 041952 | 1 | Dump valve Page 96 |
| 4 | 041951 | 1 | Relief valve, fan Circuit Page 96 |
| 5 | 041953 | 1 | Suction nozzle tilt control valve Page 94 |
| 6 | 041955 | AR | Hydraulic ram, nozzle tilt Page 104 |
| 7 | 024539 | 2 | Hydraulic ram, brush lift Page 42,104 |
| 8 | 010749 | 2 | Motor hydraulic, LH/RH side brush Page 42,102 |
| 9 | 010566 | 1 | Motor hydraulic, wide sweep brush Page 46,102 |
| 10 | 014827 | AR | Hose, rubber, 1" bore (red line) |
| 11 | 001244 | 1 | Hose, rubber, 3/4" BSP x 4800mm (fan feed) |
| 12 | 034899 | 1 | Pipe, steel, 18mm (fan feed) |
| 13 | 001245 | 1 | Hose, rubber, 3/4" BSP x 1500mm (fan feed) |
| 14 | 001245 | 1 | Hose, rubber, 3/4" BSP x 1500mm (fan return) |
| 15 | 034899 | 1 | Pipe, steel, 18mm (fan return) |
| 16 | 001038 | 1 | Hose, rubber, 3/4" BSP x 3600mm (fan return) |
| 17 | 001278 | 1 | Hose, rubber, 5/8" BSP x 1120mm (fan return) |
| 18 | 010958 | AR | Hose, rubber, 3/8" Bore (fan drain) |
| 19 | 034893 | | Pipe, steel, 12mm (fan drain) |
| 20 | 010958 | AR | Hose, rubber, 3/8" Bore (fan drain) |
| 21 | 001278 | 1 | Hose, rubber, 5/8" BSP x 960mm (dump valve/nozzle tilt feed) |
| 22 | 001280 | 1 | Hose, rubber, 3/8" BSP x 900mm (nozzle tilt feed) |
| 23 | 001227 | 1 | Hose, 3/8" BSP x 680mm (nozzle tilt feed) |
| 24 | 001227 | 1 | Hose, 3/8" BSP x 680mm (nozzle tilt feed) |
| 25 | 001281 | 1 | Hose, 1/4" BSP x 2800mm (nozzle tilt feed, right rand) |
| 26 | 001282 | 1 | Hose, 1/4" BSP x 1600mm (nozzle tilt feed, left rand) |
| 27 | 001126 | 1 | Hose, 3/4" BSP x 800mm (dump valve feed) |
| 28 | 001049 | 1 | Hose, 3/4" BSP x 800mm (dump valve return) |
| 29 | 001075 | 1 | Hose, 1/2" BSP x 500mm (relief valve return) |
| 30 | 040127 | 1 | Pipe, steel, 12mm (link pipe, LP1-LP2) |
| 31 | 001160 | 1 | . Hose, rubber, 1/4" BSP x 950mm (LH side brush lift) |
| 32 | 034891 | 1 | . Pipe, steel, 6mm (RH side brush lift) |
| 33 | 034886 | 1 | . Pipe, steel, 12mm (LH side brush feed) |
| 34 | 034887 | 1 | . Pipe, steel, 12mm (LH side brush return) |
| 35 | 001167 | 2 | . Hose, rubber, 3/8" BSP x 1200mm (LH side brush feed/return) |
| 36 | 034889 | 1 | . Pipe, steel, 12mm (wide sweep feed) |
| 37 | 034888 | 1 | . Pipe, steel, 12mm (wide sweep return) |
| 38 | 001022 | 2 | . Hose, rubber, 3/8" BSP x 770mm (wide sweep feed/return) |
| 39 | 034882 | 1 | . Pipe, steel, 12mm (RH side brush feed) |
| 40 | 034883 | 1 | . Pipe, steel, 12mm (RH side brush feed) |
| 41 | 001167 | 2 | . Hose, rubber, 3/8" BSP x 1200mm (RH side brush feed/return) |
| 42 | 034884 | 1 | . Pipe, steel, 12mm (RH side brush return) |
| 43 | 034885 | 1 | . Pipe, steel, 12mm (RH side brush return) |
| 44 | 034890 | 1 | . Pipe, steel, 6mm (LH side brush lift) |
| 45 | 034892 | 1 | . Pipe, steel, 6mm (RH side brush lift) |
| 46 | 001160 | 1 | . Hose, Rubber, 1/4" BSP x 950mm (RH side brush lift) |
| 47 | 011000 | AR | . Hose, rubber, 5/8" bore (valve block return) |
| 48 | 010958 | AR | Hose, 3/8" bore (suction nozzle tilt control valve return) |



| LEGEND | |
|--------|-----------------------|
| | Suction/High Pressure |
| | Return Pressure |
| | Drain/Case Drain |


**BRUSHES, NOZZLE TILT & SUCTION FAN
HYDRAULIC PIPES SCHEMATIC**

| <i>Part Number</i> | <i>Quantity</i> | <i>Description</i> |
|--------------------|-----------------|--------------------------------------|
| | | Clamps for Steel Piping |
| 027980 | | Clamp block, single, 6mm |
| 027981 | | Clamp block, single, 12mm |
| 027982 | | Clamp block, single, 25mm |
| 027983 | | Clamp block, double, 6mm x 6mm |
| 027984 | | Clamp block, double, 12mm x 12mm |
| 027985 | | Clamp block, double, 6mm x 12mm |
| 027986 | | Clamp block, double, 12mm x 14mm |
| 027987 | | Clamp block, double, 17.2mm x 17.2mm |
| 027988 | | Clamp block, double, 18mm x 18mm |
| 027989 | | Top plate 2-hole, small |
| 027990 | | Top plate 2-hole, large |
| 027991 | | Bottom plate 2-hole, small |
| 027992 | | Bottom plate 2-hole, large |
| 027993 | | Bottom plate 1-hole, small |
| 027994 | | Bottom plate 1-hole, medium |
| 027995 | | Bottom plate 2-hole, large |
| 027996 | | Top plate 1-hole, small |
| 027997 | | Top plate 1-hole, medium |
| 027998 | | Top plate 1-hole, large |

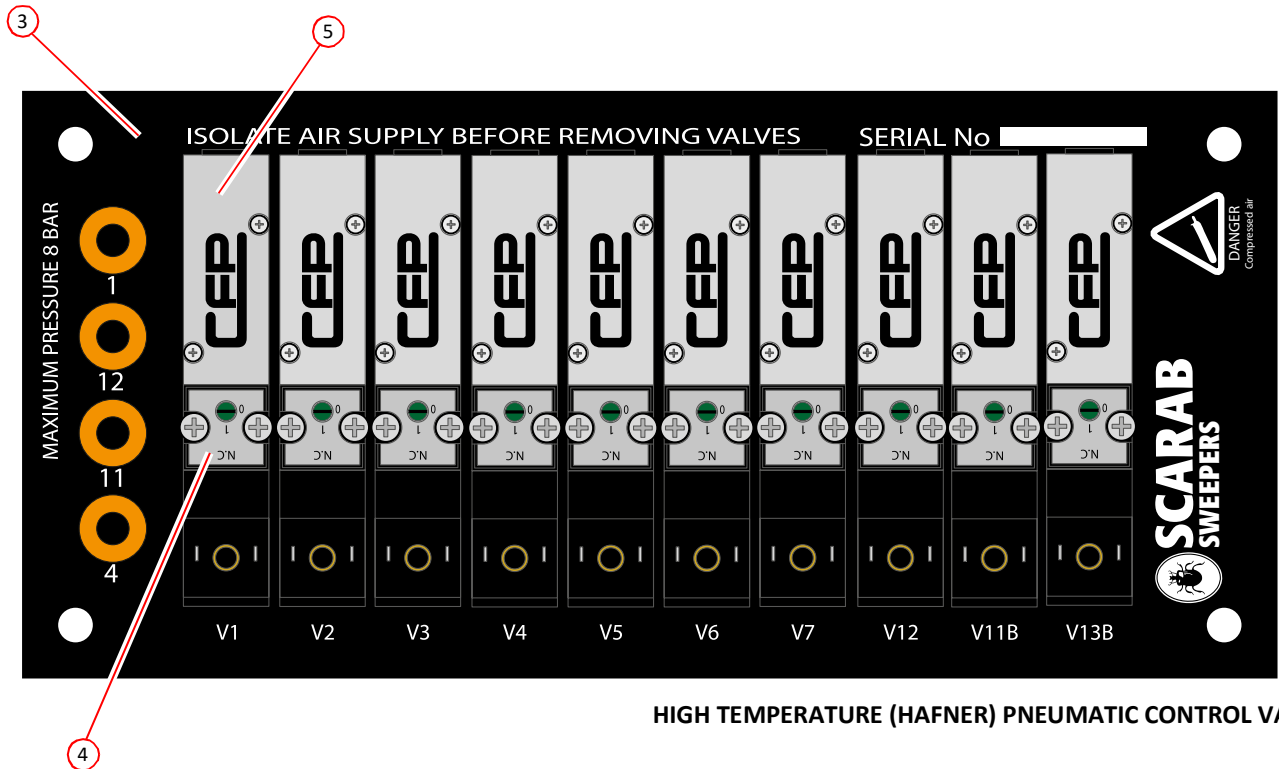
Pneumatics

| <i>Description</i> | <i>Page</i> |
|---|-------------|
| Pneumatic Control Valves Standard | 114 |
| Pneumatic Control Valves High Temperature | 114 |
| Pneumatic Filter, Regulator, Lubricator Arrangement | 116 |
| Pressure Regulator Valve, Switch, Wide Sweep & Side Brush | 116 |
| Pneumatic Cylinder, Wide Sweep Raise/Lower - Assembly | 118 |
| Pneumatic Cylinder, Wide Sweep Slewing - Assembly | 118 |
| Pneumatic Cylinder, Suction Nozzle Raise/Lower - Assembly | 118 |
| Pneumatic Cylinder, Side Brush Swing In/Out - Assembly | 120 |
| Pneumatic Cylinder, Side Brush Pressure - Assembly | 120 |
| Pneumatic Cylinder, Auto Blanking - Assembly | 120 |

| <i>Item</i> | <i>Part Number</i> | <i>Quantity</i> | <i>Description</i> |
|--|--------------------|-----------------|---|
| Pneumatic Control Valves Standard | | | |
| 1 | 034178 | 1 | . Pneumatic valve block Page 126 |
| 2 | 035673 | AR | . . Solenoid valve (Standard) |
| Pneumatic Control Valves High Temperature | | | |
| 3 | 045473 | 1 | . Pneumatic acrylic block for high temperature (HAFNER) solenoid valves |
| 4 | 045381 | AR | . . 15mm solenoid valve, high temperature (HAFNER) |
| 5 | 045386 | AR | . . Solenoid/spring valve body 5/2 |
| NI | 045387 | AR | . Pilot solenoid gasket |
| NI | 045388 | AR | . O-Ring seal kit for 15mm solenoid/spring valve body 5/2 |
| NI | 045389 | AR | . O-Ring seal kit for 5/2 pilot/pilot valve |
| NI | 006067 | AR | . $\frac{1}{8}$ " one way valve/breather |
| NI | 006068 | AR | . $\frac{1}{4}$ " one way valve/breather |
| 6 | 024650 | AR | . . Airline, green, \varnothing 6mm |



PNEUMATIC CONTROL VALVES



HIGH TEMPERATURE (HAFNER) PNEUMATIC CONTROL VALVES


| Item | Part Number | Quantity | Description |
|--|-------------|----------|---|
| Pneumatic Filter, Regulator, Lubricator Arrangement | | | |
| 1 | 032519 | 1 | Pneumatic filter/regulator without lubricator, assembly |
| 2 | 039753 | 1 | Pneumatic filter/regulator with lubricator, assembly |
| 3 | 023203 | 2 | . Elbow, push-in, 6mm x $\frac{1}{4}$ " BSP |
| | 011010 | 4 | . Setscrew, M8 x 20mm |
| | 011092 | 8 | . Washer, M8 |
| | 011073 | 4 | . Nut, M8, Nyloc |
| NI | 024650 | AR | . . . Airline, green, \varnothing 6mm |
| NI | 005046 | 50ml | . Lubrication fluid |

| Item | Part Number | Quantity | Description |
|--|-------------|----------|---|
| Pressure Regulator Valve, Switch, Wide Sweep & Side Brush * | | | |
| 1 | 023242 ** | 1 | . Valve, pressure regulator |
| 2 | 023246 ** | 1 | . . Gauge, 0 - 10 bar, $\frac{1}{4}$ " BSP |
| 3 | 024645 ** | 2 | . . Connector, elbow, push-fit, 6mm - $\frac{1}{8}$ " BSP |
| 4 | 024650 ** | AR | . . . Airline, green, \varnothing 6mm |
| 5 | 023245 ** | 1 | . . Bracket |
| 6 | 038328 | 1 | . Pneumatic switch, side brush pressure up or down |
| 7 | 024645 | 5 | . . Connector, elbow, push-fit, 6mm - $\frac{1}{8}$ " BSP |
| 8 | 024650 | AR | . . . Airline, green, \varnothing 6mm |


Notes:-

* The location of these components is normally in the Node/Pneumatic cabinet, but could be installed elsewhere. Please contact the Scarab Parts Department for help with correct fittings etc.


** These components are common to both the wide sweep pressure and the side brush pressure, regulators.




PNEUMATIC FILTER/REGULATOR



PNEUMATIC FILTER/REGULATOR/LUBRICATOR



PRESSURE REGULATOR VALVE AND GAUGE



SIDE BRUSH PRESSURE UP OR DOWN SWITCH

| <i>Item</i> | <i>Part Number</i> | <i>Quantity</i> | <i>Description</i> |
|--|--------------------|-----------------|--|
| Pneumatic Cylinder, Wide Sweep Raise/Lower - Assembly * | | | |
| 1 | 020602 | 1 | . Pneumatic cylinder, 40 x 125 Page 46 |
| 2 | 014469 | 1 | . . Clevis |
| 3 | 023270 | 1 | . . . Clevis retaining pin |
| 4 | 023269 | 1 | . . . Clevis retaining pin clip |
| 5 | 030532 | 1 | . . Pivot Bracket |
| | 011067 | 4 | . . . Setscrew, M6 x 20mm |
| | 011091 | 4 | . . . Spring washer, M6 |


| <i>Item</i> | <i>Part Number</i> | <i>Quantity</i> | <i>Description</i> |
|--|--------------------|-----------------|--|
| Pneumatic Cylinder, Wide Sweep Slewing - Assembly | | | |
| 1 | 020767 | 1 | . Pneumatic cylinder, 40 x 125 Page 48 |
| 2 | 036621 | 1 | . . Clevis, includes pin and retaining clips |
| 3 | 021158 | 2 | . . Flow regulator |
| 4 | 036620 | 1 | . . Pivot Bracket |
| | 011010 | 4 | . . . Setscrew, M8 x 20mm |
| | 011093 | 4 | . . . Spring washer, M8 |

| <i>Item</i> | <i>Part Number</i> | <i>Quantity</i> | <i>Description</i> |
|--|--------------------|-----------------|--|
| Pneumatic Cylinder, Suction Nozzle Raise/Lower - Assembly | | | |
| | 031330 | | |
| 1 | 030772 | 1 | . Pneumatic cylinder, 50 x 200 Page 52 |
| 2 | 032293 | 1 | . . Ring nut |
| 3 | 021158 | 1 | . . Flow regulator |
| 4 | 030772 | 1 | . . Pivot bracket |
| | 000003 | 4 | . . . Screw, countersunk socket, M8 x 20mm |
| 5 | 030776 | 1 | . . . Pivot block |
| | 011057 | 2 | Bolt, M12 x 100mm |
| | 011096 | 4 | Washer, M12 |
| | 011077 | 2 | Nut, M12, Nyloc |


Notes:-
 * There are two wide sweep raise/lower cylinders per wide sweep.



PNEUMATIC CYLINDER, WIDE SWEEP RAISE/LOWER - ASSEMBLY



PNEUMATIC CYLINDER, WIDE SWEEP SLEWING - ASSEMBLY



PNEUMATIC CYLINDER, SUCTION NOZZLE RAISE/LOWER - ASSEMBLY

| <i>Item</i> | <i>Part Number</i> | <i>Quantity</i> | <i>Description</i> |
|-------------|--------------------|-----------------|---|
| | 022587 | | Pneumatic Cylinder, Side Brush Swing In/Out - Assembly |
| 1 | 020298 | 1 | . Pneumatic cylinder, 50 x 160 Page 44 |
| 2 | 020299 | 1 | . . Clevis |
| 3 | 022673 | 1 | . . . Clevis retaining pin |
| 4 | 022674 | 1 | . . . Clevis retaining pin clip |
| 5 | 020534 | 1 | . . Bracket, pivot |
| | 011011 | 4 | . . . Bolt, M8 x 25mm |
| | 011093 | 4 | . . . Spring washer, M8 |
| NI | 024990 | 1 | . . Seal kit, pneumatic cylinder |

| <i>Item</i> | <i>Part Number</i> | <i>Quantity</i> | <i>Description</i> |
|-------------|--------------------|-----------------|---|
| | 023370 | | Pneumatic Cylinder, Side Brush Pressure - Assembly |
| 1 | 020298 | 1 | . Pneumatic cylinder, 50 x 160 Page 44 |
| 2 | 020299 | 1 | . . Clevis |
| 3 | 022673 | 1 | . . . Clevis retaining pin |
| 4 | 022674 | 1 | . . . Clevis retaining pin clip |
| 5 | 023122 | 1 | . . Bracket, pivot |
| | 011011 | 4 | . . . Bolt, M8 x 25mm |
| | 011093 | 4 | . . . Spring washer, M8 |
| 6 | 023123 | 1 | . . . Pin, $\varnothing 16\text{mm} \times 46\text{mm}$ |
| | 011135 | 2 | Washer, M16 |
| | 011122 | 2 | Split pin, $\frac{3}{16} \times 1\frac{1}{2}$ " |
| NI | 024990 | 1 | . . Seal kit, pneumatic cylinder |


| <i>Item</i> | <i>Part Number</i> | <i>Quantity</i> | <i>Description</i> |
|-------------|--------------------|-----------------|---|
| | 026319 | | Pneumatic Cylinder, Auto Blanking - Assembly |
| 1 | 021467 | 1 | . Pneumatic cylinder, 40 x 200 Page 30 |
| 2 | 014469 | 1 | . . Clevis |
| 3 | 023270 | 1 | . . . Clevis retaining pin |
| 4 | 023269 | 1 | . . . Clevis retaining pin clip |
| 5 | 014457 | 1 | . . Pivot bracket |
| | 011087 | 4 | . . . Bolt, M6 x 25mm |
| | 011090 | 12 | Washer, M6 |
| | 011091 | 4 | Spring washer, M6 |
| 6 | 021158 | 1 | . . Flow regulator |



PNEUMATIC CYLINDER, SIDE BRUSH SWING IN/OUT - ASSEMBLY



PNEUMATIC CYLINDER, SIDE BRUSH PRESSURE - ASSEMBLY



PNEUMATIC CYLINDER, AUTO BLANKING - ASSEMBLY

Electrical

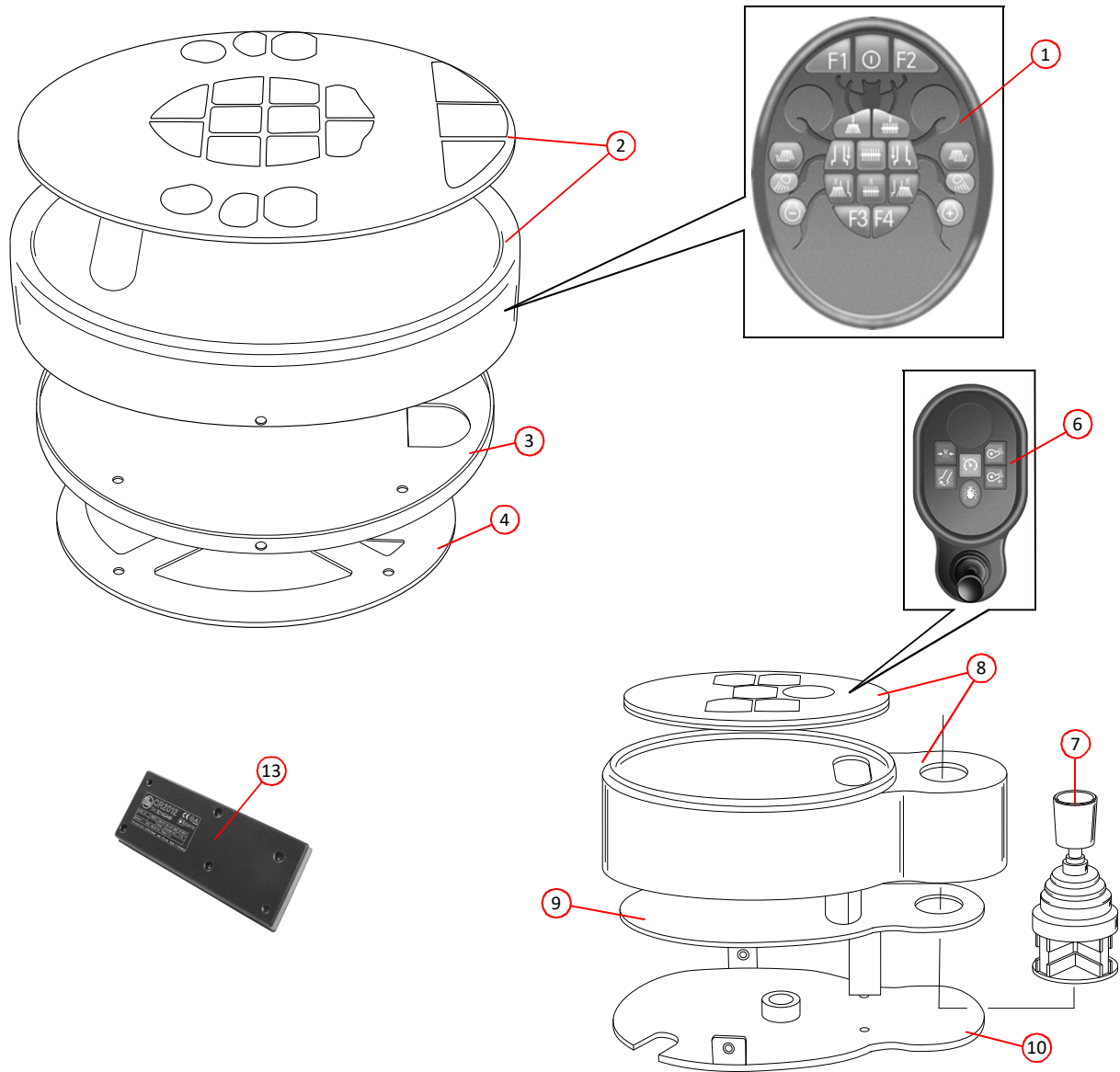
| <i>Description</i> | <i>Page</i> |
|---|-------------|
| Electrical Components - Cab. | 124 |
| Node and Pneumatic Enclosure Assembly | 126 |
| Battery Junction Box | 126 |
| Electrical - Wiring Looms, Connectors. | 128 |
| Electrical - Switches and Sensors | 128 |
| Electrical - Fuses | 128 |
| Electrical - Relays. | 128 |
| Electrical - Lamps and LEDs | 128 |
| Electrical - Beacons | 129 |
| Electrical - Spare Bulbs | 129 |
| Electrical - Other Components. | 129 |

| <i>Item</i> | <i>Part Number</i> | <i>Quantity</i> | <i>Description</i> |
|------------------------------------|--------------------|-----------------|--|
| Electrical Components - Cab | | | |
| 1 | | 1 | Main control panel Page 10 |
| 2 | 038640 * | 1 | . Main control panel, keypad and enclosure assembly |
| 3 | 037053 | 1 | . Enclosure back, main control panel |
| 4 | 037055 | 1 | . . Fixing plate, main control panel |
| | 000304 | 8 | . . . Screw, socket button-head, M4 x 10mm |
| | 000134 | 8 | . . . Nut, M4, Nyloc |
| 5 | | 1 | Auxiliary controller Page 10 |
| 6 | | 1 | Auxiliary controller, new fan symbols Page 10 |
| 7 | 036873 | 1 | . Switch, multifunction |
| 8 | 037608 * | 1 | . Auxiliary controller, keypad and enclosure assembly |
| 9 | 037057 | 1 | . . Support plate |
| 10 | 037056 | 1 | . . Back plate, LH mounting (shown) |
| 10 | 037057 | 1 | . . Back plate, RH mounting |
| 12 | 042882 | 1 | Display screen, CANbus v3.1 (programmed) Page 10 |
| 13 | 036799 | 3 | Node, cabinet module (CR2012) Page 10 |
| 14 | ** | 1 | Hopper controller (complete) Page 10 |
| 15 | 044294 | 1 | Hopper controller complete with holster Page 10 |

Notes:-

* These are factory bonded as a single item.


** As of March 2016 if you have one of these controllers please order item 15 instead.



ELECTRICAL COMPONENTS - CAB

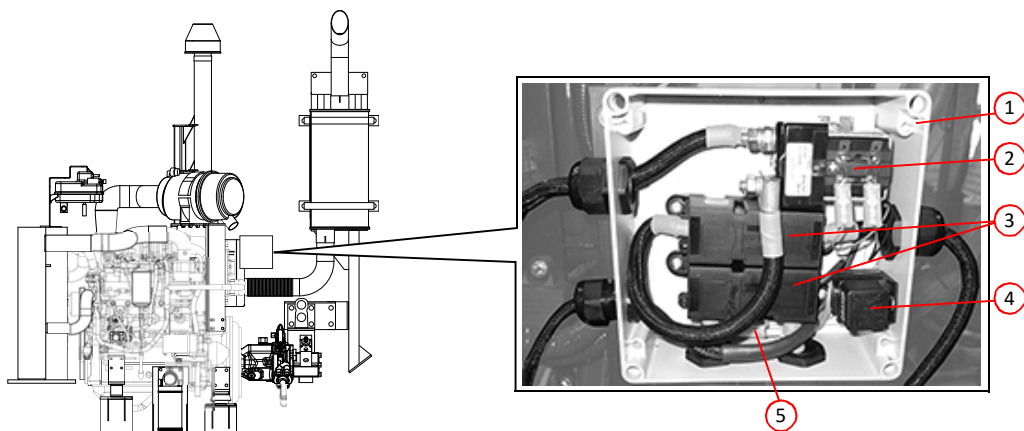
| <i>Item</i> | <i>Part Number</i> | <i>Quantity</i> | <i>Description</i> |
|--|--------------------|-----------------|---|
| Node and Pneumatic Enclosure Assembly | | | |
| 1 | 038209 | 1 | Enclosure, Node and pneumatic Page 22 |
| NI | 034327 | 1 | Door, Node and pneumatic enclosure |
| NI | 033634 | 1 | Catch, sealed, door |
| | 011011 | 2 | Setscrew, M8 x 25mm |
| | 011092 | 4 | Washer, M8 |
| | 011073 | 2 | Nut, M8, Nyloc |
| 2 | 034178 | 1 | Pneumatic control valves Page 114 |
| 3 | 038212 | 1 | Earth strip frame, (splice saver) |
| 4 | 038210 | 1 | Node carrier, lower |
| 5 | 038211 | 1 | Node carrier, upper |
| 6 | 042344 | 1 | Node 3, mobile controller, CR0505 (programmed) |
| 7 | 042336 | 1 | Node 4, mobile controller, CR0020 (programmed) |
| 8 | 010509 | 1 | Latch, toggle clip, node carrier |
| 8 | 021841 | 1 | Hook, toggle clip, node carrier |
| 9 | 014718 | 1 | Relay, cross-over Page 128 |
| 10 | 038214 | 1 | Node 7, compact module, CR2031 |
| 11 | 038328 | 1 | Side brush pressure toggle switch (Option) Page 116 |
| 12 | | | Fuse holder, (F29) |
| 13 | | | Fuse holder, Node 3 (F1, F2, F3, F4) |
| 14 | | | Fuse holder, Node 4 (F25, F26, F27, F28) |
| 15 | | | Fuse holder, Node 7 (F30, F31, F32, F33) |
| 16 | | | Connector, service interface |
| 17 | 025222 | AR | Seal, rubber, (Titanfast, section DX78) |
| NI | 004489 | 1 | Boot, rubber, 6mm |
| NI | 034807 | 2 | Panel sock |
| NI | 035664 | 1 | Loom plate, control box |
| NI | 036843 | 1 | Power post red |
| NI | 036844 | 2 | Power connection link |

| <i>Item</i> | <i>Part Number</i> | <i>Quantity</i> | <i>Description</i> |
|-----------------------------|--------------------|-----------------|--|
| Battery Junction Box | | | |
| NI | 040602 | 1 | Frame, junction box and fuel filter Page 14 |
| 1 | 037308 | 1 | Enclosure, battery junction box Page 14 |
| 2 | 034207 | 1 | Relay, air heat Page 128 |
| 3 | 004506 | 2 | Fuse holder, Mega |
| NI | 004422 | 2 | Fuse 125 Amp Page 128 |
| 4 | 014718 | 1 | Relay, cross over, 24V, electric water pump Page 128 |
| 5 | 014291 | 1 | Fuse 25 Amp blade, electric water pump, (F34) Page 128 |



Enclosure shown with Node 7 and Side Brush Pressure Switch

NODE/PNEUMATIC ENCLOSURE



BATTERY JUNCTION BOX

| <i>Part Number</i> | <i>Description</i> |
|--|--|
| Electrical - Wiring Looms, Connectors | |
| 036911 | Hopper loom |
| 036912 | Main control panel loom Page 10 |
| 036913 | Auxiliary controller loom Page 10 |
| 036914 | Main control panel, power, loom Page 10 |
| 036915 | Auxiliary controller, power, loom Page 10 |
| 036916 | Screen loom Page 10 |
| | Loom, Hopper controller Page 10 |
| 037307 | Node 3 Cummins loom |
| 038013 | Cab loom Page 10 |
| 038116 | Node 4 loom |
| 038228 | Node 7 loom |
| 038330 | Hydraulic loom |
| 039705 | Cable, M12 plug with Deutsch DT 2 way x 3m Page 98 |
| 040126 | Electric water pump loom |
| 040353 | Loom, power supply, rear camera Page 10, 38 |
| 040355 | Loom, rear camera Page 10, 38 |

| <i>Part Number</i> | <i>Description</i> |
|--|--|
| Electrical - Switches and Sensors | |
| 032627 | Hopper 'raised' sensor Page 24 |
| 036871 | Float switch and amp (water level) Page 60 |
| 037226 | Sensor, fluid level, radiator expansion tank Page 88 |

| <i>Part Number</i> | <i>Description</i> |
|---------------------------|----------------------------------|
| Electrical - Fuses | |
| 004495 | Fuse 2 Amp mini |
| 004392 | Fuse 7.5 Amp mini |
| 004393 | Fuse 10 Amp mini |
| 004394 | Fuse 15 Amp mini |
| 004395 | Fuse 20 Amp mini |
| 004397 | Fuse 30 Amp mini |
| 004326 | Fuse 1 Amp blade |
| 004485 | Fuse 2 Amp blade |
| 014284 | Fuse 3 Amp blade |
| 014285 | Fuse 4 Amp blade |
| 014286 | Fuse 5 Amp blade |
| 014287 | Fuse 7.5 Amp blade |
| 014288 | Fuse 10 Amp blade |
| 014289 | Fuse 15 Amp blade |
| 014290 | Fuse 20 Amp blade |
| 014291 | Fuse 25 Amp blade |
| 014292 | Fuse 30 Amp blade |
| 004422 | Fuse 125 Amp Mega Page 126 |

| <i>Part Number</i> | <i>Description</i> |
|----------------------------|---------------------------------------|
| Electrical - Relays | |
| 014718 | Relay, cross over, 24V Page 126 |
| 034207 | Relay, contactor 24V Page 126 |

| <i>Part Number</i> | <i>Description</i> |
|------------------------------------|--|
| Electrical - Lamps and LEDs | |
| 037084 | Work lamp, halogen, 24v x 70Watt Page 54 |
| 030773 | Marker lamp LED 'Red' (hopper mounted) Page 34 |
| 047757 | LED work lamp Page 54 |

Part Number

Description

Electrical - Beacons

| | | |
|--------|--|---------|
| 014064 | Beacon, 24V (Standard) | Page 34 |
| 011497 | Bulb, halogen, 24V x 70 Watt (H1) (Beacon) | |

Part Number

Description

Electrical - Spare Bulbs

| | |
|--------|--|
| 004153 | Bulb, halogen, 24V x 5 Watt, (434) |
| 004174 | Bulb, halogen, 24V x 70 Watt |
| 004185 | Bulb, work lamp, 24V 21 Watt |
| 011489 | Bulb, 24V x 5 Watt |
| 011490 | Bulb, 24V x 21 Watt, (single contact) |
| 011492 | Bulb, 24V x 2.8 Watt, (LLB865) |
| 011497 | Bulb, halogen, 24V x 70 Watt (H1) (Beacon) |

Part Number

Description

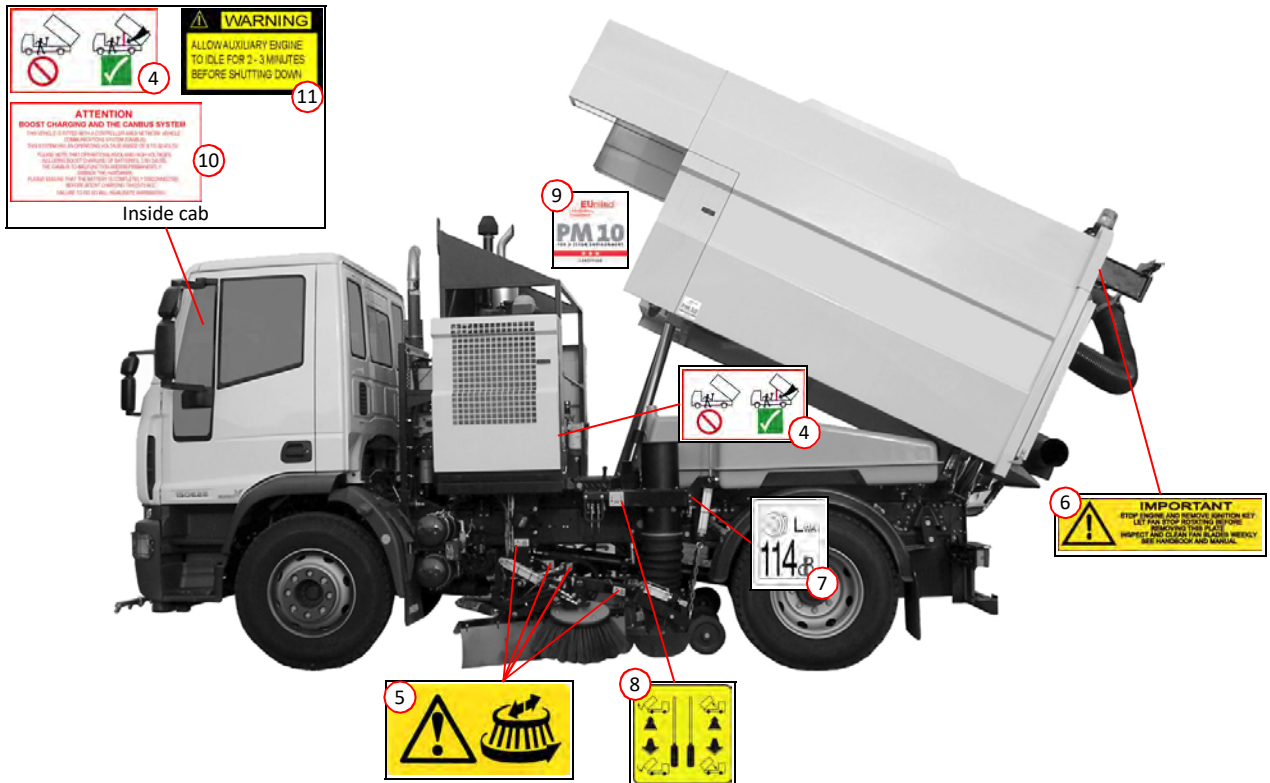
Electrical - Other Components

| | | |
|--------|--|---------|
| 037048 | Sounder (for keypad) | Page 10 |
| 037666 | Sounder, hopper and door operation | |
| 040046 | Pump, electric, low pressure water | Page 70 |
| 040354 | Camera | Page 38 |
| 041534 | Camera splitter unit | Page 10 |
| 040597 | USB memory stick, 2GB | |

Labels and decals

| <i>Description</i> | <i>Page</i> |
|--------------------------------------|-------------|
| Safety and Information Labels | 132 |
| Scarab Badges and Vinyl Decals | 134 |

| <i>Item</i> | <i>Part Number</i> | <i>Quantity</i> | <i>Description</i> |
|--------------------------------------|--------------------|-----------------|---|
| Safety and Information Labels | | | |
| 1 | 021058 | 1 | Diesel fuel oil |
| 2 | 028408 | 1 | Hydraulic oil |
| 3 | 035872 | 1 | Hydraulic oil level |
| 4 | 022384 | 3 | Warning, hopper prop deployment |
| 5 | 022383 | 10 | Warning, brush movement |
| 6 | 021061 | 1 | Warning, fan inspection (located inside inspection cover) |
| 7 | 027774 | 1 | Sound level |
| 8 | 035767 | 1 | Manual valve operation |
| 9 | 039869 | 1 | PM10 EUnited 3 Star, (Year of Manufacture) |
| NI | 039868 | 1 | PM10 EUnited 2 Star, (Year of Manufacture) |
| 10 | 032409 | 1 | Warning, boost charging |
| 11 | 032935 | 1 | Warning, auxiliary engine shut-down |
| 12 | 039550 | 1 | Warning, Debris warning, on rear inspection hatch Page 38 |
| 13 | 039866 | 1 | Warning, Ladder stowage, on rear door Page 38 |



INFORMATION AND SAFETY LABEL LOCATIONS

Labels and decals

| <i>Item</i> | <i>Part Number</i> | <i>Quantity</i> | <i>Description</i> |
|---------------------------------------|--------------------|-----------------|--------------------------|
| Scarab Badges and Vinyl Decals | | | |
| 1 | 036374 | 3 | Vinyl decal, Scarab M6 |
| 2 | 030200 | 2 | Body badge, Scarab |
| 3 | 042983 | 2 | Scarab Fayat logo, black |
| NI | 042984 | 2 | Scarab Fayat logo, white |



An example application but actual application will depend upon livery requirements

Scarab Sweepers Limited
Pattenden Lane - Marden - Kent TN12 9QD, UK
T: +44 (0)1622 831 006 - F: +44 (0)1622 832 417
E: scarab@scarab-sales.com - W: scarab-sweepers.com
Registered in England No. 18923459 - VAT No. GB 374 5002 68
Registered Office: Pattenden Lane, Marden, Tonbridge, Kent TN12 9QD, UK