



# **SCARAB**

---

## **Truck-mounted Sweepers**



## **ILLUSTRATED PARTS CATALOGUE**

**Hydrostatic and Unidrive models equipped with the CANbus 2 Control System**





## ILLUSTRATED PARTS CATALOGUE

# *SCARAB TRUCK-MOUNTED SWEEPERS*

### ***All CANbus 2 Merlin & Magnum Variants***

When re-ordering this document please quote the following part number:

**Manual Z033499**

Original Issue	June 2007
Amendment 1	Aug. 2008
Amendment 2	Jan. 2009
Amendment 3	Feb. 2009
Amendment 4	Oct. 2009
Amendment 5	May 2015

This manual is published by the Technical Publications Department of Scarab Sweepers Limited and every effort is made to ensure that the information it contains is correct at the time of publication. Due to a policy of continuous development, however, the Company reserves the right to alter the specification and to supply when so altered without reference to illustrations and descriptions in this manual.

## *Scarab Sweepers Limited*

**Pattenden Lane, Marden, Kent TN12 9QD, England**

Telephone: 01622 831006

International: +44 1622 831006

e-mail: [scarab@scarab-sales.com](mailto:scarab@scarab-sales.com)

Fax: 01622 832417

International +44 1622 832417

Web site: [www.scarab-sweepers.com](http://www.scarab-sweepers.com)

## IMPORTANT NOTICE TO USERS


It is imperative that the correct model is **FULLY** identified when procuring replacement parts for your Scarab Sweeper. To avoid unnecessary confusion and delays caused by incorrectly ordered parts, please refer to the Vehicle Serial Number (CE) Plate and take note of the vehicle's number,

### NOTE:

The Serial Number Plate is located on the left hand side of the sub-frame, on the rear face of the suction spigot mounting and inboard of the suction nozzle lifting ram.

The example shown here is for guidance only.



	<b>Scarab Sweepers Ltd</b> PATTENDEN LANE MARDEN, TONBRIDGE KENT, TN12 9QD ENGLAND	
<a href="http://www.scarab-sales.com">www.scarab-sales.com</a>	Tel 01622 831006	Fax 01622 832417
SERIAL No. <input type="text"/>	YEAR OF MANUFACTURE <input type="text"/>	

This information **MUST** accompany **EVERY** parts order to ensure that the correct parts are supplied.

## AMENDMENT RECORD

To record an amendment to the manual, enter the number of the amendment leaflet and the date of incorporation on this card. It is advisable to annotate each amendment with the Amendment Instruction (AI) number to avoid confusion when successive amendments to the same section are issued.

Pour enregistrer une modification apportée au manuel, inscrire sur cette feuille le numéro de la fiche de modification et la date de l'insertion, Il y a lieu de marquer chaque modification du numéro de la fiche pour éviter toute confusion lors de l'émission de modifications consécutives portant sur une même rubrique.

Un eine Abänderung in diesem Handbuch zu registrieren, soll man die Nummer des Abänderungsblattes und Datum dessen Eingliederung auf dieser Karte eintragen. Es ist ratsam, dass jede Abänderung mit der Blattnummer gekennzeichnet wird, so dass keine Verwechslung eintreten kann, wenn weitere Abänderungen des selbel Teils herausgegeben werden.

Para registrar una modificación del manual, anótese el número de la hoja de modificación y la fecha de incorporación en esta tarjeta. Es conveniente anotar las modificaciones con el número de la hoja para evitar confusiones cuando se publiquen modificaciones sucesivas de la misma sección.

Per annotare le modifiche a manuale, registrare il numero dell' opuscolo modificato e la data d' incororazione, su questa scheda. Annotare cascuna modifica con il numero dell' opuscolo per evitare confusione, in caso di modifiche successive alla stessa sezione.

Amdt/AI No.	Date Incorporated	Actioned By	Pages Affected By Amendment
033499/1	30/7/028	SCARAB TPD	Prelim i, iii & iv Sect C. pp 5, 17, 21, 33, 34 Sect D. pp 13, 17,19, 27, 31, 33 Sect E. pp 5, 9 Sect H. p 2 Sect J Comp(new) Sect K Comp (was J)
033499/2	27/1/09	SCARAB TPD	Prelim i,iii & iv Sect A. pp 1,2 Sect C. pp 5 Sect D. pp 23,25,31,32,35 Sect E. pp TOC,5-8 inc, 25,27,29,30 Sect F. pp 9-16 inc, 43 Sect G. All pages Sect J. pp 1,2
033499/3	16/2/09	SCARAB TPD	Prelim i,iii,iv & x Sect E pp 13,14
033944/4	6/11/09	SCARAB TPD	Prelim ii, iii & iv Sect C, p 5 Sect D, p 1 Sect E, p 4 Sect F, pp 9-16 Sect H, pp 1 & 2



# HOW TO USE THIS ILLUSTRATED PARTS CATALOGUE

## INTRODUCTION

This Illustrated Parts Catalogue has been organised to facilitate ease of use when identifying and procuring replacement parts for the Scarab Merlin and Magnum Sweepers. The information content has been arranged into a number of separate sections, each dealing with a specific aspect or sub-system of the machine. Each section is self-contained complete with its own table of contents. Where relevant, cross-references from one section to another have been included to enable the user to quickly navigate to the information that gives the required level of detail; for example, a hydraulic pump and motor could be identified in Section B - Transmission, as part of that system, but for details of replacement parts the reader would be directed to Section F - Hydraulic System and Equipment.

## USING THE PARTS LISTS

The breakdown structure within each parts list reflects the inter-relationship of the various components in what is, loosely, an assembly/disassembly order, however, it must be stressed that this is not necessarily a true reflection of factory assembly/disassembly procedures, but is used to show logical groups of components. The order of information (L to R) is: Item/Part No./Quantity/Description. The first item on a parts list (the main assembly in question) is always shown in bold uppercase, thus:

**065432**      1      **DESCRIPTION OF MAIN ASSY**

The succeeding parts generally fall into two categories, namely breakdown parts i.e. sub assemblies and/or piece parts attaching parts i.e. bolts, screws, nuts, washers etc. or.

Attaching parts always immediately follow the assembly, sub-assembly or piece part to which they relate and are indented, for example:

	<b>065432</b>	<b>1</b>	<b>DESCRIPTION OF MAIN ASSY</b>
012345	4	.	Screw, hex hd, M25 x 100 mm long
012346	4	.	Nut, hex, Nyloc, M12

The breakdown parts are then listed as described earlier in this paragraph with each successive level being indented from its own parent level (as in the foregoing example, attaching parts are listed first), as follows:

	<b>065432</b>	<b>1</b>	<b>DESCRIPTION OF MAIN ASSY</b>
	012345	4	. Screw, hex hd, M25 x 100 mm long
	012346	4	. Nut, hex, Nyloc, M12
1	064321	1	. Sub-Assy 1 of Main Assy
	012356	2	. . Screw, skt hd, M6 x 30 mm long
	012344	2	. . Washer, plain, 6 mm
	012355	2	. . Nut, hex, Nyloc, M6
2	045678	1	. . Sub-Sub-Assy 1 of Sub-Assy 1
3	032145	1	. . . Piece part 1 of Sub-Sub-Assy 1
4	032146	1	. . . Piece part 2 of Sub-Sub-Assy 1
5	032187	1	. . . Piece part 3 of Sub-Sub-Assy 1
6	045678	1	. . Sub-Sub-Assy 2 of Sub-Assy 1
7	032142	1	. . . Piece part 1 of Sub-Sub-Assy 2
8	032149	1	. . . Piece part 2 of Sub-Sub-Assy 2
9	064321	1	. Sub-Assy 2 of Main Assy
	012356	2	. . Screw, skt hd, M6 x 30 mm long
	012344	2	. . Washer, plain, 6 mm
	012355	2	. . Nut, hex, Nyloc, M6etc.

As the parts list develops it can be seen how the individual items comprising the Main Assembly are related and how this relationship is shown by indenting. In some cases these might be actual factory sub-assemblies but they could equally be logical groupings of items that are related to one another, such as a gearbox shaft, the gears that fit on that shaft and the bearings that the shaft runs in.

## ITEM REFERENCE NUMBERS

Item reference numbers are used to cross-refer items from the parts lists to their associated illustrations and vice-versa. Normally, all items other than attaching parts are given a number, however, there are two exceptions:

Attaching parts that are not standard items e.g. a special screw, are given an item reference number.

Items that are not illustrated for a particular reason, e.g. where one half of a handed assembly is already illustrated, or where illustration of that item is superfluous, are listed as not illustrated **(NI)**.

## SCARAB PARTS & SERVICE PROVIDERS

### AUSTRALIA

Rosmech Sales & Service Pty. Ltd.  
30 Stanbel Road  
Salisbury Plains SA 5109  
Tel: +61 8 8182 7777

### AUSTRIA

Kommunal Maschinen Handel  
ARTMANN GmbH  
Sonnengasse 7  
A-7203 WIESEN  
Tel: 02626/83706

### BELGIQUE

MOL Cy nv  
VDK Waste Systems  
Dikstmuidesteeweg  
B-8830  
Hooglede  
Tel: 51 701681

### CZECH REPUBLIC

Atec Services s.r.o.  
Orlovska 22  
713 00 Ostrava, Czech  
Tel: 69 622 3042

### DEUTSCHLAND

Terra-Trade  
Terra-Vertlieb & Kundendienst West  
Kruger & Co KG  
Gewerbegebiet Nord  
Lauchaer Höhe  
D-99880 Waltershausen  
Tel: 3622 6410

### ESPAGNE

Piquersa  
Ctra. Nac. 340 km 445  
Rotonda Los Callejones s/n  
04009  
Almeria  
Tel: 950 62 50 60

### FRANCE

Dominique Declercq Distribution  
Avenue d'Immercourt ZI Est  
62000  
Arras  
Tel: 3 212 27590

### HELLAS

D F Sarantopoulos  
210 Lenorman Street  
104 43 Athens  
Tel: 1 51 46 411

### IRELAND

Walker Municipal Services.  
Unit 2D, Kylemore Ind. Est., Kileen,  
Dublin 10  
Tel: 353 1 6234354

### ISRAEL

Gad-El Ltd.  
Keren Hayesod St. 25  
Kiryat-Ata 28103  
Israel  
Tel: 972 4 8728594

### ITALIA

Sicas Euroclean Srl.  
20089 ROZZANO (ML)  
Via Silvio Pellico 2  
Milan  
Tel: 02 9040111

### MAGYAR

Terra Mobile  
Lauchaer Höhe  
D-99880 Waltershausen  
Tel: 3622 6410

### NEDERLANDS

DHM  
Houtstraat 2A  
8471 ZX Wolvega  
Tel: 561 611 611

### NEW ZEALAND

Rosmech Sales & Service Pty. Ltd.  
30 Stanbel Road  
Salisbury Plains SA 5109  
Tel: +61 8 8182 7777

### NORTHERN IRELAND

McCreath Taylor (NI) Ltd.  
Unit 5, Flush Park Ind. Est.  
Knockmore Road,  
Lisburn  
Co. Antrim BT28 2DX  
Tel: 02892 662756

### NORVEGE

C. Grindvold A/S  
Ostre Aker Vei 260  
0976 Oslo  
Norway  
Tel No 00 47 22 82 0000

### OMAN

Alfairuz Trading & Cont Co Ltd.  
P.O. Box 330  
Postal Code 113  
Muscat  
Tel: 968 561399

### POLSKA

Arcon Polska Sp. z o.o.  
ul. Baletowa 14  
02-867 Warszawa  
Polska  
Tel: 22 648 08 10

### PORTUGAL

Palfinger  
Amazem C, Seamaria Limpa  
2135-402 Samora Correir  
Tel +351 263650990

### QATAR

Al-Attiya Motors  
9 Trading Co  
P.O. Box 2754  
Doha  
State of Qatar  
Tel: 44 20520

### РОССИЙСКАЯ ФЕДЕРАЦИЯ

Terra Mobile  
Lauchaer Höhe  
D-99880 Waltershausen  
Tel: 3622 6410

### SCOTLAND

Applied Sweepers Ltd.  
Bankside, Falkirk  
FK2 7XE  
Tel: 01324 611666

### SERBIA

Farm Industries doo  
Vejka Petrovica 6  
Novi Sad 21000  
Serbia  
Tel: 381 21 450391

### SVERIGE

REN VÅG AB  
Gronbogartan 2  
503 68 Boras  
Tel: 33 106460

### TAIWAN

Heising Enterprise & Trading Co Ltd.  
186, Nanking East Road  
Sec 4, Tapei 105  
(PO Box 36-113)  
Taiwan  
Tel: 225 789818

### TURKEY

Tatmak  
Istanbul Cad  
No 8/a Gokturk  
Kemberburgaz  
Istanbul  
Turkey  
Tel: 92 12322 1200

### UK (Northern England)

Londonderry Garage Ltd.  
Londonderry, Northallerton  
North Yorkshire DL7 9NB  
Tel: 01677 422185

### UK (England & Wales)

Scarab Sweepers Ltd.  
Pattenden Lane  
Marden  
Kent TN12 9QD  
Tel: 01622 831006  
Fax: 01622 832417

### УКРАИНА

WORDTEKS  
22A Geroev Stalingrada Street  
18016 Cherkassy  
Tel: 38 0472 323644

### UNITED ARAB EMIRATES

Matrix  
PO Box 7674  
Abu Dhabi  
UAE  
Tel: 971 2554 6070



## WARRANTY STATEMENT

1. Scarab Sweepers Limited (hereinafter referred to as the Company) warrants that (subject to the other provisions of the published Terms and Conditions of Sale - available upon request) upon delivery and for a period of 12 months from the date of actual delivery, or 2,000 running hours from the date of actual delivery whichever is sooner, the Goods correspond with their specification at the time of delivery, and will be free from defects in materials and workmanship.
2. The Company does not warrant the condition or quality of any used Goods supplied to the Customer, or other truck manufacturers' chassis cab content or to the engine fitted in the Scarab Minor Sweeper or to any other component not manufactured by the Company and any such warranty claims must be submitted to the manufacturer of that component, or their locally appointed agent.
3. The Company shall not be liable for a breach of any of the warranties in condition 1 unless the Customer gives written notice of the defect to the Company, and (if the defect is as a result of damage in transit) to the carrier, within 7 days of the time when the Customer discovers or ought to have discovered the defect.
4. The Company shall not be liable for a breach of any of the warranties in condition 1 if the Customer makes any further use of such Goods after giving such notice, the defect arises because the Customer failed to follow the Company's oral or written instructions as to the storage, installation, commissioning, use or maintenance of the Goods or (if there are none) good trade practice, or the Customer alters or repairs such Goods without the written consent of the Company, or uses non genuine parts to effect a repair.
5. The following consumable items listed are excluded from the Company warranty:
  - all fuel oils,
  - antifreeze,
  - all brush link pivots and bushes,
  - wander hoses, suction nozzles,
  - body inlet ducts, wearing plates,
  - high-pressure water pump piston seals and valves,
  - door seals,
  - inlet seals,
  - batteries,
  - tyres,
  - all brushes,
  - lift cables,
  - rubber skirts,
  - suction nozzle wheels,
  - flap trunking,
  - deflectors,
  - screens flaps or blanking plates,
  - water pump diaphragm valves and water jets,
  - all filter strainers and elements,
  - windows,
  - glass mirrors,
  - light bulbs,
  - fuses,
  - brake lining pads,
  - auxiliary drive belts and any other part normally regarded as consumable.
6. Any parts replaced under the terms of this warranty will be covered by the unexpired portion of this warranty.
7. Subject to conditions 3 and 4, if any of the Goods do not conform with any of the warranties in condition 1 the Company shall at its option repair or replace such Goods (or the defective part) or refund the price of such Goods at the pro rata Contract rate provided that, if the Company so requests, the Customer shall, at the Customer's expense, remove the defective Goods or part of such Goods and return the Goods or the part of such Goods which is defective to the Company. Parts replaced under warranty will be delivered by the Company FOB port of exportation.
8. If the Company complies with the terms contained in this statement it shall have no further liability for a breach of any of the warranties in condition 1 in respect of such Goods.
9. No representative or agent of Scarab Sweepers Limited has the authority to add or to vary these Warranty Conditions except with the Company's official confirmation in writing from Scarab Sweepers Limited, head office in Marden Kent, England.

For further information, please refer to the Company's Terms & Conditions of Sale. In the event of conflict between this Warranty Statement and the Company's Terms & Conditions of Sale the latter will prevail.



## SAFETY FIRST

**REMEMBER, ACCIDENTS DON'T JUST HAPPEN, THEY ARE CAUSED.**

1. Before driving the vehicle, ensure that **ALL** relevant Vehicle Checks have been completed.
2. Before starting the engine, ensure that **ALL** controls are switched **OFF** and that the vehicle is in **NEUTRAL**.
3. Before raising the hopper or working on the machine, ensure that it is positioned on firm, level ground that the engine is stopped, the ignition key is removed and that the parking brake is applied.
4. Before operating the hopper tip or rear door control, ensure that there is sufficient clearance and that it is safe to do so.
5. Always use the hopper prop when working under a **RAISED** hopper.
6. Do **NOT** overload the hopper.
7. Do **NOT** drive the vehicle with the hopper in the **RAISED** position.
8. High-pressure water can be hazardous and misuse can result in serious injury. Always wear suitable eye protection and exercise extreme care when operating the high-pressure water pump and lance. Never direct the jet at other persons. Beware of electrical installations on buildings, lamp standards and other structures.
9. Do **NOT** permit the suction fan to become excessively dirt encrusted, this will cause an imbalance resulting in vibration levels that can shorten the life and, in extreme cases cause failure, of the motor/bearings and associated components.
10. Observe **ALL** operating/maintenance instructions and advice. These are intended to ensure that your sweeper operates safely and efficiently.

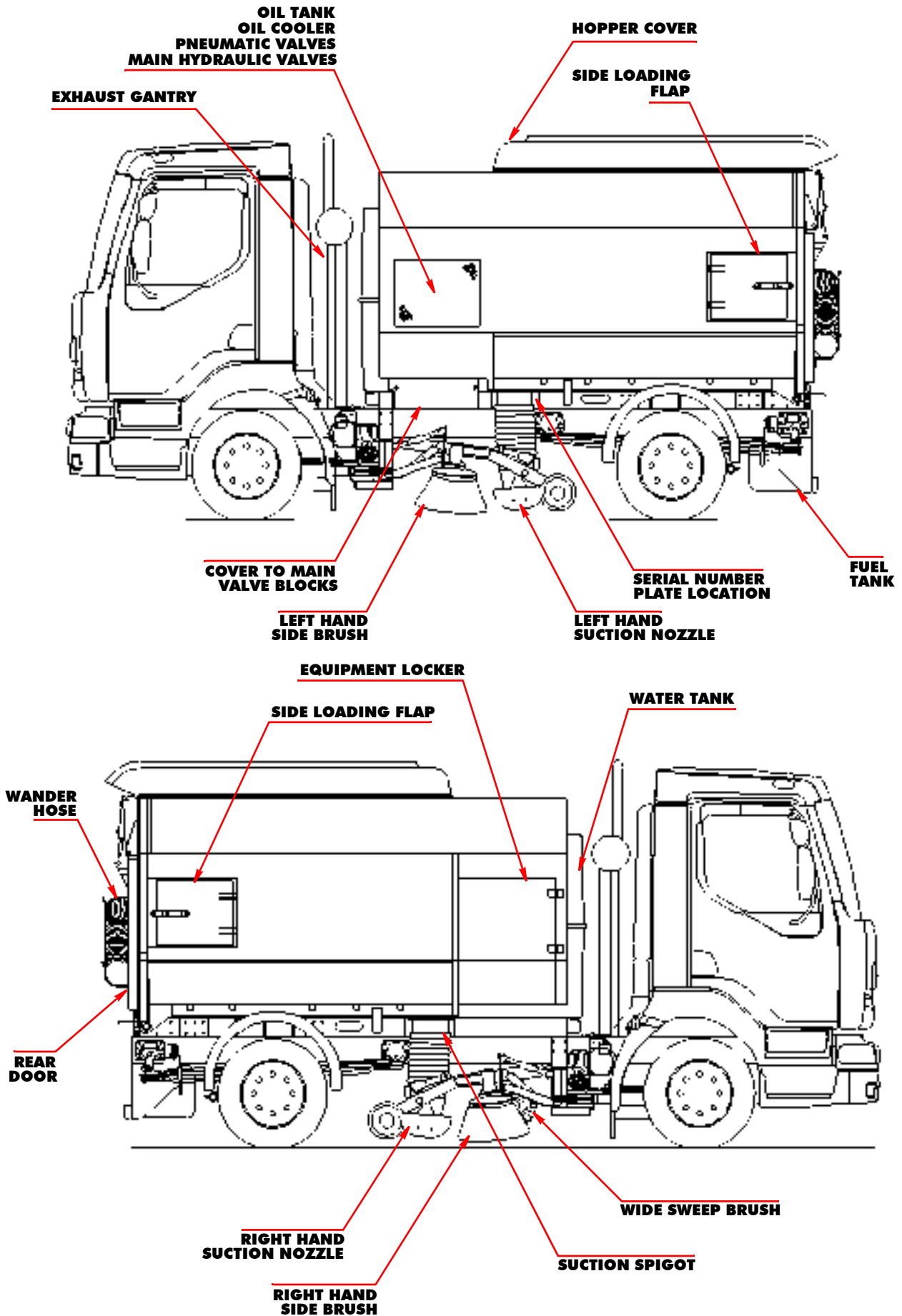
## VEHICLE CHECKS

**(All checks are visual unless otherwise stated)**

### BEFORE DRIVING THE VEHICLE:

1. Check that the hydraulic oil level is correct.
2. Check for hydraulic oil leaks. In the event of an hydraulic oil leak on Hydrostatic machines, **IMMEDIATELY** disengage the transmission gearbox. Failure to comply can result in damage to the pumps and motors.
3. Check brushes and skirts for wear and remove any items such as string which might have become entangled.
4. Check that all equipment is correctly stowed and that all brushes are in the raised position.
5. Check water spray jets for blockages.
6. Check that hopper screens and fan are clean.
6. Check general vehicle condition for safety.
7. Check exterior lighting for correct operation and general cleanliness.
8. Check the following fluid levels and top up as required:
  - (a) Engine oil
  - (b) Engine coolant
  - (c) Windscreen wash
  - (d) Brake fluid
  - (e) Fuel
9. Check tyres for damage and for correct inflation pressures.

# MAIN FEATURES OF A SCARAB TRUCK-MOUNTED SWEEPER



**THIS PAGE INTENTIONALLY LEFT BLANK**

# ILLUSTRATED PARTS CATALOGUE

## SCARAB TRUCK-MOUNTED SWEEPERS - CANbus 2 MODELS

---

# SECTION A CONTROLS & INSTRUMENTS

## Table of Contents

<b>Assembly/Description</b>	<b>Page</b>
CONTROL PANELS & ASSOCIATED PARTS	
Main Control Panel - CANbus 2 . . . . .	1
Auxiliary Control Panel - CANbus 2. . . . .	1
Air-pressure Regulator & Gauge - Side Brush . . . . .	3
Air-pressure Regulator & Gauge - Widesweep . . . . .	3

**Note:**

Associated Information can be found by referring to Section H Electrical Equipment.



<i>Item</i>	<i>Part Number</i>	<i>Quantity</i>	<i>Description</i>
<b>MAIN CONTROL PANEL ASSEMBLY - CANbus2</b>			
1	030179SE	1	. Control Panel, Key pad & Display (Service Exchange Unit)
NI	028688	1	.. Fascia, Control Panel, 36 Button
2	028690	1	.. Touch Panel Enclosure
3	030188	1	... Ball Joint. Control Panel Mounting
4	See Note *	1	... Plate, Panel Mounting
5	028911	1	.. Overlay, Control Panel, 36 Button
	000304	8	... Socket Button Head M4 x 10 mm Long
6	028741	1	.. Wiring Loom
7	004250	1	... Connector, 9-Way, Round, Male
NI	004165	As Req	... Pins For 004250 (Spare)
8	004251	1	... Connector, 9-Way, Round, Female
NI	004166	As Req	... Pins for 004251 (Spare)
9	032511	1	.. Plate, Connector Mounting
10	036192	1	.. Connector Cover
NI	036193	2	... Spacer
	000304	2	... Socket Button Head M4 x 10 mm Long
11	036170	1	.. Label ..... Page J1


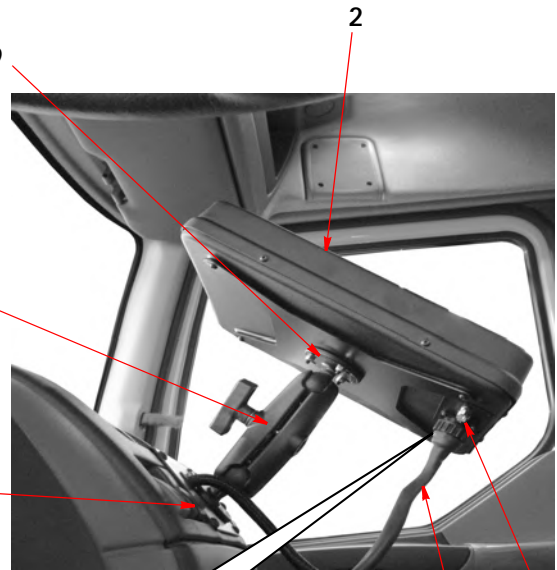
\* This Item is Chassis Specific - Please Contact the Parts Department Quoting Model, Chassis Type and Machine Serial Number.

<i>Item</i>	<i>Part Number</i>	<i>Quantity</i>	<i>Description</i>
<b>AUXILIARY PANEL (DOOR POD) ASSEMBLY -CANbus2</b>			
1	032904SE	1	. Auxiliary Panel, Hydrostatic L/H (Service Exchange Unit)
1	032905SE	1	. Auxiliary Panel, Hydrostatic R/H (Service Exchange Unit)
1	<b>TBA</b>	1	. Auxiliary Panel, Unidrive L/H (Service Exchange Unit)
1	<b>TBA</b>	1	. Auxiliary Panel, Unidrive R/H (Service Exchange Unit)
2	032512	1	. Control Panel, Basic Auxiliary 4-Button, with Enclosure
3	032544	1	.. Overlay, Auxiliary Panel
NI	032491	1	.. WIRING LOOM ..... Page J1
4	033079	1	. Lever, Forward/Reverse (Joystick) <b>Hydrostatic M/cs only</b>
5	033078	1	. Switch, 4-Way, Sweep Master Control
6	033063	1	. Bracket, Mounting, Auxiliary Panel, R/H ( <b>DAF/RENAULT</b> )
6	033526	1	. Bracket, Mounting, Auxiliary Panel, L/H ( <b>DAF/RENAULT</b> )
6	033450	1	. Bracket, Mounting, Auxiliary Panel, L/H ( <b>MERCEDES</b> )
6	033451	1	. Bracket, Mounting, Auxiliary Panel, R/H ( <b>MERCEDES</b> )
6	033427	1	. Bracket, Mounting, Auxiliary Panel, L/H ( <b>IVECO 75E16</b> )
6	033340	1	. Bracket, Mounting, Auxiliary Pane, R/H ( <b>MAN TGL</b> )
6	033317	1	. Bracket, Mounting, Auxiliary Panel, R/H ( <b>IVECO 150E22</b> )
6	035426	1	. Bracket, Mounting, Auxiliary Panel, R/H ( <b>DAF C75 Euro 5</b> )
7	032973	1	.. Clamp Disc, Mounting bracket

**NOTE:**

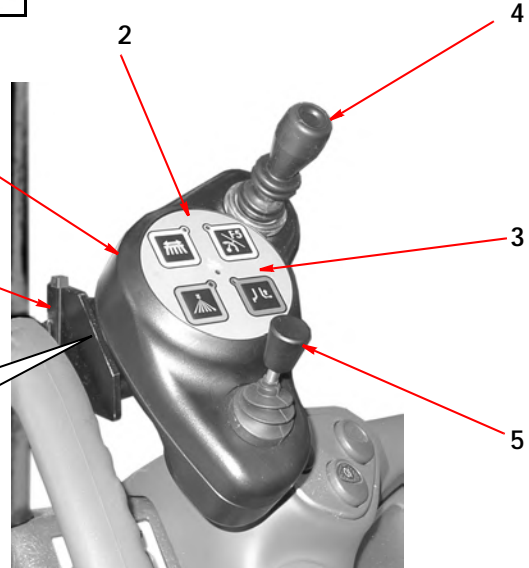

For part numbers listed as TBA, please contact our parts department for further information.

When ordering replacement parts, always give the machine's Serial Number and specify Part Number, Quantity & Description



**CANbus 2 CONTROL PANEL ASSEMBLY**

**VIEW ON REAR OF PANEL**



**LEFT HAND SHOWN  
RIGHT HAND OPPOSITE**

**CANbus 2 AUXILIARY CONTROL PANEL  
(DOOR POD) ASSEMBLY**

When ordering replacement parts, always give the machine's Serial Number and specify Part Number, Quantity & Description





<i>Item</i>	<i>Part Number</i>	<i>Quantity</i>	<i>Description</i>
<b>BRUSH AIR-PRESSURE GAUGE &amp; REGULATOR OPTION</b>			
1	023242	1	. Regulator, Pressure
2	023246	1	. Gauge, Pressure, 0 - 10 Bar
NI	020735	1	. . Connector, Straight, 1/8" BSP
3	006007	4	. . Elbow, Push-Fit, 6 mm - 1/8" BSP
4	023245	1	. Kit, Mounting bracket (Widesweep)
NI	See Note *	1	. Plate, Dash Mounting (Side Brush)

\* This Item is Chassis Specific - Please Contact the Parts Department Quoting Model, Chassis Type and Machine Serial Number.

When ordering replacement parts, always give the machine's Serial Number and specify Part Number, Quantity & Description





When ordering replacement parts, always give the machine's Serial Number and specify Part Number, Quantity & Description



**THIS PAGE INTENTIONALLY LEFT BLANK**

When ordering replacement parts, always give the machine's Serial Number and specify Part Number, Quantity & Description

# ILLUSTRATED PARTS CATALOGUE

## SCARAB TRUCK-MOUNTED SWEEPERS - CANbus 2 MODELS

---

# SECTION B TRANSMISSION

## Table of Contents

<b>Assembly/Description</b>	<b>Page</b>
HYDROSTATIC GEARBOX	
Gearbox Assembly . . . . .	1
Pump, Motor & Build Configurations . . . . .	5
Gear Change Arrangement . . . . .	7
UNIDRIVE REDUCTION GEARBOX	
Reduction Gearbox Assembly (Complete with gear change arrangement) . . . . .	9
Non-Scarab Reduction Box PTO Seal. . . . .	11
Non-Scarab Reduction Box Seal. . . . .	11
Scarab Gearbox & Prop Shaft Installations . . . . .	13
Scarab Gearbox Mounting Arrangements . . . . .	13

**NOTE:**

When replacing hoses, please ensure that the length required is checked physically. In some cases, it will have been necessary to alter hose runs depending upon chassis and/or options fitted, or it might not be practical to fit the replacement hose into the original hose run, thereby requiring a different length to that stated in the parts list.

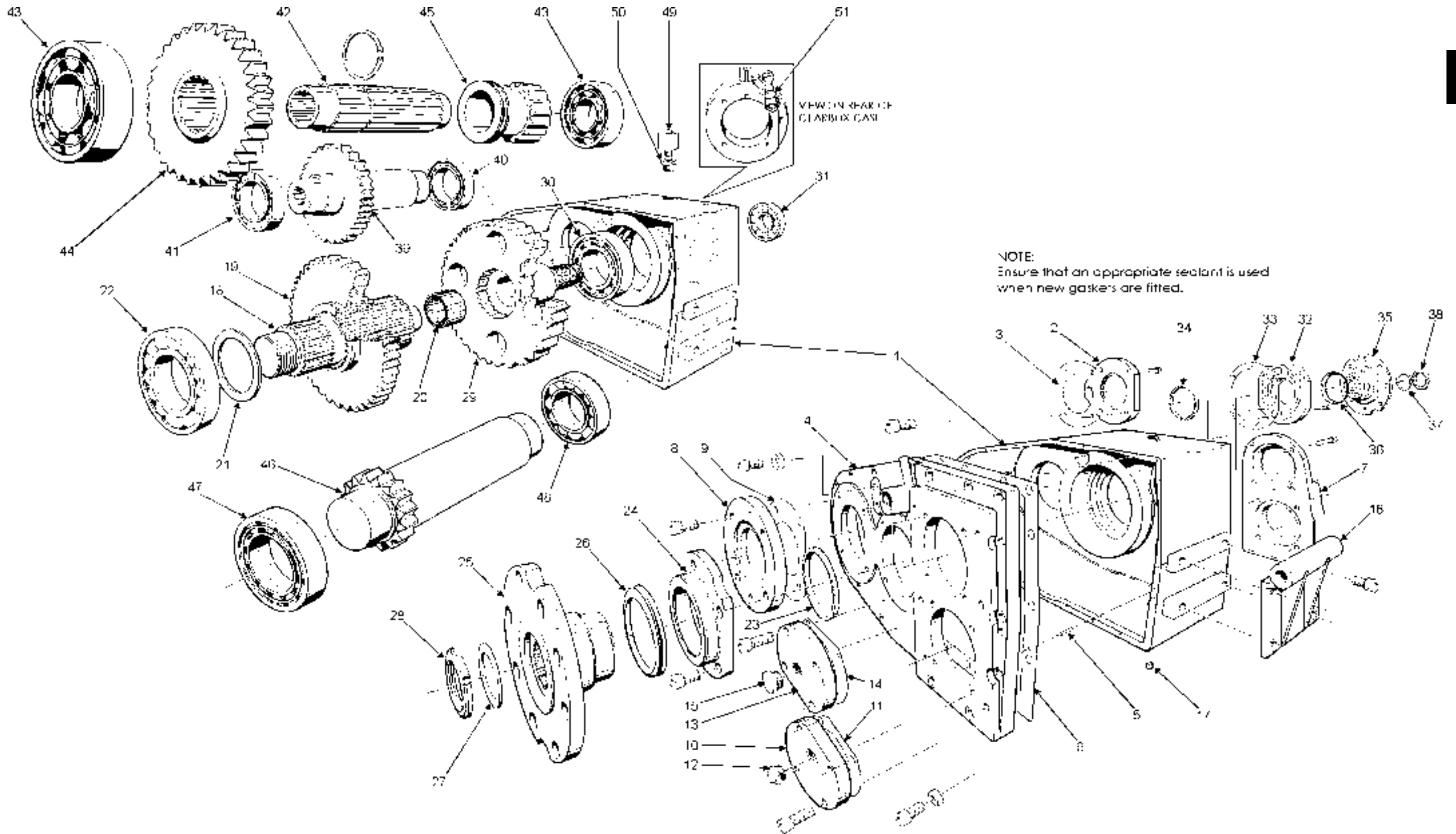
A list of available replacement hoses is included at Section F.



<i>Item</i>	<i>Part Number</i>	<i>Quantity</i>	<i>Description</i>
	<b>020541</b>	<b>1</b>	<b>SCARAB GEARBOX ASSEMBLY (Type 6R Illustrated)</b>
1	014439	1	. Casing, Gearbox
2	014485	1	.. Pump Plate, Gearbox
2	022392	1	.. Plate, drive pump
	011028	4	... Screw, Skt Hd, M10 x 25 mm Long
3	014504	1	... Gasket
4	014438	1	.. Cover, Gearbox
	011408	16	... Screw, Skt Hd, M10 x 30 mm Long
	000069	2	... Screw, Skt Hd, M12 x 25 mm Long (to Blank Holes on Raised Boss)
	011076	2	... Nut, Hex, M12 (Lock nut for M12 Skt Screw)
5	014490	2	... Dowel Pin, Gearbox
6	014505	1	... Gasket, Gearbox Cover
7	014483	1	... Motor Plate, Gearbox (Used on all 'F' Gearboxes)
7	020341	1	... Motor Plate, Gearbox(Used on all 'R' Gearboxes)
	000070	6	... Screw, Skt Hd, M10 x 50 mm Long
NI	014521	1	... Gasket
8	014484	1	... Pump Plate, Gearbox
	011028	4	... Screw, Skt Hd, M10 x 25 mm Long
9	014504	1	... Gasket
10	014480	1	.. Cap, Bearing (Motor Shaft Gear)
	000070	4	... Screw, Skt Hd, M10 x 50 mm Long
11	014503	1	... Gasket
12	014491	1	... Sight Glass, Gearbox
13	014480	1	.. Cap, Bearing (Pinion Gear Shaft)
	000070	4	... Screw, Skt Hd, M10 x 50 mm Long
14	014503	1	... Gasket
15	011244	1	... Plug, 3/4 " BSP
NI	011155	1	... Seal, Dowty, 3/4 "
16	014489	2	.. Bracket, Mounting, Gearbox
	000069	4	... Screw, Skt Hd, M12 x 25 mm Long
	011045	2	... Bolt, Hex, M16 x 260mm (Gearbox Mounting)
	011060	2	... Nut, M16
	020090	2	... Mounting Bush
17	021316	1	... Plug, Drain, Magnetic, 3/4 " BSP (c/w Washer)
NI	011155	1	... Seal, Dowty, 3/4 "
18	014432	1	.. Shaft, Gearbox Input (Used on all Gearboxes)
19	020035	1	... Gear, Input, 41 Tooth (Used on Gearboxes 0F, 3F, 6R, 9R, 12F, 15F)
19	014428	1	... Gear, Input, 46 Tooth (Used on Gearboxes 1F, 4F, 7R, 10R, 13F, 16F)
19	020342	1	... Gear, Input, 48 Tooth (Used on Gearboxes 2F, 5F, 8R, 11R, 14F, 17F)
20	014494	1	... Bearing, Needle, K 30 x 40 x 30 (Output Gear End of Shaft)
21	014421	1	... Washer, 51 mm ID x 65 mm OD x 3 mm
22	013771	1	... Bearing, Ball, 6310NR (Input Flange End of Shaft)
23	022583	1	... Seal, Oil, Double lip, 65-85-10 **
24	014482	1	... Cap, Seal, Gearbox **
	011028	4	... Screw, Skt Hd, M10 x 25 mm Long
NI	014502	1	... Gasket **

**Continued...**

When ordering replacement parts, always give the machine's Serial Number and specify Part Number, Quantity & Description



**HYDROSTATIC GEARBOX ASSEMBLY**

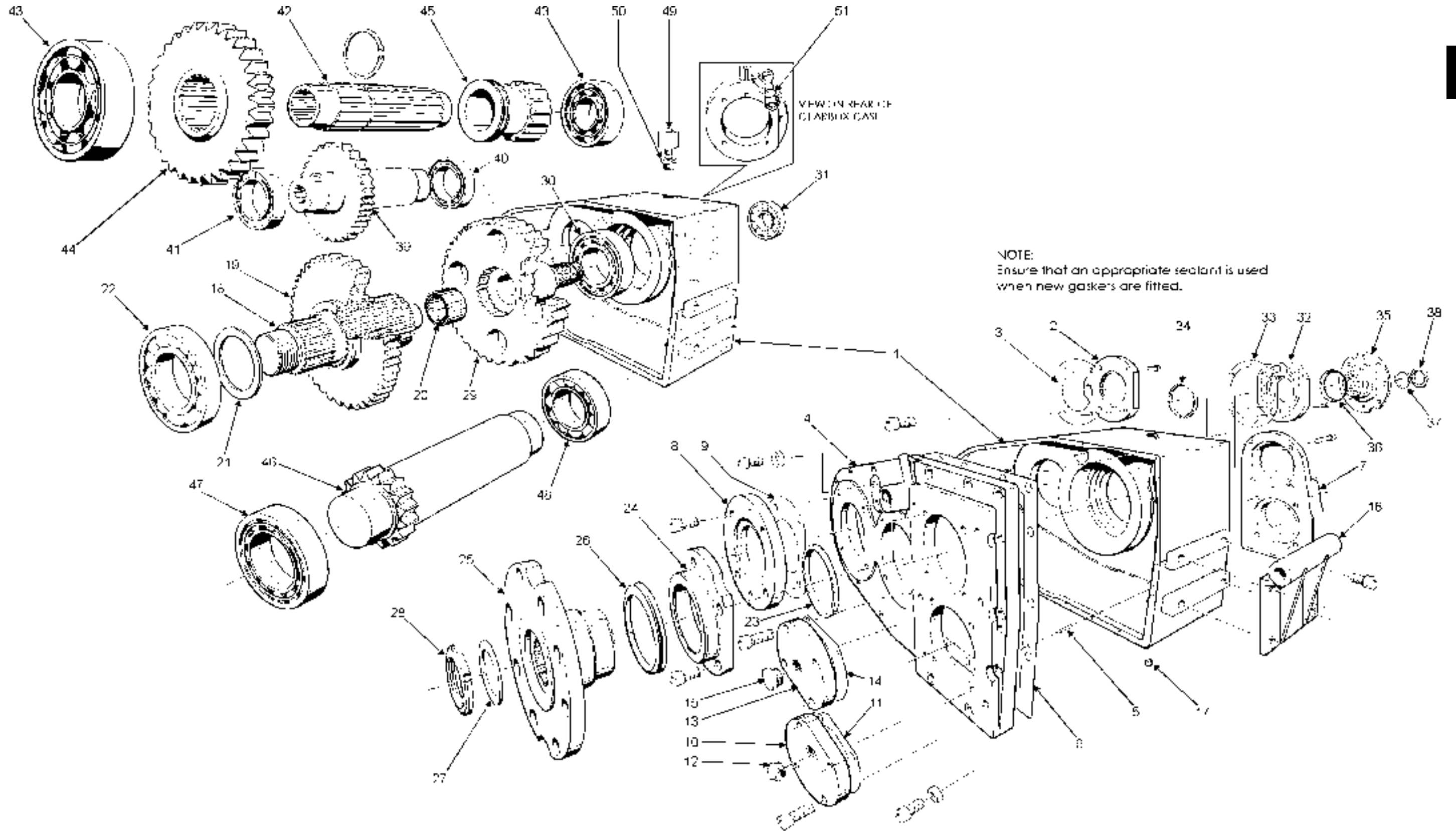
When ordering replacement parts, always give the machine's Serial Number and specify Part Number, Quantity & Description



<b>Item</b>	<b>Part Number</b>	<b>Quantity</b>	<b>Description</b>
<b>SCARAB GEARBOX ASSEMBLY (Continued)</b>			
25	014433	1	... Flange, Input **
26	022081	1	... Seal, V-Ring, VS50-75 **
27	014499	1	... Washer **
28	014498	1	... Lock nut, Special, M40 x 1.5 * (Use Special Tool 021931)
29	014422	1	.. Gear, Output, 62 Tooth(Used on all Gearboxes)
30	014493	1	... Bearing, Roller, NJ314EC
31	013771	1	... Bearing, Ball, 6310NR
32	014482	1	... Cap, Seal, Gearbox **
	011028	4	... Screw, Skt Hd, M10 x 25 mm Long
33	014502	1	... Gasket **
34	022583	1	... Seal, Oil, Double Lip, 65-85-10 **
35	014433	1	... Flange, Output **
36	022081	1	... Seal, V-Ring, VS50-75 ** (from Serial Number D2518)
37	014499	1	... Washer **
38	014498	1	... Lock nut, Special, M40 x 1.5 ** (Use Special Tool 021931)
39	020343	1	.. Gear, 36 Tooth(Used on Gearboxes 2F, 5F, 8R, 11R, 14F, 17F)
39	014427	1	.. Gear, 38 Tooth (Used on Gearboxes 1F, 4F, 7R, 10R, 13F, 16F)
39	020034	1	.. Gear, 43 Tooth (Used on Gearboxes 0F, 3F, 6R, 9R, 12F, 15F)
40	014581	1	... Bearing, Roller, NJ211EC (Non Gear End of Shaft)
41	013773	1	... Bearing, Ball, 6211 (Gear End of Shaft)
42	014431	1	.. Shaft, Splined (Used on all 'R' + 0F to 5F & 12F to 14F Gearboxes Inc.)
42	020531	1	.. Shaft, Splined Used on 15F, 16F, 17F Gearboxes Only)
43	014579	2	... Bearing, Roller, NJ309EC (Used on all Gearboxes)
44	014425	1	... Gear, 40 Tooth (Used on Gearboxes 0F, 1F, 2F, 6R, 7R, 8R Only)
44	014426	1	... Gear, 42 Tooth (Used on Gearboxes 3F, 4F, 5F, 9R, 10R, 11R Only)
	014495	1	... Circlip, Ext., 52 m/m
45	014423	1	... Gear, Pinion, 19 Tooth (Used on all Gearboxes)
46	014429	1	.. Gear, Motor Shaft, 19 Tooth (Used on Gearboxes 3F, 4F, 5F)
46	014430	1	.. Gear, Motor Shaft, 21Tooth (Used on Gearboxes 0F, 1F, 2F)
46	020528	1	.. Gear, Motor Shaft, 19 Tooth (Used on Gearboxes 9R, 10R, 11R)
46	020529	1	.. Gear, Motor Shaft, 21 Tooth (Used on Gearboxes 6R, 7R, 8R)
47	014581	1	... Bearing, Roller, NJ211EC (Gear End of Shaft)
48	013773	1	... Bearing, Ball, 6211 (Non Gear End of Shaft)
49	020688	1	.. Filter/Air Breather
NI	011152	1	... Seal, Dowty, ¼ " BSP
50	021524	1	... Reducer/Filler Plug, ¾ " BSP x ¼ " BSP
NI	011155	1	... Seal, Dowty, ¾ "
51	014911	1	.. Head, Tachograph

\*\* These Items are Inter-Changeable Between Input and Output Sides of the Gearbox

When ordering replacement parts, always give the machine's Serial Number and specify Part Number, Quantity & Description



**HYDROSTATIC GEARBOX ASSEMBLY**

When ordering replacement parts, always give the machine's Serial Number and specify Part Number, Quantity & Description



<b>Item</b>	<b>Part Number</b>	<b>Quantity</b>	<b>Description</b>
<b>GEARBOX BUILD, PUMP, MOTOR &amp; RATIO CONFIGURATIONS</b>			
1	014432	1	. Shaft, Gearbox Input (Used on all Gearboxes)
2	020035	1	. Gear, Input, 41 Tooth (Used on Gearboxes 0F, 3F, 6R, 9R, 12F, 15F)
2	014428	1	. Gear, Input, 46 Tooth (Used on Gearboxes 1F, 4F, 7R, 10R, 13F, 16F)
2	020342	1	. Gear, Input, 48 Tooth (Used on Gearboxes 2F, 5F, 8R, 11R, 14F, 17F)
3	014422	1	. Gear, Output, 62 Tooth(Used on all Gearboxes)
4	020343	1	. Gear, 36 Tooth(Used on Gearboxes 2F, 5F, 8R, 11R, 14F, 17F)
4	014427	1	. Gear, 38 Tooth (Used on Gearboxes 1F, 4F, 7R, 10R, 13F, 16F)
4	020034	1	. Gear, 43 Tooth (Used on Gearboxes 0F, 3F, 6R, 9R, 12F, 15F)
5	014431	1	. Shaft, Splined (Used on all 'R' + 0F to 5F & 12F to 14F Gearboxes Inc.)
5	020531	1	. Shaft, Splined (Used on 15F, 16F, 17F Gearboxes Only)
6	014425	1	. Gear, 40 Tooth (Used on Gearboxes 0F, 1F, 2F, 6R, 7R, 8R Only)
6	014426	1	. Gear, 42 Tooth (Used on Gearboxes 3F, 4F, 5F, 9R, 10R, 11R Only)
7	014423	1	. Gear, Pinion, 19 Tooth (Used on all Gearboxes)
8	014429	1	. Gear, Motor Shaft, 19 Tooth (Used on Gearboxes 3F, 4F, 5F)
8	014430	1	. Gear, Motor Shaft, 21Tooth (Used on Gearboxes 0F, 1F, 2F)
8	020528	1	. Gear, Motor Shaft, 19 Tooth (Used on Gearboxes 9R, 10R, 11R)
8	020529	1	. Gear, Motor Shaft, 21 Tooth (Used on Gearboxes 6R, 7R, 8R)
9	023620	1	. PUMP, HYDRAULIC, FAN, HYDROSTATIC MACHINES ..... Page F25
9	023625	1	. PUMP, HYDRAULIC, FAN, UNIDRIVE MACHINES ..... Page F25
9	024770	1	. PUMP, HYDRAULIC, FAN, FRENCH OPTION ..... Page F25
NI	013301	2	. . Gasket
10	028895	1	. PUMP, HYDRAULIC, DRIVEPUMP ..... Page F23
NI	013196	2	. . Gasket
11	022724	1	. MOTOR ASSEMBLY, HYDRAULIC, DRIVE MOTOR..... Page F23
NI	021414	2	. . Gasket

**NOTES:**

For Details of Pipework & Valves Refer to Section F - Hydraulic Equipment

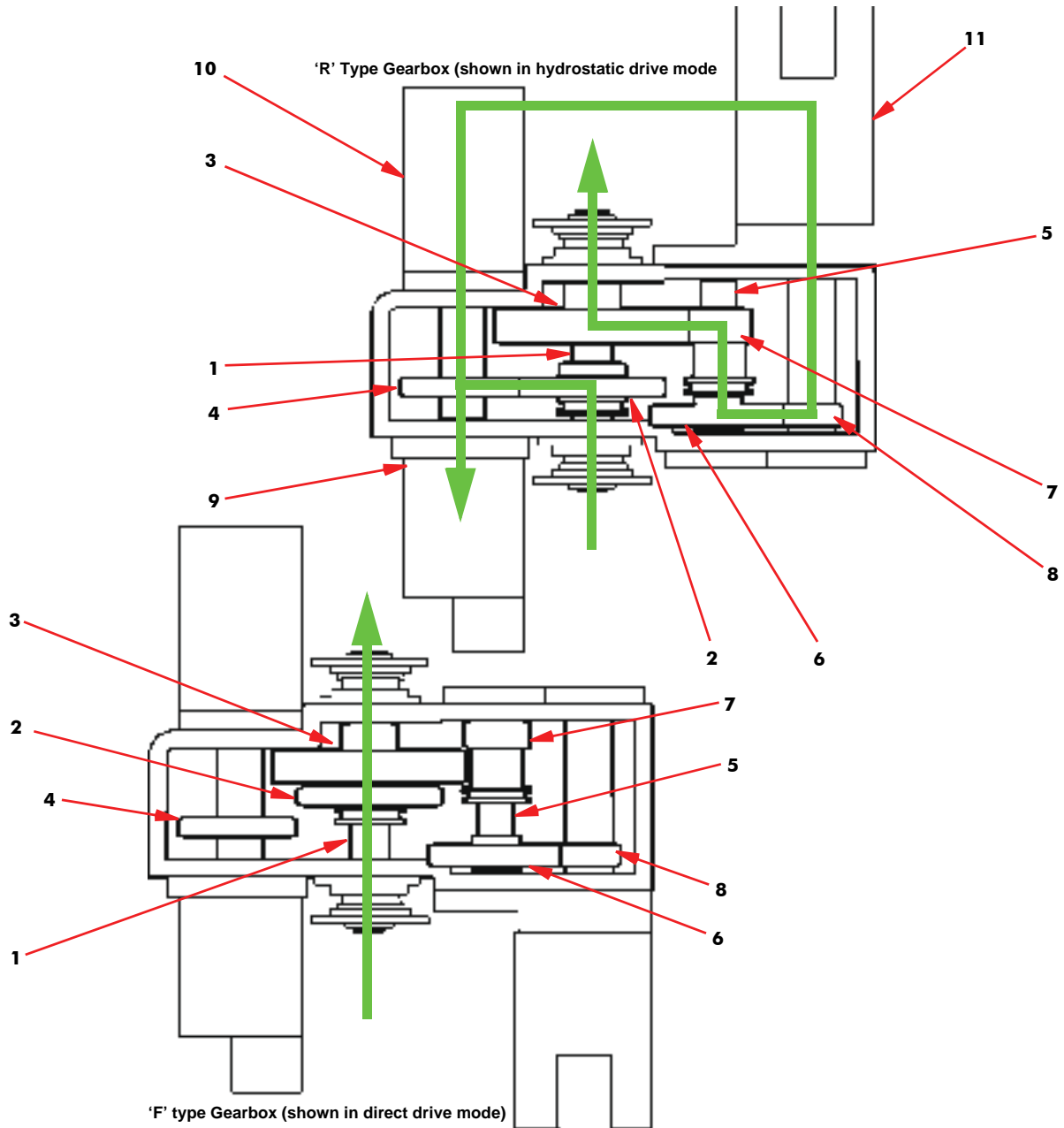
For Details of Pump and Motor Configuration on 'F' Type Gearboxes,  
Please Consult Scarab Design Office.

When ordering replacement parts, always give the machine's Serial Number and specify Part Number, Quantity & Description





**B**



**GEARBOX PUMP, MOTOR & RATIO BUILD CONFIGURATIONS**

When ordering replacement parts, always give the machine's Serial Number and specify Part Number, Quantity & Description

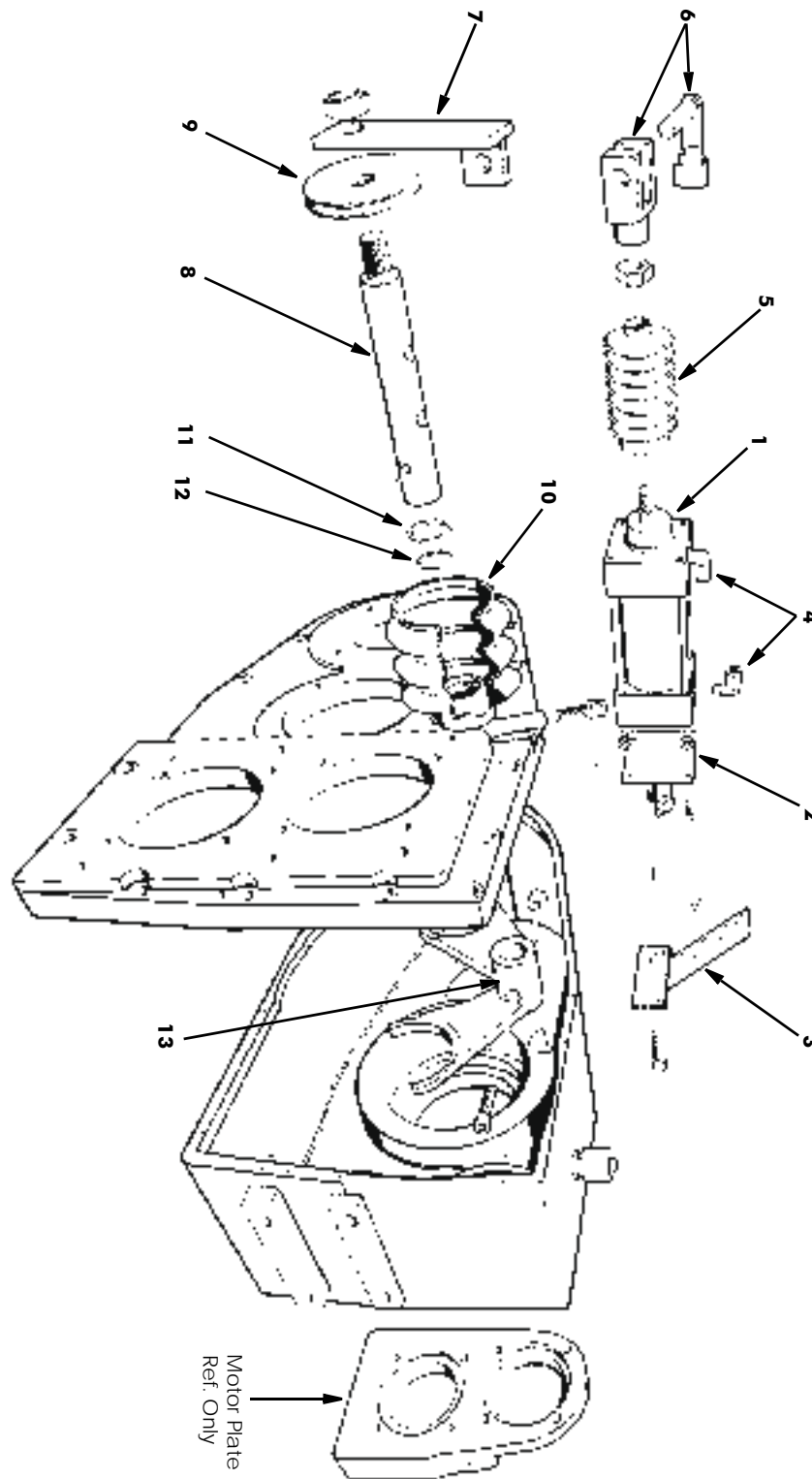


<i>Item</i>	<i>Part Number</i>	<i>Quantity</i>	<i>Description</i>
<b>GEAR CHANGE ARRANGEMENT</b>			
1	020287	1	. . Cylinder, Pneumatic, Gear Change..... G9
NI	021599	1	. . Seal Kit, Pneumatic Cylinder
NI	028211	1	. . Reed Switch Complete with Loom
NI	026048	1	. . Reed Switch
2	020295	1	. . . Ram End, Pneumatic Cylinder
	011029	4	. . . . Screw, Hex Hd, 6 mm x 20 mm Long
	011090	12	. . . . Washer, Plain, 6 mm
3	020501	1	. . . Support, Pneumatic Cylinder
	011075	1	. . . . Nut, Hex, M10, Nyloc
4	014707	2	. . . Elbow, Male, 1/8" BSP x 1/4"
NI	001003	2	. . . . Pipe, Air, Nylon, 1/4" Bore x Length as Required
5	021511	1	. . . Bellows, 45 mm Ø x 110 mm Uncompressed
	NA	2	. . . . Tyrap
6	020291	1	. . . Clevis, M10 x 1.25
	011074	1	. . . . Nut, Hex, M10
7	020292	1	. . . Link
8	024140	1	. . Shaft, Selector (Used on Pneumatic Selectors)
9	021089	1	. . . Collar, Selector Shaft
	011076	1	. . . . Nut, Hex, M12
10	014473	1	. Bellows, 75 mm Ø x 150 mm Uncompressed (Trim to Fit as Required)
	NA	2	. . . . Tyrap
11	013775	1	. . . Seal, Scraper, P7-22
12	013774	1	. . . O-Ring, 22 mm ID x 3.5 mm
13	014486	1	. . Fork, Selector
	000108	1	. . . Screw, Skt Hd, M8 x 45 mm Long
	011073	1	. . . Nut, Hex, M8, Nyloc

When ordering replacement parts, always give the machine's Serial Number and specify Part Number, Quantity & Description



**B**



**GEAR CHANGE ARRANGEMENT**

When ordering replacement parts, always give the machine's Serial Number and specify Part Number, Quantity & Description



Item	Part Number	Quantity	Description
	<b>024868</b>	•	<b>REDUCTION GEARBOX ASSEMBLY, 4.75:1</b>
	<b>024867</b>	•	<b>REDUCTION GEARBOX ASSEMBLY, 3.18:1</b>
1	024855	1 1	. Casing, Reduction Gearbox
NI	014490	2 2	.. Dowel Pin, Gearbox Cover
2	024856	1 1	.. Cover, Reduction Gearbox
	011408	12 12	... Cap Screw, Skt Hd, M10 x 30 mm Long
	000067	2 2	... Cap Screw, Skt Hd, M8 x 30 mm Long
3	024857	1 1	... Gasket, Gearbox Cover
4	014489	2 2	. Bracket, Mounting, Gearbox
	000069	4 4	.. Cap Screw, Skt Hd, M12 x 25 mm Long
5	024874	1 1	. Selector, Reduction Gearbox
	000037	1 1	.. Cap Screw, Skt Hd, M6 x 40 mm Long
6	024859	1 1	.. Shaft, Selector
7	024858	1 1	.. Spigot, Gear change
8	024861	1 1	. Piston Assembly
	024864	4 4	.. Tie Rod, Piston Assembly
9	024860	2 2	.. O-Ring, 29.1 mm x 1.6 mm
10	024645	2 2	.. Elbow, 6 mm x 1/8" BSP
11	024650	As Req	... Hose, Pneumatic, 6 mm x 4 mm, Nylon
12	014432	1 1	. Shaft, Input
	014421	1 1	.. Washer 51 x 65 x 3
13	013771	1 1	.. Bearing, 6310 NR
14	022583	1 1	.. Oil Seal, Double lip, 65 x 85 x 10
15	014482	1 1	... Seal Cap, Gearbox
	011028	8 8	... Cap Screw, Skt Hd, M10 x 25 mm Long
NI	014502	1 1	... Gasket, Seal Cap
16	014433	1 1	.. Flange, Gearbox
17	022081	1 1	... Seal, V-Ring, V550-75
	014499	1 1	... Washer 60 x 41 x 3
18	014498	1 1	... Lock nut, Special, M40 x 1.5
19	023592	1 -	.. Gear, Input Reduction, 41 Tooth
19	024851	- 1	.. Gear, Input Reduction, 33 Tooth
20	014422	1 1	. Gear, Output, 62 Tooth
21	014494	1 1	.. Bearing, Needle, K 30 x 40 x 30
22	014493	1 1	.. Bearing, Roller, NJ 314 EC
23	013771	1 1	.. Bearing 6310 NR
24	022583	1 1	.. Oil Seal, Double Lip 65 x 85 x 10
25	014482	1 1	... Seal Cap, Gearbox
	011028	8 8	... Cap Screw, Skt Hd, M10 x 25 mm Long
NI	014502	1 1	... Gasket, Seal Cap
26	014433	1 1	.. Flange, Gearbox
27	022081	1 1	... Seal, V-Ring, VS50-75
	014499	1 1	... Washer 60 x 41 x 3
28	014498	1 1	... Lock nut, Special, M40 x 1.5
29	014431	1 1	. Shaft, Splined, Gearbox
30	014425	1 -	.. Gear, 40 Tooth
30	024852	- 1	.. Gear, 48 Tooth
	014495	1 1	... Circlip, Ext., 52 mm

**NOTE:**

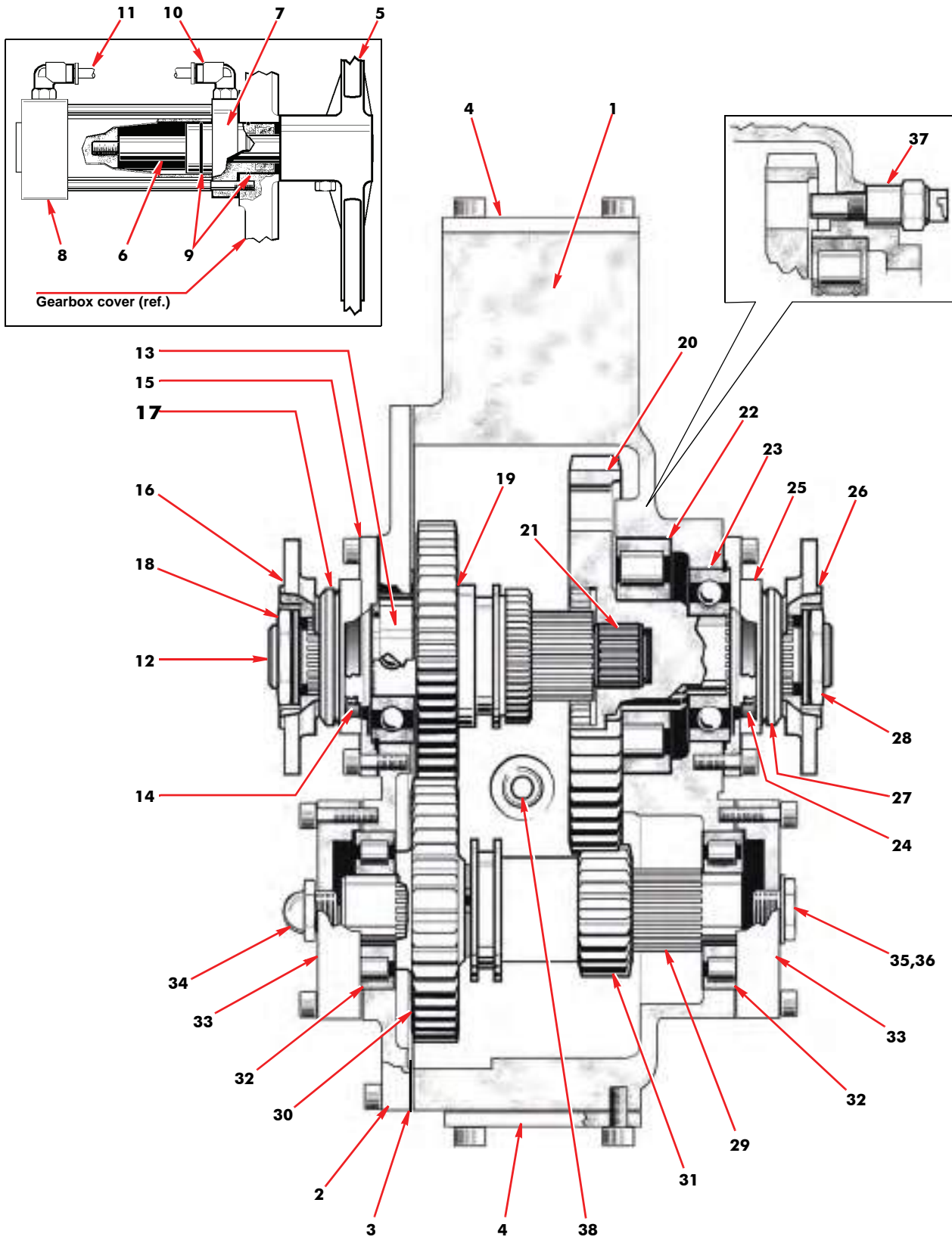
Some Vehicles are Equipped with the Knowles Reduction Gearbox Instead of the Scarab Unit. Before Ordering Parts, Please Ensure that you have Correctly Identified the Gearbox Installed in your Vehicle. If you are in Doubt as to which Unit is Installed, Please Contact our Parts Department Stating your Model/Chassis Type and the Machine Serial Number.

**Continued....**

When ordering replacement parts, always give the machine's Serial Number and specify Part Number, Quantity & Description



**B**



**SCARAB REDUCTION GEARBOX ASSEMBLY**

When ordering replacement parts, always give the machine's Serial Number and specify Part Number, Quantity & Description



<i>Item</i>	<i>Part Number</i>	<i>Quantity</i>	<i>Description</i>
	<b>024868</b>	•	<b>REDUCTION GEARBOX ASSEMBLY, 4.75:1</b>
	<b>024867</b>	•	<b>REDUCTION GEARBOX ASSEMBLY, 3.18:1</b>
31	014423	1 1	. . Gear, Pinion, 19 Tooth
32	014579	2 2	. . Bearing, Roller NJ 309 EC
33	014480	2 2	. . . Bearing Cap
	000070	8 8	. . . . Cap Screw, Skt Hd, M10 x 50 mm Long
NI	014503	1 1	. . . . Gasket, Bearing Cap
34	014491	1 1	. . . . Sight Glass, Oil Level
35	011244	1 1	. . . . Plug $\frac{3}{4}$ " BSP
36	011155	1 1	. . . . . Seal, Dowty, $\frac{3}{4}$ " BSP
37	014911	1 1	. Tachograph Head (Impulse)
NI	020688	1 1	. Filter - Air Breather
NI	021524	1 1	. . Filler, Reducing, $\frac{3}{4}$ " BSP x $\frac{1}{4}$ " BSP
NI	011155	1 1	. . . . . Seal, Dowty, $\frac{3}{4}$ " BSP
38	021316	1 1	. Magnetic Drain Plug

**NOTE:**

Some Vehicles are Equipped with the Knowles Reduction Gearbox Instead of the Scarab Unit. Before Ordering Parts, Please Ensure that you have Correctly Identified the Gearbox Installed in your Vehicle. If you are in Doubt as to which Unit is Installed, Please Contact our Parts Department Stating your Model/Chassis Type and the Machine Serial Number.



**KNOWLES REDUCTION BOX**



**SCARAB REDUCTION BOX**

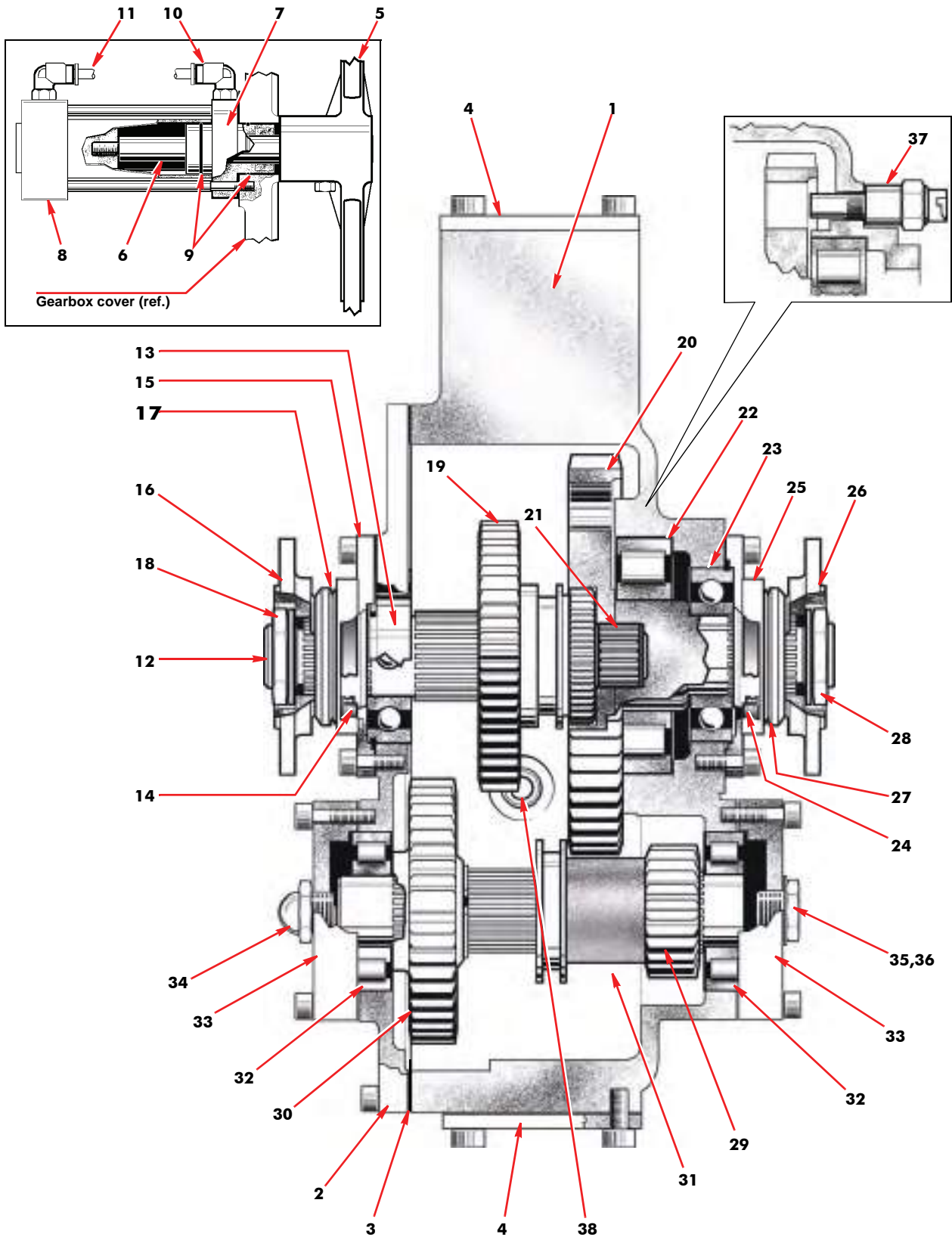
<i>Item</i>	<i>Part Number</i>	<i>Quantity</i>	<i>Description</i>
	<b>NON-SCARAB REDUCTION BOX PTO SEAL</b>		
NI	030571	1	PTO Seal (Ref. on Oil Seal 01055) Common to DAF/IVECO
NI	030572	1	PTO Seal (Ref. on Oil Seal 01018) Common to DAF/IVECO
NI	030573	1	PTO Seal (Ref. on Oil Seal 01016) Common to RENAULT
NI	030574	1	PTO Seal (Ref. on Oil Seal 01059) Common to SCANIA

<i>Item</i>	<i>Part Number</i>	<i>Quantity</i>	<i>Description</i>
	<b>NON-SCARAB REDUCTION BOX SEAL</b>		
NI	030575	1	Seal, Reduction box 24T (Ref. on Oil Seal 01002)
NI	030576	1	Seal, Reduction box 33T (Ref. on Oil Seal 01060)

When ordering replacement parts, always give the machine's Serial Number and specify Part Number, Quantity & Description



**B**



**SCARAB REDUCTION GEARBOX ASSEMBLY**

When ordering replacement parts, always give the machine's Serial Number and specify Part Number, Quantity & Description



**SCARAB GEARBOX/PROP SHAFT INSTALLATIONS**

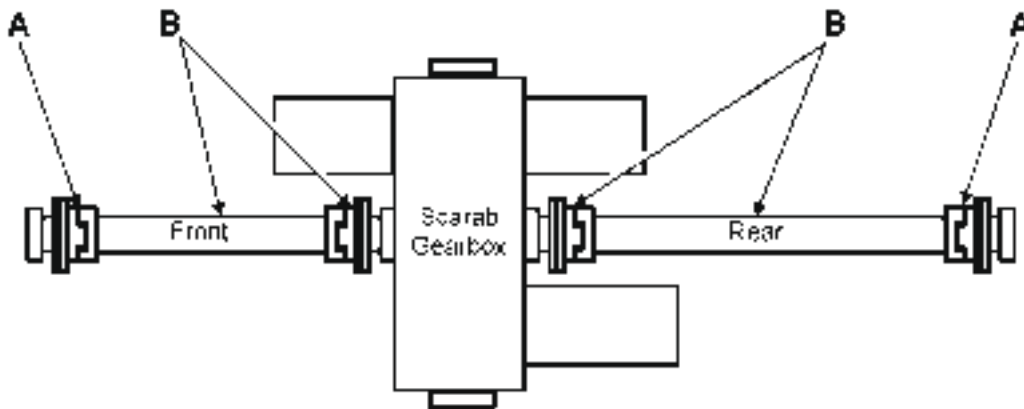
Scarab Truck-Mounted Sweepers with Either the Hydrostatic Gearbox or the Unidrive Reduction Gearbox Installed in the Truck's Drive Train, do not Utilise the Original Prop Shaft. This is Removed and is Replaced by Two Shorter Units, One Forward of the Scarab Gearbox and One to the Rear.

This Modification Affects the Procurement of Replacement Parts as Follows:

- The Outer Universal Joints i.e. those Adjacent to the Differential Housing and to the Truck Gearbox Should be Obtained Direct from the Truck Manufacturer in Question.
- The Inner Universal Joints i.e. those on the Input and Output Sides of the Scarab Transfer Gearbox and the Front and Rear Prop Shafts can be Obtained from Scarab Sales Limited.

It is not Feasible to List in this Document all Prop Shaft Variations for all Truck Chassis Configurations due to the need to Accommodate Chassis Alterations Introduced Periodically by the Manufacturers. This also Applies to other Installation Items such as the brackets that Mount the Gearbox to the Chassis.

To Ensure, therefore, that the Correct Items are Procured when needed, Please Consult the Scarab Parts Dept. giving your Chassis Type, Serial Number and the Scarab Sweeper Serial Number (Including Prefix Letter). If Assistance is required in Locating the Scarab Serial Number, Refer to Page ii in the Preliminary Pages Section of this Document.



**Legend:**

- A - Procure from chassis manufacturer
- B - Procure from Scarab - **Input & Output U/J's Scarab part 014935**

**GEARBOX MOUNTING ARRANGEMENTS**

The Mounting Arrangements for all Hydrostatic and Reduction Gearboxes on Scarab Truck-Mounted Sweepers are Model/Chassis Specific. To Procure Replacement Components, Please Contact our Parts Department Stating your Model/Chassis Type and the Machine Serial Number

When ordering replacement parts, always give the machine's Serial Number and specify Part Number, Quantity & Description



# ILLUSTRATED PARTS CATALOGUE

## SCARAB TRUCK-MOUNTED SWEEPERS - CANbus 2 MODELS

---

# SECTION C HOPPER, SUBFRAME & RELATED EQUIPMENT

## Table of Contents

<b>Assembly/Description</b>	<b>Page</b>
GENERAL ARRANGEMENT .....	1
SUBFRAME & ASSOCIATED COMPONENTS	
General Arrangement .....	3
Oil Cooler & Hydraulics Gantry .....	7
Fuel Tank Variants .....	9
Hopper Prop - Manual .....	11
Hopper Prop - Automatic◆ .....	11
HOPPER & ASSOCIATED COMPONENTS	
Hopper General Arrangement .....	13
Door & Handle Assembly - (Side-loading Hatch) .....	15
Ancillary Tool Locker - Magnum ◆ .....	15
Internal Components .....	17
Deflector Flap Assembly .....	19
Auto Blanking Arrangement - Dual .....	21
Rear Door Auto blanking Assembly◆ .....	21
Suction Fan Arrangement .....	23
Hopper Rear & Rear Door Arrangement .....	25
Ram Arrangement - Rear Door Open & Close .....	27
Rear Door Locking Ram Assembly .....	27
Hopper Covers .....	29
Spare Wheel Carrier - Rear Door (Merlin/Magnum)◆ .....	31
Spare Wheel Carrier - Chassis .....	33

### ◆ Optional Equipment

#### NOTE:

1. This section does not attempt to cover variations in assemblies such as exhaust gantries or sub-frames. This is because of the many modifications made necessary by differing customer requirements and also as a result of changes introduced by the chassis manufacturers. In the event that spares are required for these assemblies, please contact your nearest Scarab agent or the Scarab parts department direct, quoting model and serial number.
2. Merlin equates to Major 3001, 5001, 6001 or Maxim 3501, 5501, 6501 in France  
Magnum equates to Major 7001 or Maxim 7501 in France



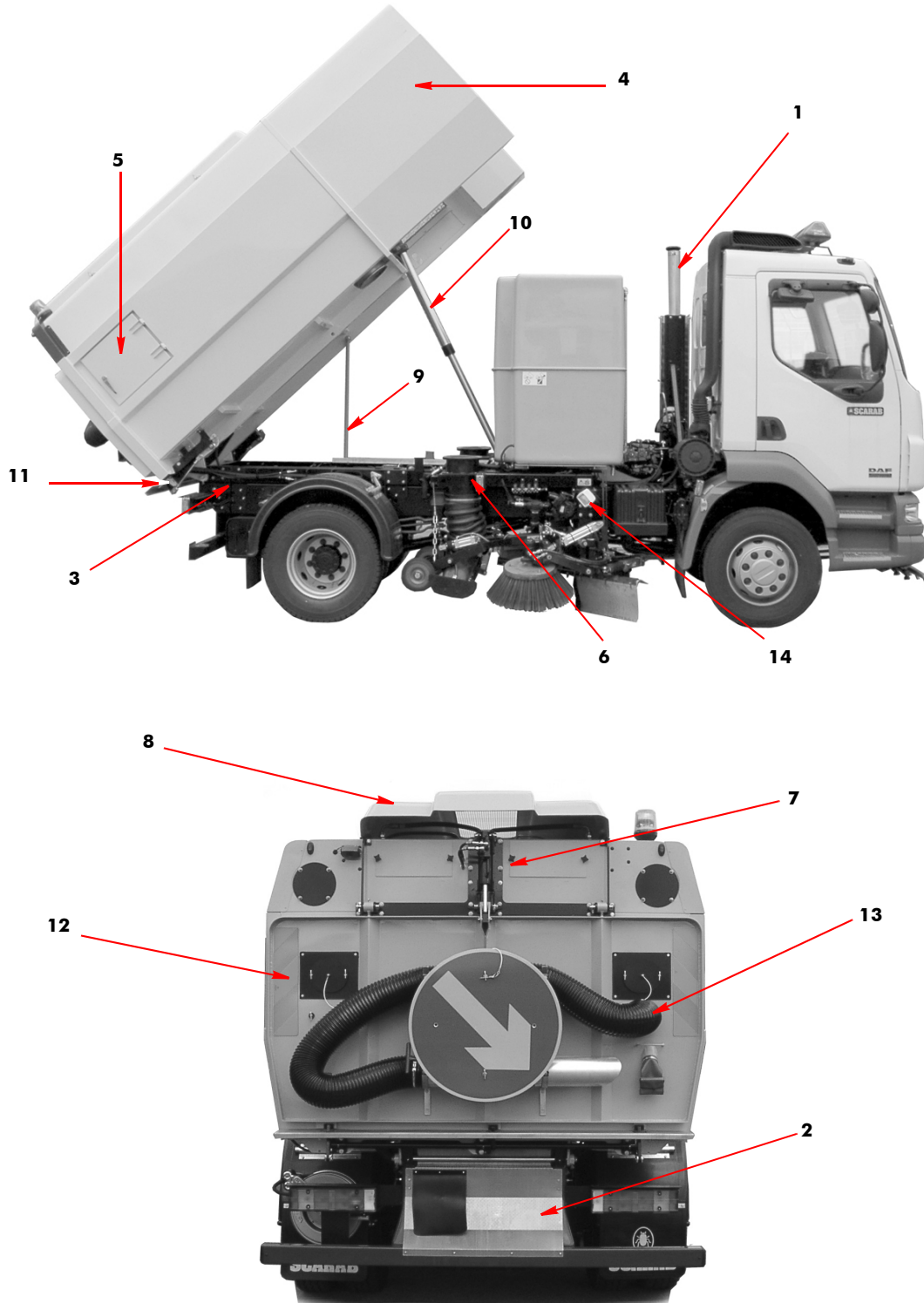
<i>Item</i>	<i>Part Number</i>	<i>Description</i>
<b>GENERAL ARRANGEMENT OF SUBFRAME, HOPPER &amp; GANTRY</b>		
1	See Note	. TYPICAL SUBFRAME ARRANGEMENT . . . . .Page C3
2	See Note	. REAR COVER/FUEL TANK ASSEMBLY . . . . .Page C3,9
3	See Note	. SUBFRAME ASSEMBLY . . . . .Page C3
4	025805	. HOPPER ASSEMBLY, MERLIN . . . . .Page C13
4	025811	. HOPPER ASSEMBLY, MAGNUM. . . . .Page C13
4	025522	. HOPPER ASSEMBLY, 8000 . . . . .Page C13
4	025685	. HOPPER ASSEMBLY, 8500 . . . . .Page C13
5		. SIDE-LOADING DOOR ASSEMBLY. . . . .Page C15
6		. SUCTION SPIGOTS . . . . .Page C5
7	026061	. HOPPER TOP COVER. . . . .Page C29
8	-----	. REAR DOOR RAM OPEN/CLOSE . . . . .Page C27
9		. HOPPER PROP . . . . .Page C11
10	024249	. HOPPER RAM . . . . .Page C5, Page F31
11		. REAR DOOR LOCK. . . . .Page C27
12		. REAR DOOR GENERAL ARRANGEMENT . . . . .Page C25
13	015033	. WANDER HOSE ASSEMBLY (STANDARD) . . . . .Page D21
13		. WANDER HOSE ASSEMBLY (BOOM TYPE) . . . . .Page D23
14		. WORKLIGHT . . . . .Page H3

**NOTE:**

The exhaust gantry and subframe assemblies, in particular, are items that vary, not only between Scarab models, but also between the different truck chassis' used. This situation is further complicated by the need to respond to specification changes introduced by the truck manufacturers'.

In the unlikely event that replacement of either of these assemblies is necessary, it is recommended that you contact your Scarab agent or our parts & service department directly, stating the type and serial number of your sweeper. This will enable us to correctly identify and despatch the appropriate assembly.

When ordering replacement parts, always give the machine's Serial Number and specify Part Number, Quantity & Description



When ordering replacement parts, always give the machine's Serial Number and specify Part Number, Quantity & Description





<i>Item</i>	<i>Part Number</i>	<i>Quantity</i>	<i>Description</i>
<b>SUBFRAME - GENERAL ARRANGEMENT</b>			
1	Typ	1	. Subframe
NI	Typ	1	. . Subframe Leg LH
NI	Typ	1	. . Subframe Leg RH
2	024992	2	. Mud flap, 'SCARAB'
2	030140	2	. , Mud flap, Wide 'SCARAB' (18/19 Tonne M/C's)
3	024993	2	. Clamp, Mud Flap
3	030187	2	. Clamp, Mud Flap, Wide (18/19 Tonne M/C's)
4	Typ	1	. Exhaust, Services Gantry
5	013065	1	. Hinge Pin, Hopper
6	020336	2	. . Bush, Hopper Hinge Pin
7	Typ	1	. Battery
8	013671	1	. Battery Clamp
9	022617	3	. Battery Bolt
10	Typ	1	. Battery Cover
11	000248	2	. Knob
12	Typ	1	. Rear Cover
13	027788/9	2	. Bracket, Rear Light
14	Typ	2	. Mudguard
15	Typ	4	. . Bracket, Mudguard
16	013403	4	. . Stay, Mudguard
NI	020836	2	. . Mudguard Support
17	Typ	2	Mirror

**NOTE:**

The construction of the subframe and relevant parts are dependent on the age of vehicle, type of chassis and the type of sweeping gear fitted.  
Please contact the parts department quoting your machine serial number before ordering any parts.

*Continued...*

When ordering replacement parts, always give the machine's Serial Number and specify Part Number, Quantity & Description



**SUBFRAME GENERAL ARRANGEMENT**

When ordering replacement parts, always give the machine's Serial Number and specify Part Number, Quantity & Description





<i>Item</i>	<i>Part Number</i>	<i>Quantity</i>	<i>Description</i>
<b>SUBFRAME - GENERAL ARRANGEMENT (Continued)</b>			
16	032627	1	Hopper Raised Sensor
17	032908	1	. Hopper raised Sensor Brkt ( <b>Merlin</b> )
17	032909	1	. Hopper raised Sensor Brkt ( <b>Magnum</b> )
18	Typ	2	Suction Spigot ..... Page D19
19	013601	As Req	. Seal, Spigot Ring
20	021716	1	Serial no & CE Plate
21	028127	1	Pipe Cover, Subframe ( <b>Merlin</b> )
21	028009	1	Pipe Cover, Subframe ( <b>Magnum</b> )
NI	028010	1	. Cover Support
22	020875	1	Hopper Prop ( <b>Merlin</b> ) ..... Page C11
22	013978	1	Hopper Prop ( <b>Magnum</b> ) ..... Page C11
22	030160	1	Hopper Prop Assembly (Automatic System) ..... Page C11
23	024249	1	HOPPER RAM ..... Page F31
NI	000241	1	. Pivot bolt M24 x 130mm, Hopper Ram
NI	000008	1	. Nut M24
NI	013714	2	. Spacer
24	028209	1	Switch Box, ( <b>External Hopper Up/Down and Door Open/Close</b> )
NI	023539	1	Switch Selector, ( <b>Wander boom</b> )
25	028307	1	Hand Pump - ( <b>From 8/02</b> ) ..... Page F21
NI	030103	1	. Handle (028307 Hand Pump)
NI	028395	1	. Slave Plate
NI	023007	1	. Handle (023006 Hand Pump)
NI	025129	1	. Hydraulic Pipe - Hand Pump ( <b>Magnum</b> )
NI	025194	1	. Hydraulic Pipe, Hand Pump ( <b>Merlin</b> )
NI	024035	1	Gearbox Guard Universal

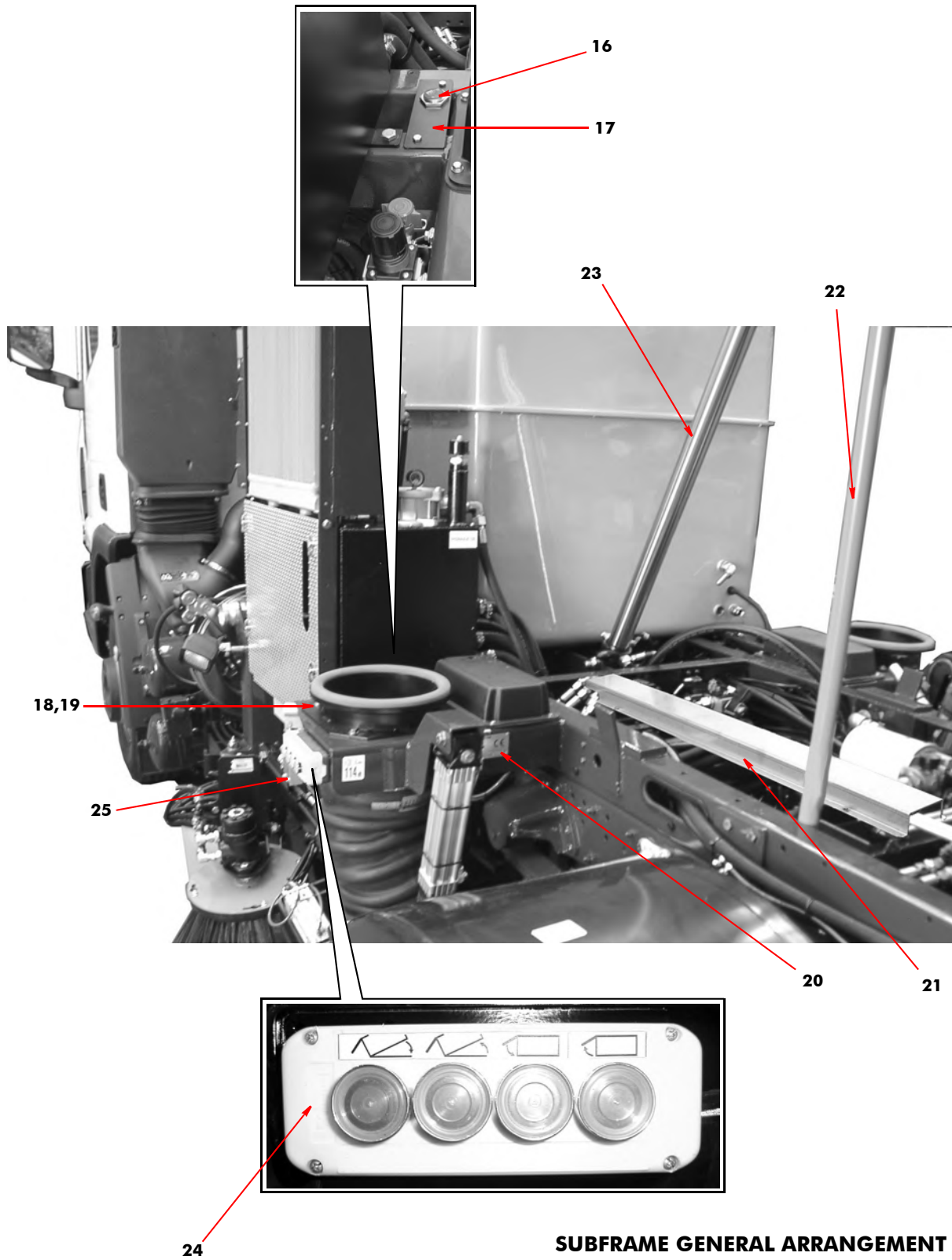
**NOTE:**

The construction of the subframe and relevant parts are dependent on the age of vehicle, type of chassis and the type of sweeping gear fitted.  
Please contact the parts department quoting your machine serial number before ordering any parts.

When ordering replacement parts, always give the machine's Serial Number and specify Part Number, Quantity & Description



**C**



**SUBFRAME GENERAL ARRANGEMENT**

When ordering replacement parts, always give the machine's Serial Number and specify Part Number, Quantity & Description




<i>Item</i>	<i>Part Number</i>	<i>Quantity</i>	<i>Description</i>
<b>OIL COOLER &amp; HYDRAULICS GANTRY</b>			
1	028754	1	Oil Cooler Frame . . . . . Page F1
2	024838	1	. Oil Cooler Leg
NI	025383	1	. Cover, hydraulic tank & valves
3	012253	4	. . Antiluce, Small
4	022326	1	. Oil Cooler
NI	020883	1	. Brkt, Fan Mounting

**NOTE:**

The construction of the subframe and relevant parts are dependent on the age of vehicle, type of chassis and the type of sweeping gear fitted.  
 Please contact the parts department quoting your machine serial number before ordering any parts.

When ordering replacement parts, always give the machine's Serial Number and specify Part Number, Quantity & Description





**C**

**OIL COOLER & HYDRAULICS GANTRY**

When ordering replacement parts, always give the machine's Serial Number and specify Part Number, Quantity & Description



<i>Item</i>	<i>Part Number</i>	<i>Quantity</i>	<i>Description</i>
<b>SUB FRAME - FUEL TANK VARIANTS</b>			
1	Typ	1	Fuel Tank
2	Typ	1	. Rubber Fuel Filler Cover
3	Typ	1	. Fuel Filler Cover Clamp Plate
NI	Typ	1	. Fuel Tank Sender
NI	Typ	1	. Fuel Tank Sender Gasket
NI	Typ	1	. Filler Cap

**NOTE:**

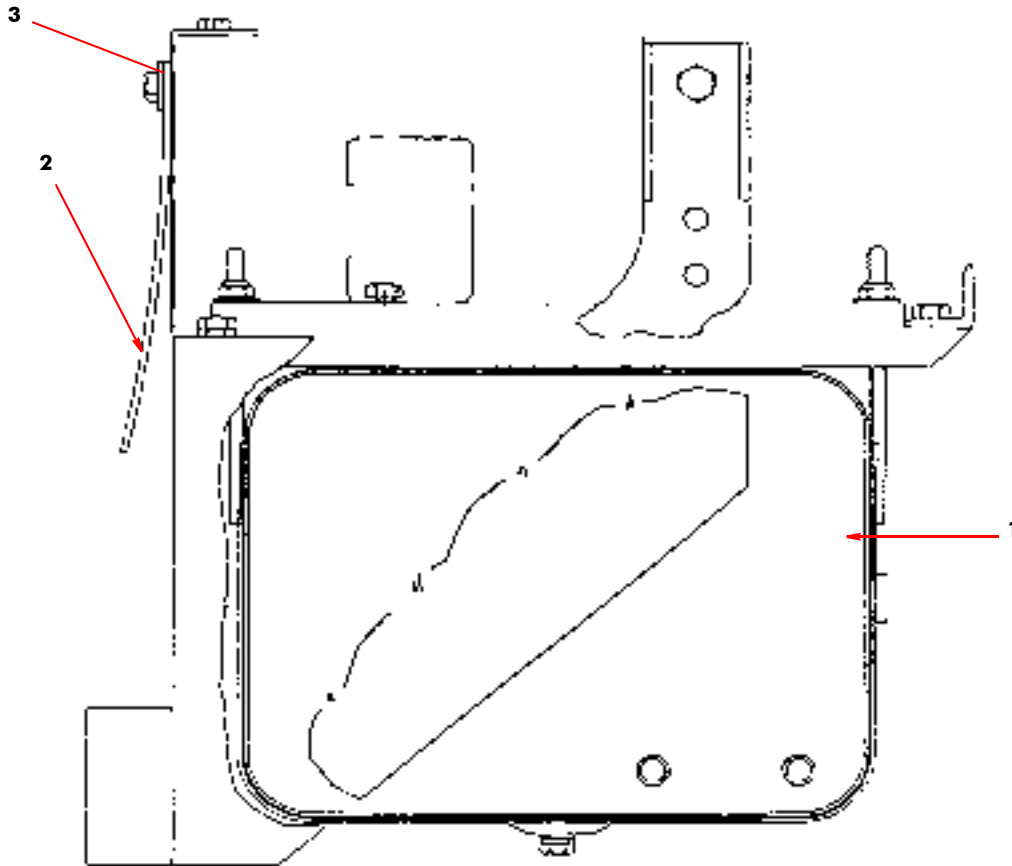
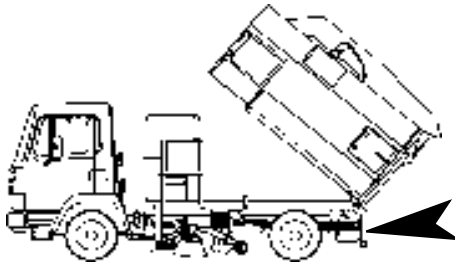
The construction of the subframe and relevant parts are dependent on the age of vehicle, type of chassis and the type of sweeping gear fitted.

Please contact the parts department quoting your machine serial number before ordering any parts.

When ordering replacement parts, always give the machine's Serial Number and specify Part Number, Quantity & Description



**C**



**FUEL TANK VARIANTS**

When ordering replacement parts, always give the machine's Serial Number and specify Part Number, Quantity & Description



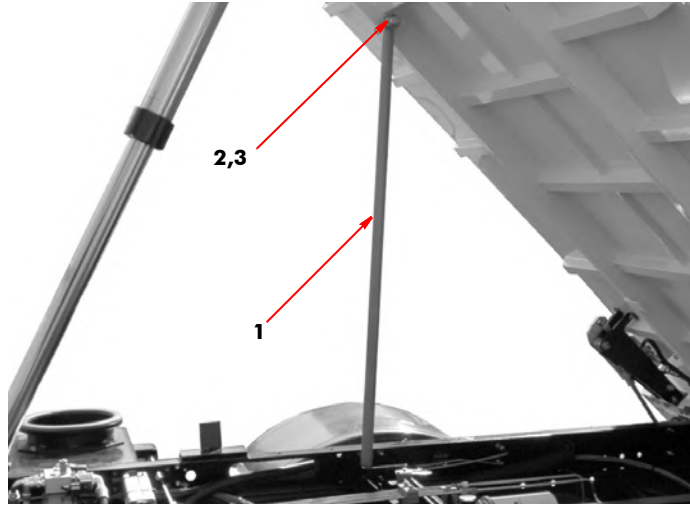
<i>Item</i>	<i>Part Number</i>	<i>Quantity</i>	<i>Description</i>
<b>MANUAL HOPPER SAFETY PROP</b>			
1	020875	1	Hopper Prop, <b>Merlin</b>
1	013978	1	Hopper Prop, <b>Magnum</b>
2	011083	1	. Mounting Bolt, 1" x 6" UNF
3	011062	1	. Mounting Nut, 1" UNF

<i>Item</i>	<i>Part Number</i>	<i>Quantity</i>	<i>Description</i>
<b>AUTOMATIC HOPPER SAFETY PROP ASSEMBLY - OPTION</b>			
1	030380	1	Hopper Prop <b>MERLIN</b>
1	030099	1	Hopper Prop <b>MAGNUM</b>
	000316	1	. Bolt, hex hd, 1"UNF x 7" long
2	030156	1	. CYLINDER, PNEUMATIC 40 X 250Page G13
3	030100	1	. . Brkt, Air Cylinder
4	030377	1	. . . Ram Mounting Catch Pocket <b>MERLIN</b>
4	030101	1	. . . Ram Mounting Catch Pocket <b>MUGNUM</b>
5	023111	1	. . Bellows, cylinder
6	030225	1	. . Switch, proximity
7	030379	1	. . . Mounting, switch <b>MERLIN</b>
7	030226	1	. . . Mounting, switch <b>MAGNUM</b>
	011415	2	. . . . Bolt, hex hd, M8 x 80 mm long
	011073	2	. . . . Nut, hex, Nyloc M8
8	030378	1	. . Proximity Actuator Brkt <b>MERLIN</b>
8	030174	1	. . Proximity Actuator Brkt <b>MAGNUM</b>
	000221	2	. . . Bolt, hex hd, M6 x 80 long
	011071	2	. . . Nut, hex Nyloc M6
9	030158	1	. . Switch, proximity
10	030159	1	. . Mounting, switch
	011067	2	. . . Setscrew, hex, M6 x 20 mm long
	011071	2	. . . Nut, hex Nyloc M6
	000191	2	. . . Cap screw, skt hd, M4 x 25 mm long
	000134	2	. . . Nut, hex, Nyloc M4
11	024650	As Req	. . Air Pipe

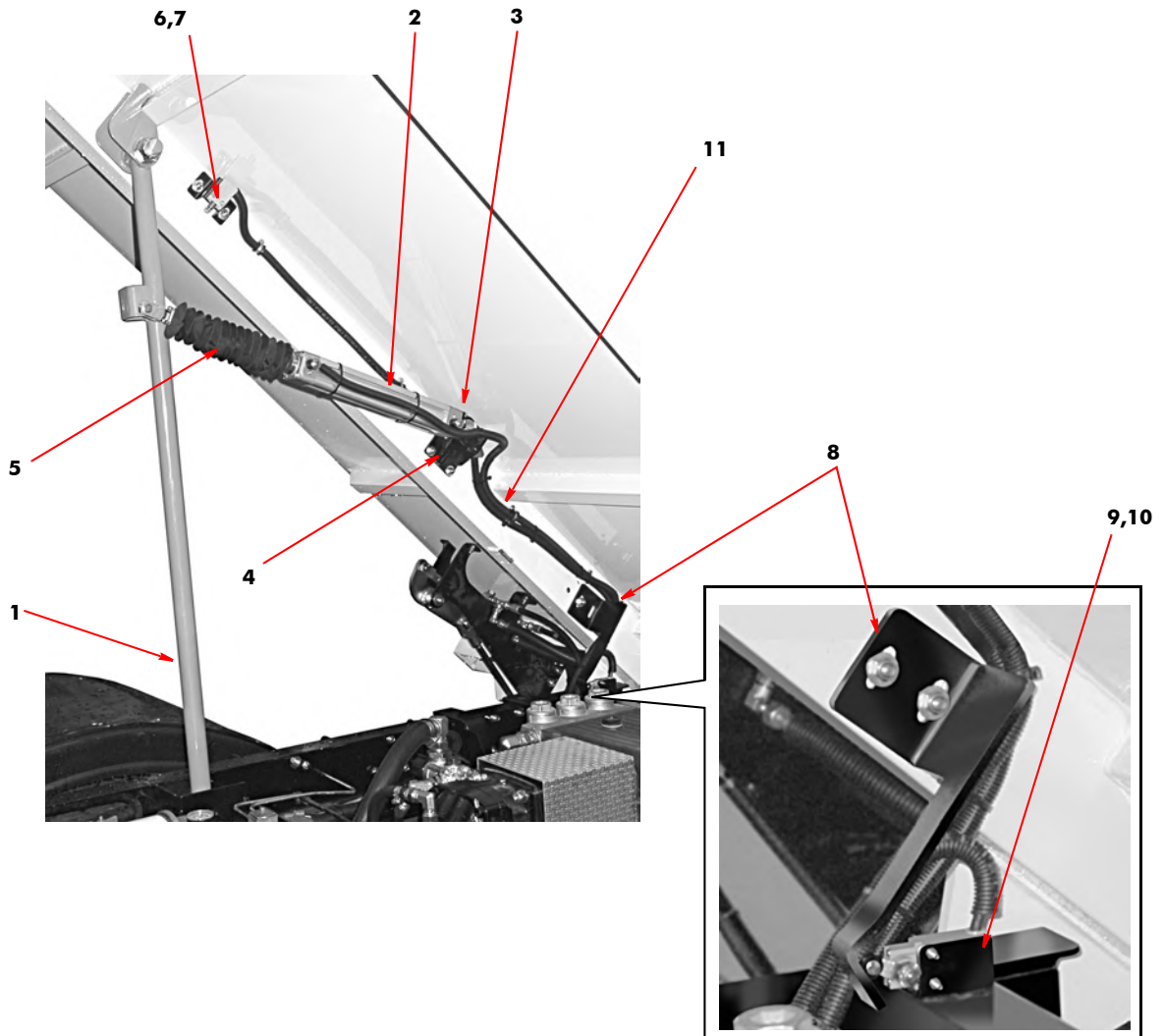
**NOTE:**

For hopper ram assemblies please go to hydraulic section Page F31.

When ordering replacement parts, always give the machine's Serial Number and specify Part Number, Quantity & Description



**MANUAL HOPPER PROP**



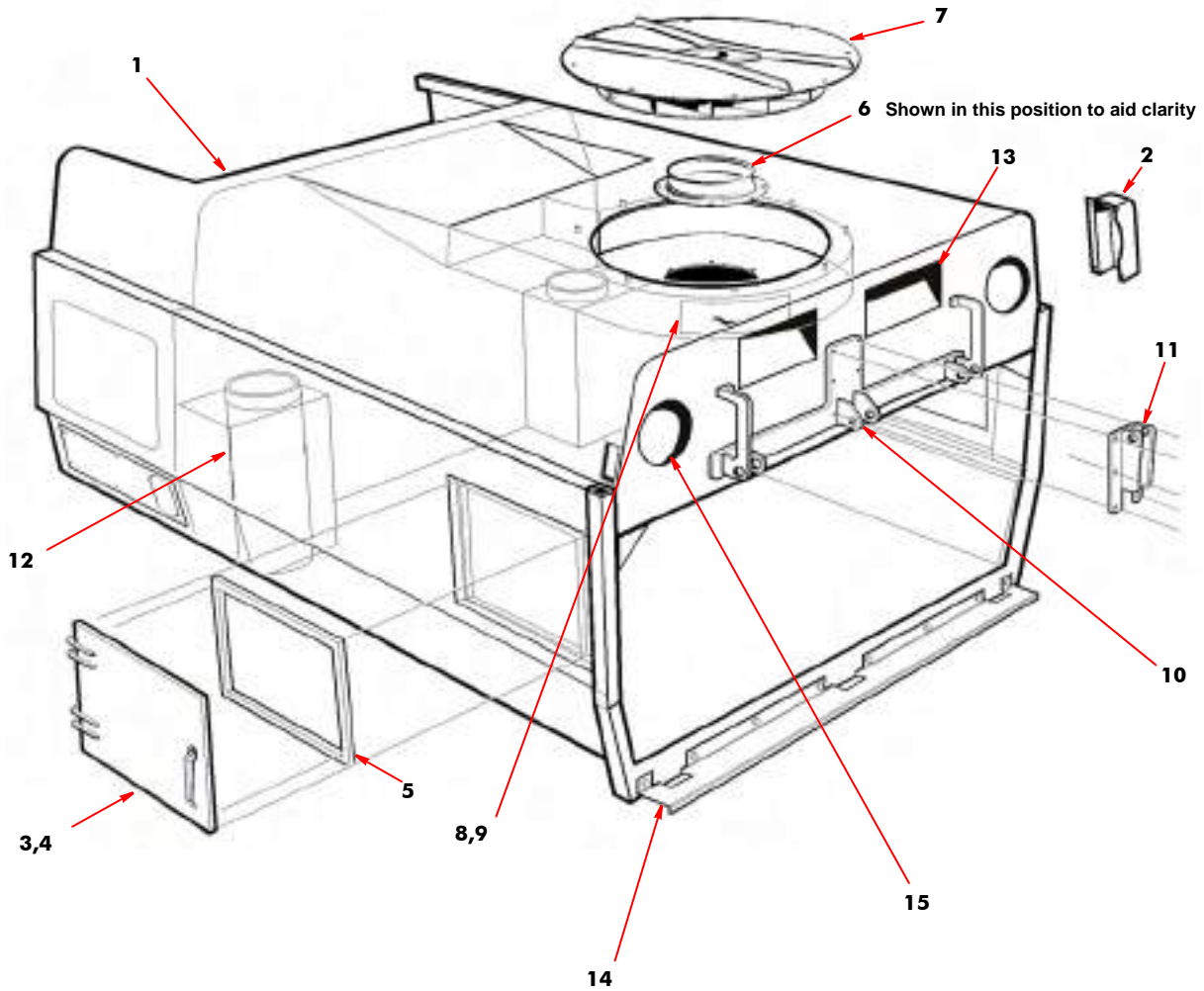
**AUTOMATIC HOPPER PROP ASSEMBLY**

When ordering replacement parts, always give the machine's Serial Number and specify Part Number, Quantity & Description



<i>Item</i>	<i>Part Number</i>	<i>Quantity</i>	<i>Description</i>
<b>HOPPER - GENERAL ARRANGEMENT</b>			
1	Typ	1	Hopper Assembly
2	024789	1	. . Capping, RH. <b>Merlin</b>
2	025766	1	. . Capping, RH. <b>Magnum, 80 &amp; 85</b>
NI	024784	1	. . Capping, LH. <b>Merlin</b>
NI	025767	1	. . Capping, LH. <b>Magnum, 80 &amp; 85</b>
3	028054	2	. DOOR, SIDE-LOADING HATCH, STANDARD . . . . .Page C15
4	027933	2	. . HANDLE, SIDE DOOR . . . . .Page C15
	027934	2	. . . Bolt, Handle
	027937	2	. . . Nut, Handle
5	013599	1	. . Seal, Side Door
NI	Typ	1	. REAR DOOR . . . . .Page C25
	013073	1	. . Spacer
6	024790	1	. Cone, Inlet, Suction Fan Fitted from Within Hopper)
7	025564	1	. SUCTION FAN ASSEMBLY . . . . .Page C23
8	013045	1	. Cover Plate, Fan Housing
	000248	2	. . Plastic Knob
9	010502	1	. . Handle
10	024345	1	. Plate, Hinge, Rear Door
10	025661	1	. Plate, Hinge, Rear Door, <b>80/85</b>
11	024346	1	. Mounting, Adjustable, Rear Door Ram
11	025660	1	. Mounting, Adjustable, Rear Door Ram <b>80/85</b>
NI	024885	1	. . RAM, ASSEMBLY, REAR DOOR OPENING . . . . .Page C27
NI	013514	1	. Scraper, Suction Fan Cleaning
NI	013631	2	. . Clip, Plastic, Firtree
12	-----	2	. DEFLECTOR, SUCTION TUBE . . . . .Page C17
13	024773	2	. Cover Plate, Rear, Hopper Top
	000248	2	. . Plastic Knob
14	Typ	1	. Chute, Discharge
15	025486	2	. Cover, Wander Boom Aperture (1 Only Required if Boom is Fitted)

When ordering replacement parts, always give the machine's Serial Number and specify Part Number, Quantity & Description



**A TYPICAL HOPPER ARRANGEMENT**  
SCREENS & REAR DOOR OMITTED TO AID CLARITY

When ordering replacement parts, always give the machine's Serial Number and specify Part Number, Quantity & Description



<i>Item</i>	<i>Part Number</i>	<i>Quantity</i>	<i>Description</i>
<b>DOOR &amp; HANDLE ASSEMBLY - SIDE-LOADING HATCH</b>			
1	028054	1	Door, Side Loading, Universal (Standard)
1	031327	1	Door, Side Loading with Wander Hose Connecting Point LH (Option)
1	031328	1	Door, Side Loading with Wander Hose Connecting Point RH (Option)
2	027932	1	Striker
3	027933	1	Handle
4	027934	1	Spindle, Door Catch
5	027935	1	Bearing, Door Catch
6	027936	1	Door Catch
	027937	2	Backnut $\frac{3}{4}$ " BSP
	011019	1	Bolt M8 x 90 mm
	011073	1	Nut, nyloc M8
7	035427	1	Handle Stop LH
7	035428	1	Handle Stop RH

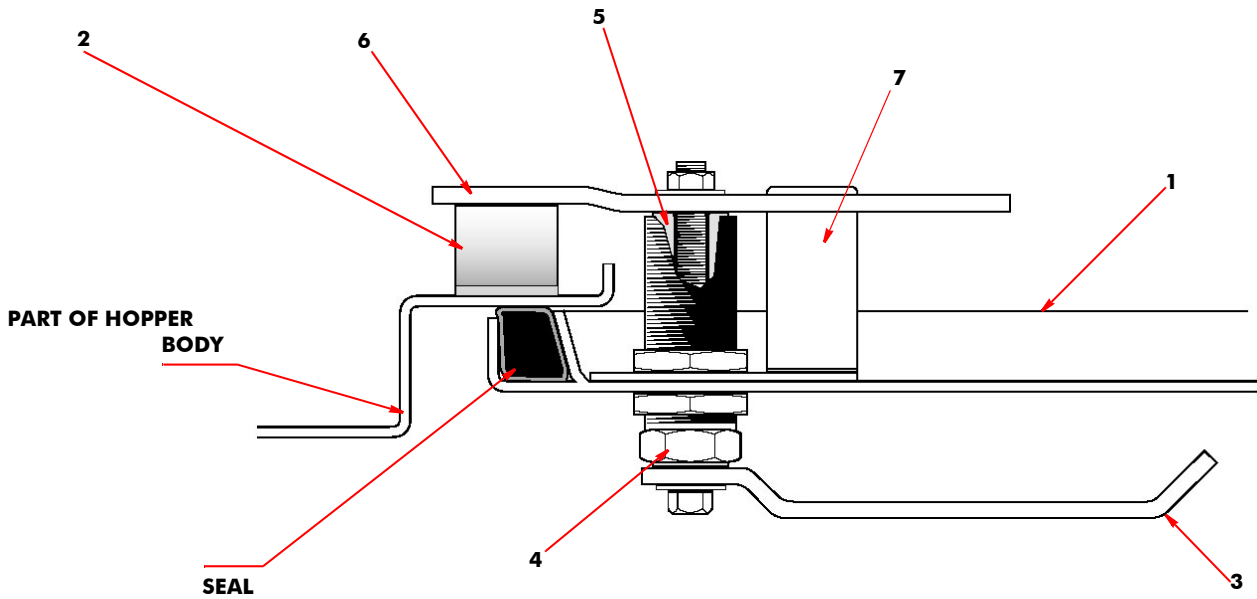
<i>Item</i>	<i>Part Number</i>	<i>Quantity</i>	<i>Description</i>
<b>HOPPER TOOL LOCKER - (OPTION)</b>			
1	031487	1	Ancillary Tool Locker
2	031489	1	. Locker Door
3	033115	1	. Locking Latch
NI	033114	2	. Gas Strut

When ordering replacement parts, always give the machine's Serial Number and specify Part Number, Quantity & Description

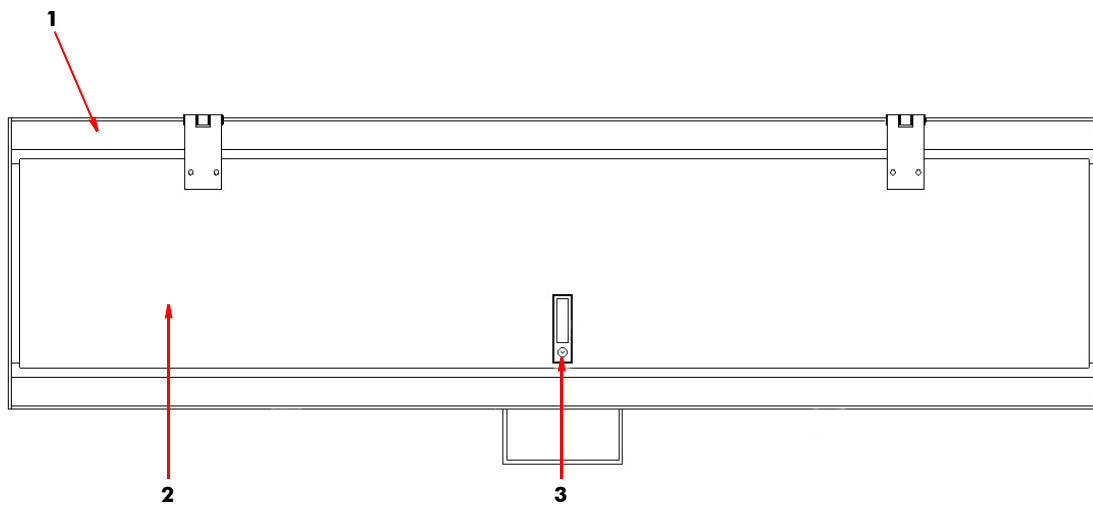




**C**



**DOOR CATCH ASSEMBLY  
SIDE-LOADING HATCH**



**HOPPER TOOL LOCKER  
(OPTION)**


When ordering replacement parts, always give the machine's Serial Number and specify Part Number, Quantity & Description



<i>Item</i>	<i>Part Number</i>	<i>Quantity</i>	<i>Description</i>
<b>HOPPER INTERNAL COMPONENTS MERLIN/MAGNUM</b>			
1	024790	1	. Cone, Inlet, Suction Fan
2	022644	2	. Deflector, Universal ⊗
2	023208	2	. Deflector, Universal ( <b>Shot Peen</b> ) *
	011055	2	. . Bolt, Hex Hd, M12 x 65 mm long
	011051	4	. . Bolt, Hex Hd, M12 x 25 mm long
3	025435	2	. ⊗Suction Tube 750 mm ( <b>Merlin</b> )
3	025401	2	. ⊗Suction Tube 850 mm ( <b>Magnum</b> )
3	025665	2	. ⊗Suction Tube 925 mm ( <b>Magnum 8000 &amp; 8500</b> )
3	024735	2	. ⊗Suction tube 600 mm ( <b>Magnum 8000</b> )
4	030541	1	DEFLECTOR FLAP ASSEMBLY . . . . .Page C19
5	024668	1	. Screen, Filter
6	028052	1	. . Safety Brkt
7	028265	1	. . Screen Handle Catch
8	028053	1	. . Safety Link
9	025245	3	. . Hinge Points
10	027936	2	DOOR LOCKING CATCH. . . . .Page C15
11	033618	1	Screen Shaker Vibrator
12	033620	1	. Control Button Mounting Brkt
13	033620	1	Control Button

⊗ These item are also supplied lined with a PU compound. Contact Scarab parts department quoting the machine serial number when ordering.

When ordering replacement parts, always give the machine's Serial Number and specify Part Number, Quantity & Description



**HOPPER INTERNAL COMPONENTS**

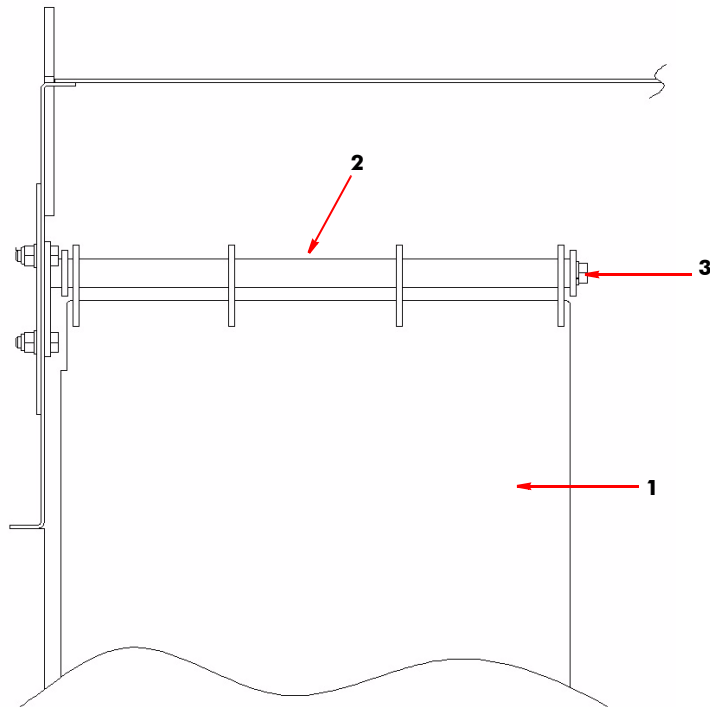
When ordering replacement parts, always give the machine's Serial Number and specify Part Number, Quantity & Description



<i>Item</i>	<i>Part Number</i>	<i>Quantity</i>	<i>Description</i>
	<b>030541</b>		<b>DEFLECTOR FLAP ASSEMBLY</b>
1	030535	1	. Flap ⊗
2	030536	1	. Mounting Bar
	011032	3	. . Hex, Setscrew M10 x 30 mm long
	011075	3	. . Nut, Nyloc M10
	011094	3	. . Washer 10 mm
3	030537	1	. Locking Ring
	011031	1	. . Hex, Setscrew M10 x 25 mm long
	011095	1	. . Washer, Spring 10 mm

⊗ These item are also supplied lined with a PU compound. Contact Scarab parts department quoting the machine serial number when ordering.

When ordering replacement parts, always give the machine's Serial Number and specify Part Number, Quantity & Description



**C**

**DEFLECTOR FLAP ASSEMBLY**

When ordering replacement parts, always give the machine's Serial Number and specify Part Number, Quantity & Description




<i>Item</i>	<i>Part Number</i>	<i>Quantity</i>	<i>Description</i>
	<b>024793</b>		<b>AUTO BLANKING - ARRANGEMENT (DUAL)</b>
1	021514	2	. ØFlap Lid Blanking
2	021164	2	. . Flap Pivot
NI	010903	1	. . . Grease Nipple, Straight, 1/8" BSP
3	024772	2	. . Flap Lever
NI	013488	2	. . . Bush
4	021467	2	. CYLINDER, PNEUMATIC, 40 X 125 . . . . .Page G11
5	024646	1	. . Elbow, 6 mm x 1/4" BSP
NI	021158	1	. . Regulator, Air Flow
6	014457	1	. . Bracket, Cylinder Mounting
7	021163	1	. . . Pivot, Cylinder
NI	021560	1	. . Seal Kit (Pneumatic Cylinder 021467)
8	014469	1	. . Clevis M12 x 1.25
9	023270	1	. . . Pin, Clevis
10	023269	1	. . . Safety Fastener
NI	002010	2	Plug, 1/8" BSP, Skt.
11	024650	As Req	. Tubing, Air, Flexible Nylon, 6 mm Superflex
12	021517	1	Flap Arm L.H.
NI	021518	1	Flap Arm R.H.
NI	025486	1	Cover Plate, (Located in Storage Locker, to Protect Wander Hose)

\* These item are also supplied lined with a PU compound. Contact Scarab parts department quoting the machine serial number when ordering.

**NOTE:**


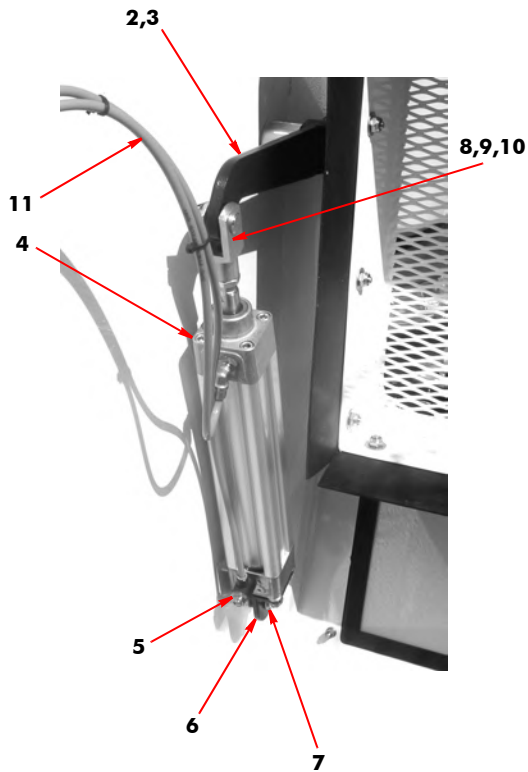
Items Listed in the Foregoing Parts List are Identical for Both LH and RH Blanking Assemblies, Except where Identified Specifically to One Side Only.

**AUTO-BLANKING RAMS**

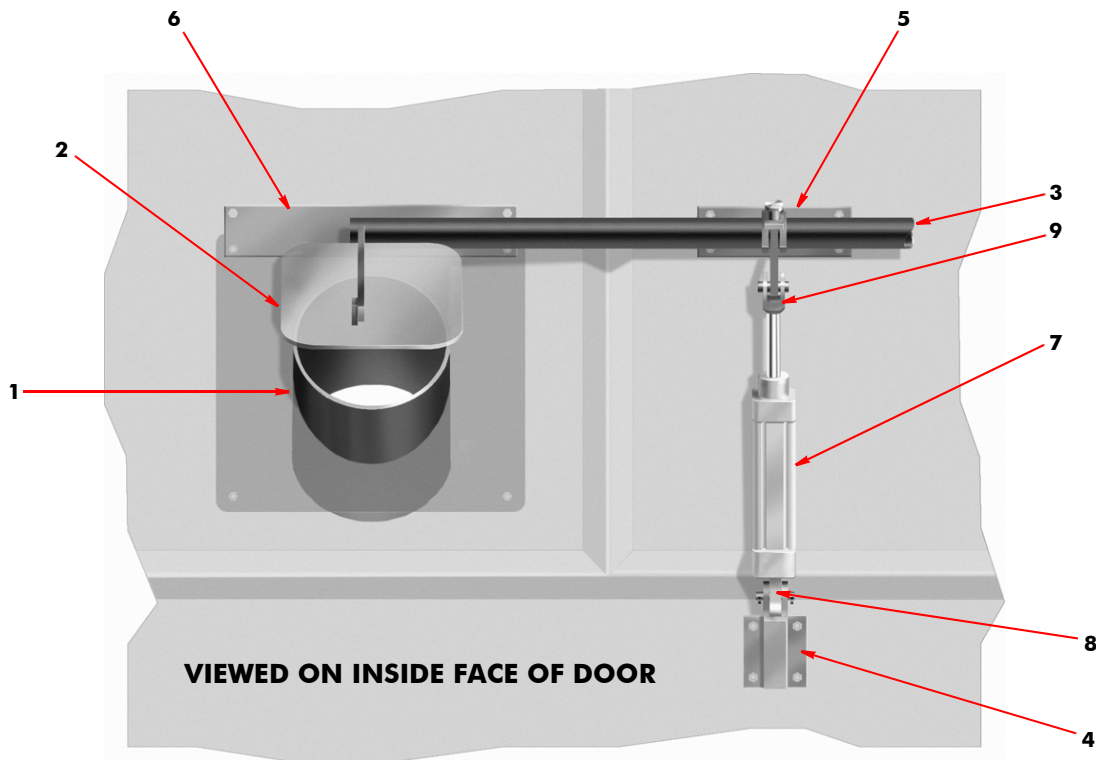


<i>Item</i>	<i>Part Number</i>	<i>Quantity</i>	<i>Description</i>
	<b>027736</b>		<b>REAR DOOR AUTOBLANKING ASSEMBLY - OPTION</b>
1	027674	2	Hose Spigot Plate
2	027675	2	. Flap Plate
3	027802	1	. Pivot Bar
4	027679	1	. Ram Brkt
5	027737	1	. Adjuster Brkt
6	027738	2	. Pivot Brkt
7	020602	1	. CYLINDER, PNEUMATIC 40 mm X 125 mm. . . . .Page G13
8	014457	1	. . Ram Brkt
9	014469	1	. . Clevis M12 x 1.25

When ordering replacement parts, always give the machine's Serial Number and specify Part Number, Quantity & Description



**AUTOBLANKING ARRANGEMENT**  
Left Hand shown RH Similar



**VIEWED ON INSIDE FACE OF DOOR**

**REAR DOOR AUTOBLANKING ASSEMBLY**  
Right Hand inlet shown LH Similar

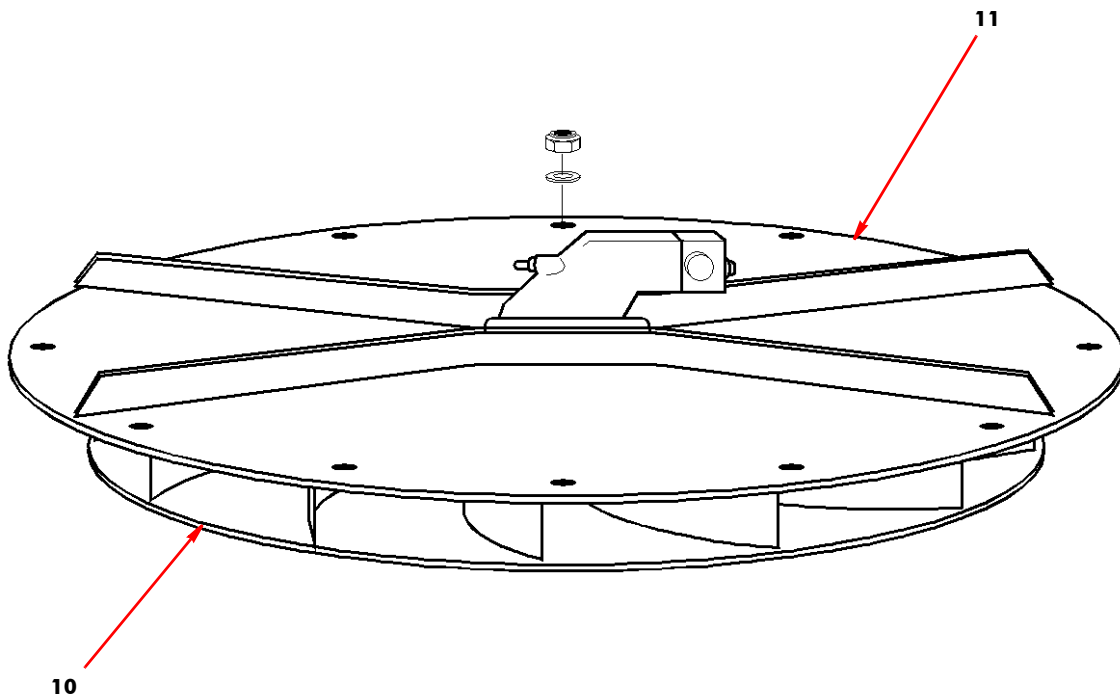

When ordering replacement parts, always give the machine's Serial Number and specify Part Number, Quantity & Description



<i>Item</i>	<i>Part Number</i>	<i>Quantity</i>	<i>Description</i>
<b>SUCTION FAN ARRANGEMENT</b>			
NI	025564	1	. FAN MOTOR ASSEMBLY (as 025564 + items marked *)
1	024641	1	. . MOTOR, VOAC F12-030-MF-CH-K . . . . . Page F25
NI	024791	1	. . . Cap Washer, Voac Motor
NI	011052	1	. . . Bolt, Hex, M12 x 30 mm Long
NI	027237	1	. . . Seal Kit, for 024641 Voac Fan Motor
NI	000048	4	. . . Screw, Skt Hd, M10 x 80 mm Long
NI	011095	4	. . . Washer. Spring 10 mm
2	025390	1	. . Valve Block
3	011151	2	. . Adaptor, Straight, $\frac{3}{4}$ " BSP
4	011155	2	. . Seal, Dowty, $\frac{3}{4}$ " BSP
5	011248	1	. . . Adaptor, M18 x $\frac{3}{8}$ " BSP
6	011247	1	. . . Seal, Dowty, M18
NI	011172	1	. . Elbow, Swivel, $\frac{3}{8}$ " BSP <b>(Magnum only) *</b>
7	010921	1	. . Hose Stem $\frac{3}{8}$ " x $\frac{3}{8}$ " BSP
	010928	1	. . Nut, Hex, Brass, $\frac{3}{8}$ " BSP/
8	002076	1	. . Plug M12 x 1 <b>(MERLIN, 80 &amp; 85 Only)</b>
9	025184	1	. . Speed Sensor (Green lead)
10	025241	1	. Impellor
11	024679	1	. Fan Plate
	000280	16	. . Bolt M10 x 25 mm
	011424	16	. . Washer, 10 mm $\frac{3}{8}$ "
	011075	16	. . Nut, Hex, M10, Nyloc

When ordering replacement parts, always give the machine's Serial Number and specify Part Number, Quantity & Description





**SUCTION FAN ARRANGEMENT**

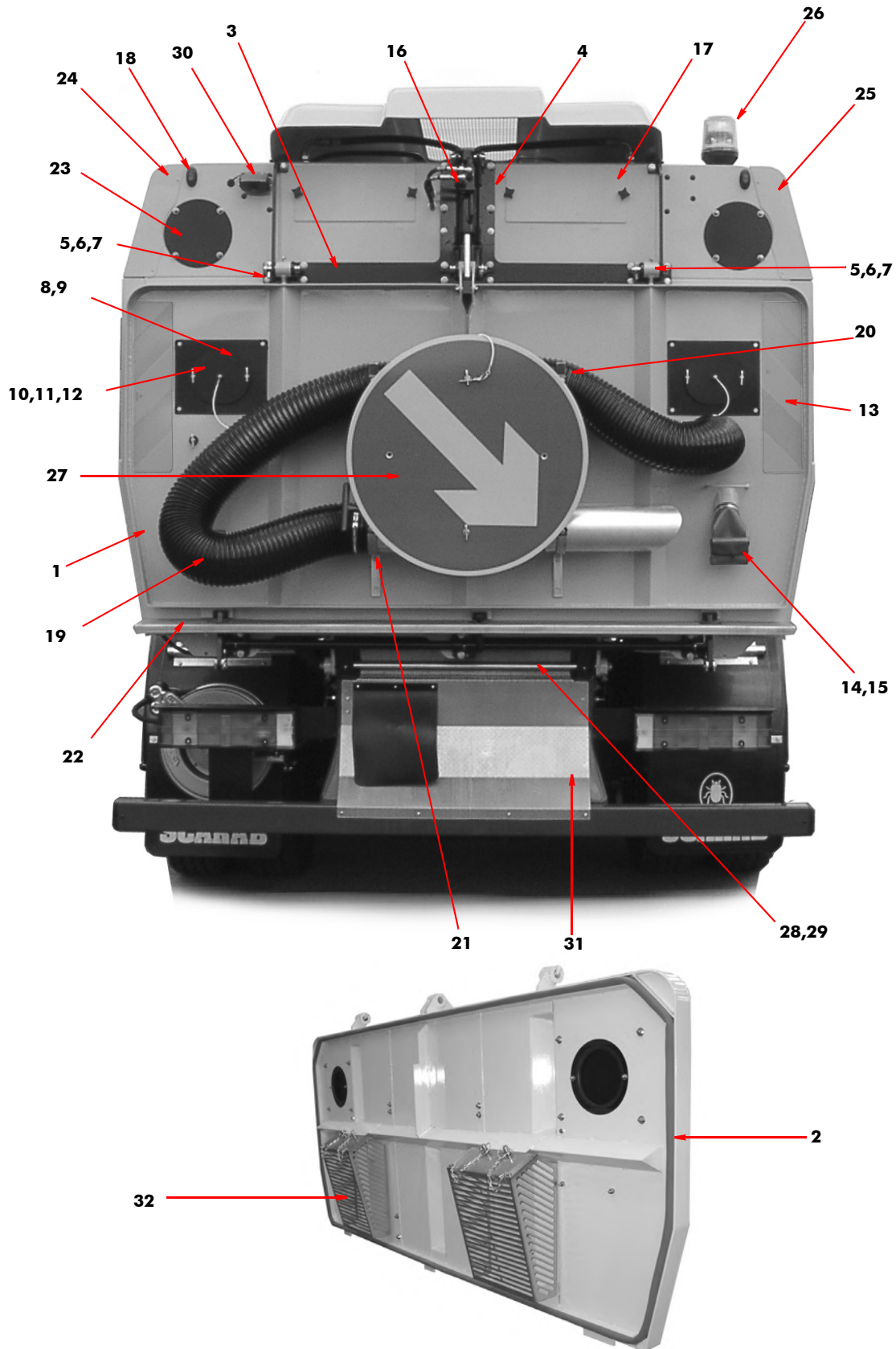
When ordering replacement parts, always give the machine's Serial Number and specify Part Number, Quantity & Description





<b>Item</b>	<b>Part Number</b>	<b>Quantity</b>	<b>Description</b>
<b>HOPPER REAR &amp; REAR DOOR ARRANGEMENT</b>			
1	023012	1	. Rear Door, MERLIN / 3001-6001 / 3501 - 6501
1	027902	1	. Rear Door, MAGNUM / 7001 / 7501
1	025511	1	. Rear Door, MAGNUM / 8001 / 8501
2	010544	1	. . . Seal, Rear Door, Merlin / 3001-6001 / 3501-6501
2	030481	1	. . . Seal, Rear Door, Magnum / 7001 / 7501
2	030806	1	. . . Seal, Rear Door, Magnum Plus / 8001 / 8501
3	024345	1	. Hinge Plate, Adjustable, Merlin/Magnum (Used with Item 15)
3	025660	1	. Hinge Plate, Adjustable, Magnum Plus / 8001 / 8501
4	024346	1	. Plate Mounting, Adjustable Ram Mount, Merlin/Magnum
4	025661	1	. Plate Mounting, Adjustable Ram Mount, Magnum Plus/80-85
	011033	6	. . Setscrew, Hex Hd, M10 x 35 mm Long
5	013051	3	. . Hinge Pin, Outer
6	013053	1	. . . Linch Pin
7	010902	1	. . . Grease Nipple 1/8" BSP x 90 mm Long
8	023009	2	. Plate, Mounting, Wander Hose
	011010	8	. . Setscrew, Hex Hd, M8 x 25 mm Long
	011073	8	. . Nut, Nyloc M8
9	012253	2	. . . Antiluce, Small
NI	025222	As Req	. . Seal, Titanfast, Section DX78
10	012486	2	. . Cap Plate
11	020711	2	. . . Leash Cable
	011012	1	. . . . Setscrew, Hex Hd, M8 x 30 mm Long
	011078	1	. . . . Nut, Hex, 2 BA, Nyloc
12	012253	4	. . Antiluce, Small, Cap Plate Stowage
NI	021979	1	. . . Rubber Washer, Thick
13	022389	2	. . Marker Plates, Vehicle Rear
14	010998	2.50	. . Hose, Layflat
15	012931	1	. . . Hose Clip, Worm Drive
16		1	. RAM ASSEMBLY, REAR DOOR OPENING . . . . . Page C27
NI	025200	1	. CATCH ASSEMBLY, REAR DOOR LOCKING . . . . . Page C27
17	024773	2	. Cover Plate, Fan Access
	000248	4	. . Grip Nut, with brass insert
18	030773	2	Marker Light, Red LED Type (Rear Boom Machines see Below)
18	024615	2	Marker Light (Rear Boom Machines Only)
19	015033	1	. WANDER HOSE ASSEMBLY . . . . . Page D21
20	010245	2	. . Hook, Upper-mounting, Wander Hose
	011011	4	. . . Setscrew, Hex Hd, M8 x 25 mm Long
21	022747	2	. . Hook, Lower-mounting, Wander Hose
	011011	4	. . . Setscrew, Hex Hd, M8 x 25 mm Long
22	028980	1	Chute, Discharge, (Merlin) (DDD Merc Atego 1018 use 030210)
22	028937	1	Chute, Discharge, (Magnum) (DDD Renault Premium use 030209)
22	030041	1	Chute, Discharge, (8000/8500) (DDD Renault Premium use 030208)
23	025486	2	. Plate, Cover, Rear Wander Boom Aperture
24	024784	1	. Capping, LH 5.5 Body
24	025767	1	. Capping, LH 6.5 / 7.5 Body
25	024789	1	. Capping, RH 5.5 Body
25	025766	1	. Capping, RH 6.5 / 7.5 Body
26	014064	As Req	Beacon, 24 Volt
NI	011497	As Req	. Bulb, Spare
27	026694	1	Direction Sign Assembly 750 mm (Option)
28	013065	1	Hinge Pin, hopper
29	020336	2	. Bush
30	030473	1	Camera, CCTV (Option)
31	-----	1	Rear Cover (refer to Scarab Parts Dept, stating M/c Serial No.)
32	022292	2	Strainers - Rear Door (Option)

When ordering replacement parts, always give the machine's Serial Number and specify Part Number, Quantity & Description



**HOPPER REAR & REAR DOOR ARRANGEMENT**

When ordering replacement parts, always give the machine's Serial Number and specify Part Number, Quantity & Description



Item	Part Number	Quantity	Description
<b>RAM ARRANGEMENT, REAR DOOR OPENING</b>			
1	024346	1	. Mounting Plate, Adjustable, Door Ram, (Merlin/Magnum)
1	025661	1	. Mounting Plate, Adjustable, Door Ram, (Magnum Plus/80/85)
	011037	6	.. Setscrew, Hex Hd, M10 x 65 mm Long
2	022511	1	.. Ram, Hydraulic
NI	022777	1	... Seal Kit, for Ram 022511
3	022558	1	... Pin, Upper
	011102	4	.... Washer, 20 mm
	011122	2	.... Split Pin, $\frac{3}{16}$ " x $1\frac{1}{2}$ "
4	014038	1	... Pin, Lower
	011102	2	.... Washer, 20 mm
	011122	2	.... Split Pin, $\frac{3}{16}$ " x $1\frac{1}{2}$ "
5	024884	1	.. Valve, Hydraulic, Load Check
6	011317	2	.. Hose Assembly, $\frac{1}{4}$ " BSP x 295 mm Long
7	011269	1	... Adaptor, bulkhead, $\frac{1}{4}$ " BSP
8	011158	2	... Adaptor, $\frac{1}{4}$ " BSP
9	011152	2	.... Seal, Dowty $\frac{1}{4}$ " BSP

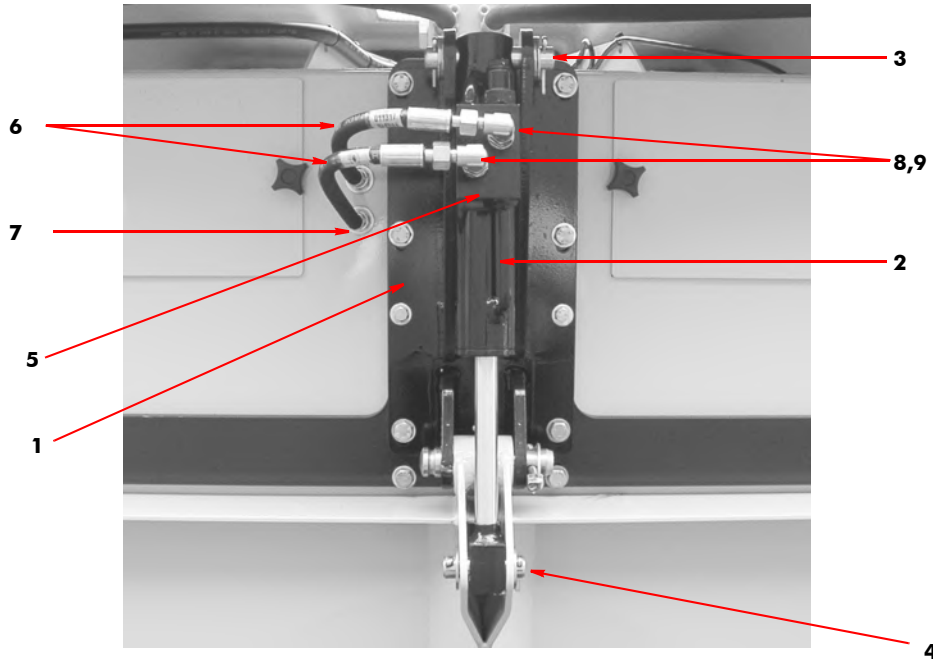
Item	Part Number	Quantity	Description
<b>REAR DOOR LOCKING ASSEMBLY (DUAL LOCKING)</b>			
1	022343	1	. Side Plate Rear Door Clamp LH, (Merlin)
1	027903	1	. Side Plate Rear Door Camp LH, (Magnum/80/85)
2	022342	1	. Side Plate Rear Door Clamp RH, (Merlin)
2	027904	1	. Side Plate Rear Door Clamp RH, (Magnum/80/85)
3	022350	2	.. Ram
4	022451	2	... Spacer
	011133	2	... Bolt M16 x 100 mm
	011060	2	... Nut, Nyloc M16
5	014469	2	... Clevis M12
6	023270	2	.... Pin, Clevis
7	023269	2	..... Clip
	000211	1	... Nut M12 x 1.25
8	002017	1	... Adaptor, Banjo, $\frac{1}{4}$ " BSP
9	024999	2	. Operating Lever
10	013488	4	.. Bush
11	022451	6	.. Spacer
	000139	2	... Bolt M12 x 90 mm
	011077	2	... Nut, Nyloc M12
12	020299	4	.. Clevis M16
13	022673	4	... Pin, Clevis
14	022674	4	.... Clip
	000138	4	Nut, M16 x 1.5
16	030996	1	. Door Catch Assembly, (Merlin)
16	027908	1	. Door Catch Assembly, (Magnum)
16	028089	1	. Door Catch Assembly, (Magnum Plus / 80/85)
	011031	8	.. Bolt M10 x 25 mm
	011075	8	.. Nut, nyloc M10
NI	028277	1	. Side Plate External Rear Door Clamp LH *
NI	028278	1	. Side Plate External Rear Door Clamp RH *
NI	028085	1	. Rear Hinge Support *

**NOTE:**

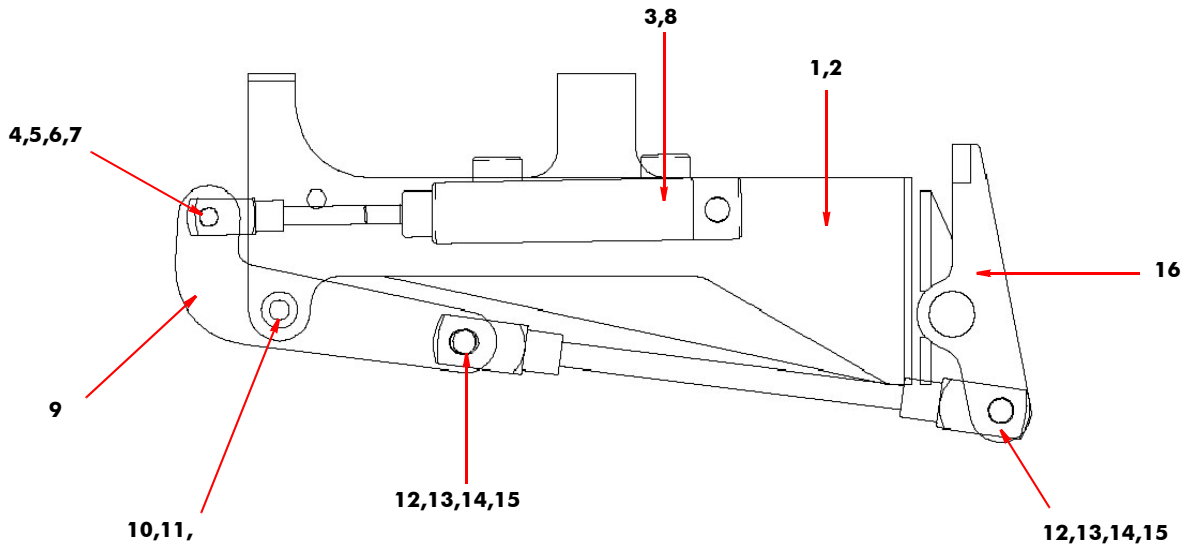
\* 028277-8 Side Plates - External Side Plates not shown to aid clarity.

\* 028085 Rear Hinge Support - 1 off not shown

When ordering replacement parts, always give the machine's Serial Number and specify Part Number, Quantity & Description



**REAR DOOR OPENING RAM**



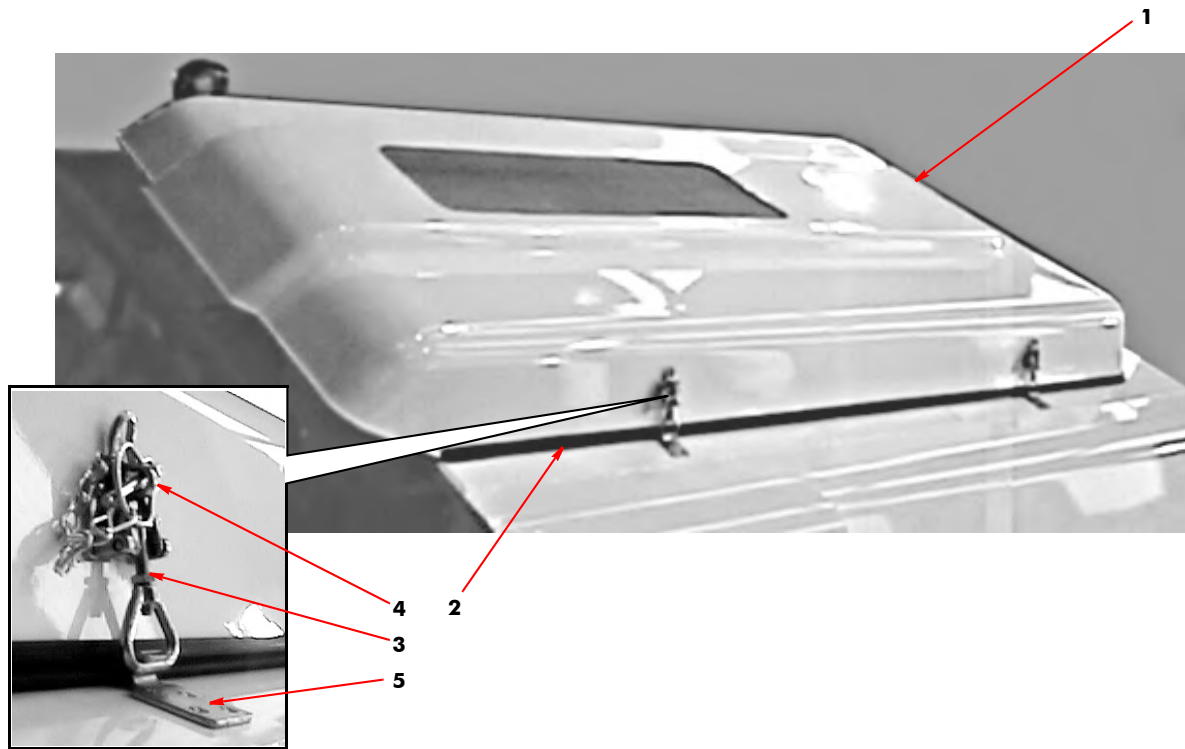
**REAR DOOR LOCKING RAM**

When ordering replacement parts, always give the machine's Serial Number and specify Part Number, Quantity & Description



<i>Item</i>	<i>Part Number</i>	<i>Quantity</i>	<i>Description</i>
	<b>026061</b>		<b>HOPPER COVER ARRANGEMENT MERLIN/MAGNUM/8000</b>
1	024704	1	. Hopper Cover
2	013952	5.80 m	. . Seal
3	022656	5	. . Toggle Clip, Fastener
	000005	3	. . . Screw, Csk Hd, 2BA x $\frac{3}{4}$ "
	011078	3	. . . Nut, Hex, 2BA, Nyloc
4	013507	5	. . . Linch Pin (C/with Chain)
5	022657	5	. . Toggle Clip, Hook Plate

When ordering replacement parts, always give the machine's Serial Number and specify Part Number, Quantity & Description



**C**

**HOPPER COVER - MERLIN/MAGNUM**

When ordering replacement parts, always give the machine's Serial Number and specify Part Number, Quantity & Description

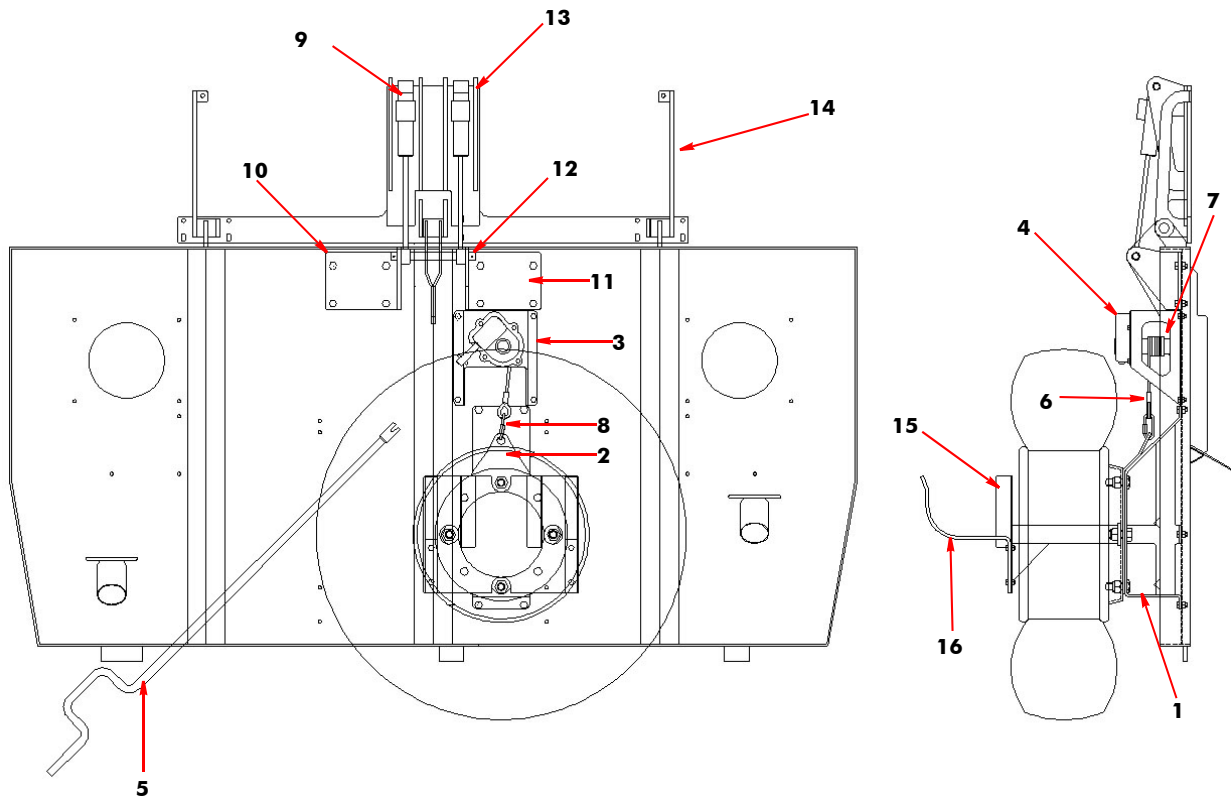


<i>Item</i>	<i>Part Number</i>	<i>Quantity</i>	<i>Description</i>
	<b>028528</b>		<b>REAR DOOR - SPARE WHEEL CARRIER - MAGNUM (OPTION)</b>
1	026777	1	. Bracket, spare wheel
	011082	4	. . Nut, hex, Nyloc M20
2	026778	1	. Lift plate
3	026779	1	. Bracket, Winch
4	028406	1	. Winch, modified
5	028407	1	. . Winch handle
6	028645	1	. . Cable, winch
7	014107	2	. . . Cable grip 6 mm
8	010606	1	. . . Carabiner
9	022511	1	. Ram
10	028523	1	. . Ram pivot LH
11	028524	1	. . Ram pivot RH
12	028525	1	. . . Ram pin
13	025661	1	. . Ram mount, adjustable
14	025660	1	. Hinge plate, adjustable
15	028684	1	. Rear boom carrier
16	022747	2	. Hose hook large

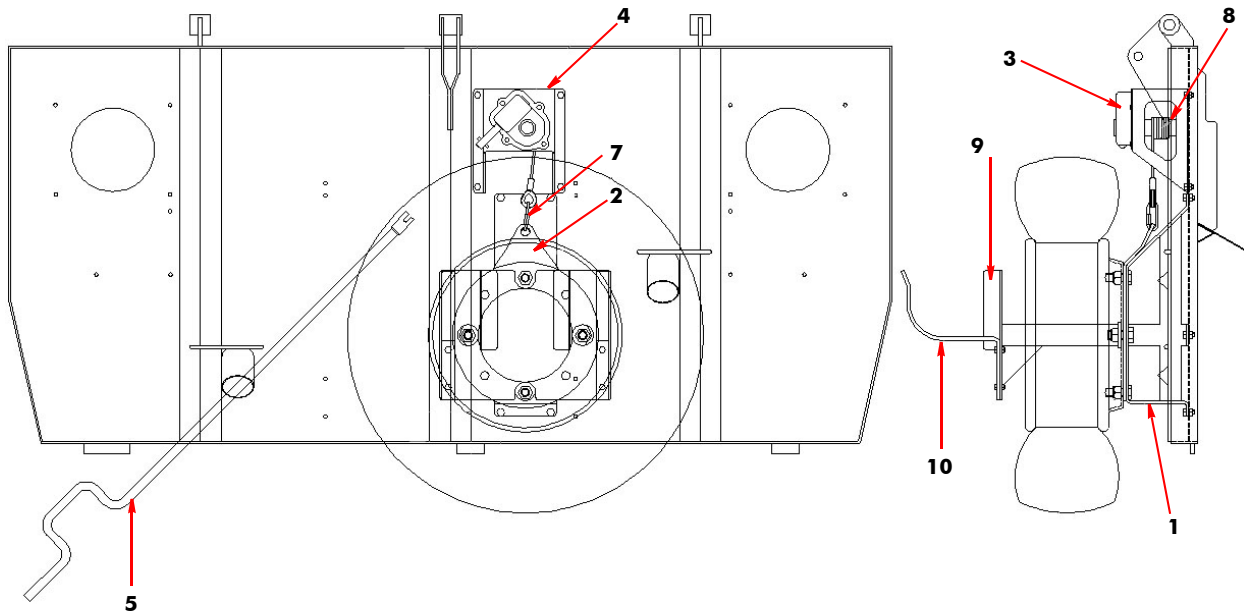
<i>Item</i>	<i>Part Number</i>	<i>Quantity</i>	<i>Description</i>
	<b>028527</b>		<b>REAR DOOR - SPARE WHEEL CARRIER - MERLIN (OPTION)</b>
1	026777	1	. Bracket, spare wheel
	011082	4	. . Nut, Nyloc M20
2	026778	1	. Lift plate
3	028406	1	. Winch, modified
4	026779	1	. . Bracket, winch
5	028407	1	. . Winch handle
6	028645	1	. . Winch cable
7	014107	2	. . . Cable grip 6 mm
8	010606	1	. . . Carabiner
9	028684	1	. Rear boom carrier
10	022747	2	. Hose hook large

When ordering replacement parts, always give the machine's Serial Number and specify Part Number, Quantity & Description





**SPARE WHEEL CARRIER - MAGNUM**



**SPARE WHEEL CARRIER - MERLIN**

When ordering replacement parts, always give the machine's Serial Number and specify Part Number, Quantity & Description




<i>Item</i>	<i>Part Number</i>	<i>Quantity</i>	<i>Description</i>
<b>CHASSIS MOUNTED - SPARE WHEEL CARRIER (OPTION)</b>			
1	Typ	1	Main arm
	011086	1	. Nut, hex, M16 Nyloc
	000241	2	. Bolt, hex hd, M24 x 130 Long
	000008	2	. Nut, hex, M24 Nyloc
	032587	1	Lock pin
Ni	020711	1	. Leash cable
NI	023599	1	. Pull ring
NI	021944	1	. D-clip
3	Typ	1	Mounting bracket
	011052	6	. Bolt, hex hd, M12 x 30 long
	011086	6	. Nut, hex, M12 Nyloc
4	Typ	1	Link arm
	000043	2	. Bolt, hex hd, M16 x 90 Long
	011060	2	. Nut, hex, M16 Nyloc
5	032586	1	'V' Bracket
6	028645	1	. Winch cable
7	028406	1	Winch

When ordering replacement parts, always give the machine's Serial Number and specify Part Number, Quantity & Description



**C**



Spare wheel omitted to aid clarity

**SPARE WHEEL CARRIER**

When ordering replacement parts, always give the machine's Serial Number and specify Part Number, Quantity & Description



**THIS PAGE INTENTIONALLY LEFT BLANK**

When ordering replacement parts, always give the machine's Serial Number and specify Part Number, Quantity & Description

# ILLUSTRATED PARTS CATALOGUE

## SCARAB TRUCK-MOUNTED SWEEPERS - CANbus 2 MODELS

---

# SECTION D SWEEPING, SUCTION AND ASSOCIATED EQUIPMENT

## Table of Contents

<b>Assembly/Description</b>	<b>Page</b>
SWEEPING EQUIPMENT	
Suction Box Consumables .....	1
Side Brush Consumables .....	1
Widesweep Brush Consumables .....	1
Side Brush Arrangement .....	3
Auxiliary Side Brush Arrangement ♦ .....	7
Wide-Sweep Arrangement .....	9
Wide-Sweep Bearing Assembly .....	11
Wide-Sweep Slewing Arrangement .....	11
SUCTION EQUIPMENT	
Tilting Suction Nozzle Arrangement .....	13
Full Width Nozzle Arrangement ♦ .....	17
Suction Nozzles - Pneumatic Lifting Arrangement .....	19
Suction Spigots - Sub Frame .....	19
Wander Hose Arrangement .....	21
Wander Boom Arrangement - Rear Mounted ♦ .....	23
Wander Boom Pneumatic Arrangement - Rear Mounted with Remote Control ♦ .....	25
Rear Suction Nozzle Assembly ♦ .....	27
Overhead Boom Assembly ♦ .....	31-34
Rear Boom Suction Tube .....	35

♦ Optional Equipment

### NOTE:

1. Merlin equates to Major 3001, 5001, 6001 or Maxim 3501, 5501, 6501 in France  
Magnum equates to Major 7001 or Maxim 7501 in France



<i>Item</i>	<i>Part Number</i>	<i>Quantity</i>	<i>Description</i>
<b>SUCTION BOX CONSUMABLES</b>			
1	024550	1	Flap Set Complete, Merlin/Magnum
2	013023	2	Front/Rear Flap Only, Merlin/Magnum
2	027146	2	Front/Rear Flap Only, Magnum Plus/80/85
3	013362	2	Clamp, Retaining, Merlin/Magnum
3	027210	2	Clamp, Retaining, Magnum Plus/80/85
4	013025	2	Clamp, Front/Rear, Merlin/Magnum
4	027147	2	Clamp, Front/Rear, Magnum Plus/80/85
5	013283	1	Side Flap Only (All Models)
6	013024	1	Clamp Side (All Models)
7	013028	1	Hose, Suction
8	012933	2	. Jubilee Clip
9	013601	1	Spigot Seal
10	031831	2	Wheel 250 mm Dia
11	025681	1	Cable, Nozzle Adjustment


**NOTE:** For complete suction box assembly please go to Page 13

<i>Item</i>	<i>Part Number</i>	<i>Quantity</i>	<i>Description</i>
<b>SIDE BRUSH CONSUMABLES</b>			
12	023470		Side Brush 315 mm dia
12	031423		Side Brush 315 mm, 3 Row, 4 Hole
12	023473		Side Brush 400 mm dia
12	020921		Weed Ripper Brush (Cable type)
12	025744		Poly Brush 400 mm
13	010247		Skirt, Side brush (3-slot fixing)
13	012216		Skirt, Side brush (2-slot fixing)
14	010275		. Clamp, Side brush Skirt
15	013145		. Angle, Side brush Skirt

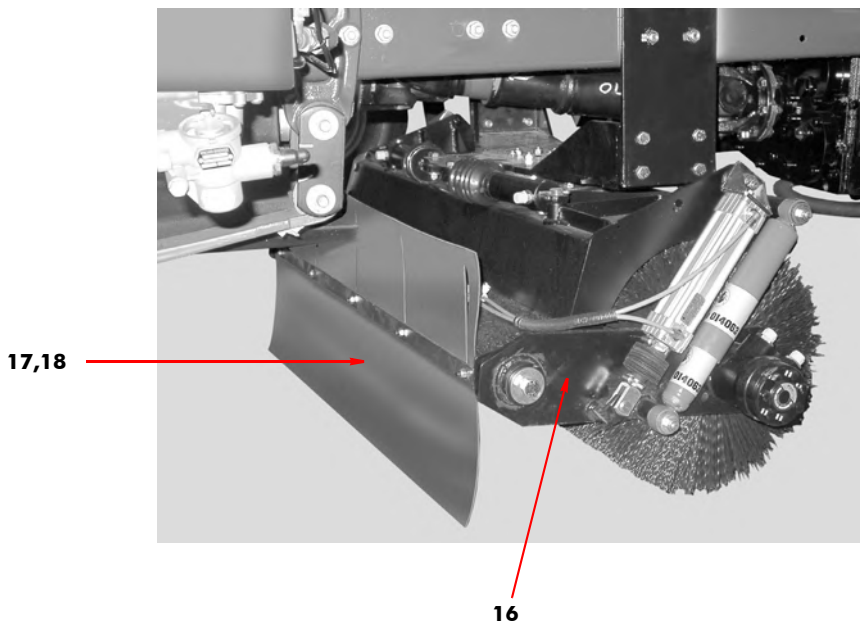
<i>Item</i>	<i>Part Number</i>	<i>Quantity</i>	<i>Description</i>
<b>WIDESWEEP BRUSH CONSUMABLES</b>			
16	023474	33	Poly Brush Refill, 400 mm (45 Required for Extended Widesweep)
16	023471	33	Poly Brush Refill 300 mm (45 Required for Extended Widesweep)
16	010505	33	Wire Brush Refill 400 mm (45 Required for Extended Widesweep)
16	012966	33	Wire Brush Refill 300 mm (45 Required for Extended Widesweep)
17	022516	1	Skirt, Widesweep
17	026026	1	Skirt, Extended Widesweep
18	022517	1	. Clamp, Widesweep
18	026025	1	. Clamp, Extended widesweep

**NOTE:** For complete widesweep brush assembly see Page 9

When ordering replacement parts, always give the machine's Serial Number and specify Part Number, Quantity & Description



**D**



**SWEEPING AND SUCTION CONSUMABLE ITEMS**

When ordering replacement parts, always give the machine's Serial Number and specify Part Number, Quantity & Description



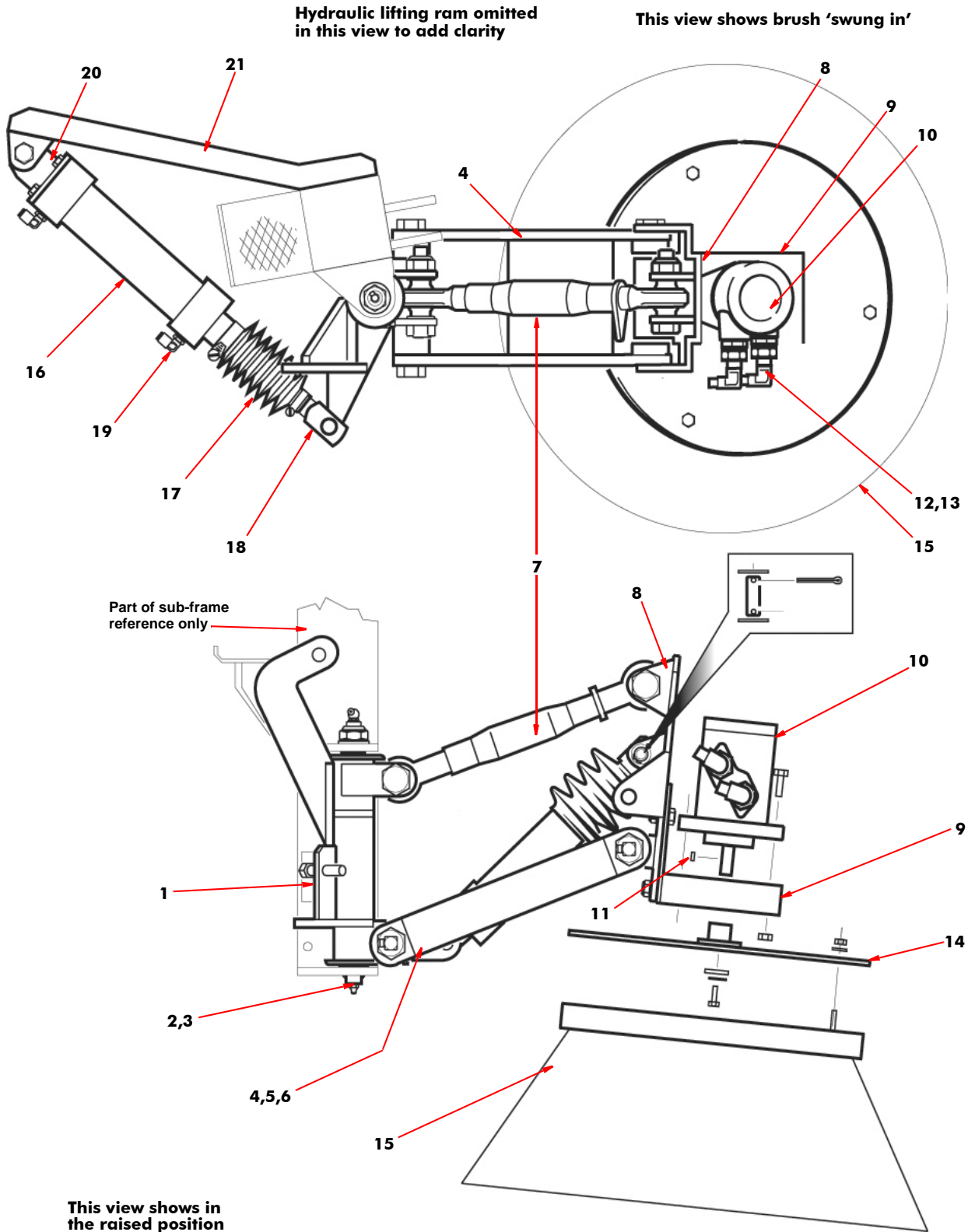
<b>Item</b>	<b>Part Number</b>	<b>Quantity</b>	<b>Description</b>
<b>SIDE-BRUSH ARRANGEMENT</b>			
1	023120	1	. Kingpost, LH
NI	023124	1	. Kingpost, RH
2	013007	1	.. Kingpin
3	013012	2	... Bush, Plastic, Kingpin
4	014801	1	. Link, Lower
	014796*	2	.. Bolt, Hex Hd, pivot, M16 (Special Bolt with Grease Nipple)
	014798*	2	.. Washer, 24 x 40 x 3
	014797*	2	.. Washer, 17 x 40 x 3
	011060*	2	.. Nut, Hex, M16, Nyloc
5	013012*	4	.. Bush
6	014799*	4	.. Sleeve, Spacer
7	013011	1	. Link, Top (Turnbuckle)
	011140	2	.. Bolt, Hex Hd, M18 x 90 mm Long
	011138	2	.. Washer, Plain, 18 mm
	011139	2	.. Nut, Hex, M18, Nyloc
8	023121	1	. Plate, Swivel
9	010007	1	. Brkt, Hydraulic Motor
10	010749	1	.. MOTOR, HYDRAULIC, DANFOSS OMP200 .....Page F27
	011069	2	... Bolt, Hex Hd, M12 x 40 mm Long
	011077	2	... Nut, Hex, M12, Nyloc
11	011515	1	... Key, Motor Shaft
NI	023069	As Req	... Seal Kit, Danfoss Motor
12	011167	2	... Adaptor, 1/2" x 3/8" BSP
13	011154	2	... Seal, Dowty 1/2" BSP
14	011688	1	.. Hub, Side Brush, 4 Hole
	011092	4	.. Plain Washer
	011073	4	.. Nut, Hex, M8 Nyloc
14	014067	1	.. Hub, Side Brush, 3 Hole
	011094	3	.. Plain washer 10 mm
	011075	3	.. Nut, Hex, M10 Nyloc
	010004	1	... Washer, 9 x 50 x 4
15	023470	1	... Brush, Side, Steel, Plastic Top, 315 mm dia
	011015	4	... Bolt, Hex Hd, M8 x 45 mm Long
	011092	4	... Washer, Plain, 8 mm
	011073	4	... Nut, Hex, M8, Nyloc
15	023473	1	... Brush, Side, Steel, Plastic Top, 400 mm dia
	011033	3	... Bolt, Hex Hd, M10 x 35 mm Long
16	020298	1	. CYLINDER, PNEUMATIC, 50 mm x 160 mm .....Page G9
17	023111	1	.. Bellows
18	020299	1	.. Clevis, M16 X 1.5 (c/w pin)
18a	034295	1	.. Clevis, Special ( <b>Mercedes 816 XP Models only</b> )
19	014468	2	.. Elbow, 1/4" O/D x 1/4" BSP
20	020534	1	.. Brkt, Pivot, Cylinder Mounting
	000136	4	... Capscrew, Skt Hd, M8 x 16 mm Long
	011093	4	... Washer, Spring, 8 mm
	011260	1	... Bolt, Hex Hd, M16 x 70 mm Long
	011060	1	... Nut, Hex, M16
NI	021652	1	.. Seal Kit, Pneumatic Cylinder
21	020747	1	.. Brkt, Slave
	011054	1	... Bolt, Hex Hd, M12 x 45 mm Long
	011077	1	... Nut, Hex, M12, Nyloc

**NOTE:** \* These Items comprise the lower link bush kit 024611

**Continued...**

When ordering replacement parts, always give the machine's Serial Number and specify Part Number, Quantity & Description





**D**

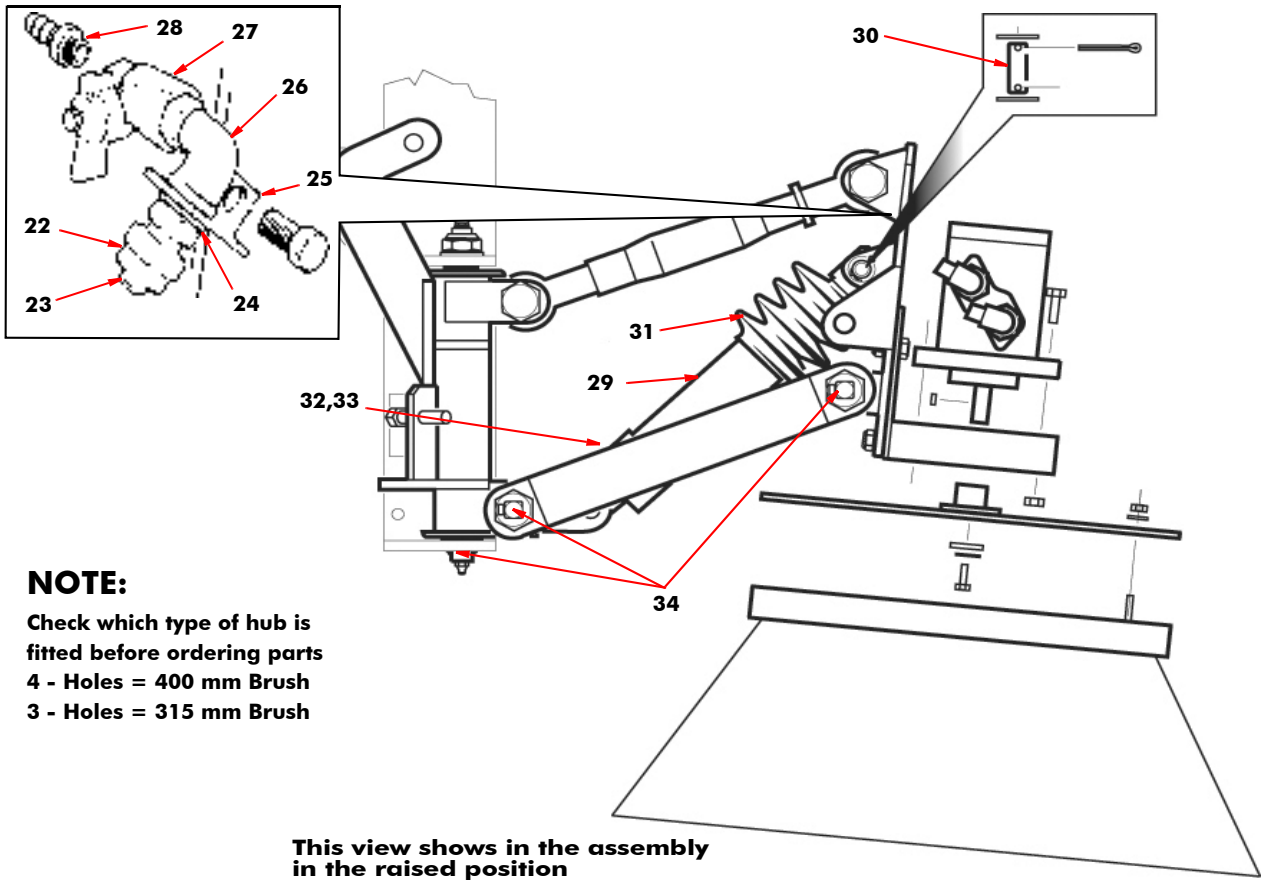
**SIDE-BRUSH ARRANGEMENT (HYDRAULIC LIFT)**

When ordering replacement parts, always give the machine's Serial Number and specify Part Number, Quantity & Description



<i>Item</i>	<i>Part Number</i>	<i>Quantity</i>	<i>Description</i>
<b>SIDE-BRUSH ARRANGEMENT - HYDRAULIC LIFT (Continued)</b>			
22	010112	1	. Nozzle, Water Spray
23	012926	1	.. Tip, Spray nozzle, LF6-80
24	011152	1	.. Seal, Dowty, 1/4" BSP
25	010589	1	.. Brkt, LH, Spray Nozzle
NI	010249	1	.. Brkt, RH, Spray Nozzle
	011031	1	... Bolt, M10 x 25 mm Long
	011075	1	... Nut, Hex, M10, Nyloc
26	010910	1	.. Elbow, M/F, galvanised, 1/4" BSP
27	011743	1	.. Valve, Ball, 1/4" BSP
28	010922	1	.. , Hose Tail, 1/4" BSP x 3/8"
29	024539	1	. RAM, HYDRAULIC (RAISE/LOWER)..... Page F31
NI	012539	1	.. Restrictor No5 (024539 Ram)
30	010067	2	.. Pin, Ram Pivot, 20 mm Ø x 50 mm Long
	011103	2	... Washer, Plain, 20 mm
	011122	2	... Pin, Split, Cotter, 3/16" x 1 1/2" Long
31	021510	1	.. Bellows
32	011158	2	.. Adaptor, 1/4" BSP
33	011171	2	.. Elbow, 1/4" BSP
NI	011629	1	.. Seal Kit, Hydraulic Ram
34	010903	4	. Nipple, Grease, Straight, 1/8" BSP
NI	023370	1	. CYLINDER, PNEUMATIC, (Brush Pressure)..... Page F7

When ordering replacement parts, always give the machine's Serial Number and specify Part Number, Quantity & Description



**NOTE:**

Check which type of hub is fitted before ordering parts  
4 - Holes = 400 mm Brush  
3 - Holes = 315 mm Brush

**This view shows in the assembly in the raised position**

**SIDE-BRUSH ARRANGEMENT (HYDRAULIC LIFT)**  
LH illustrated, RH similar

**D**

When ordering replacement parts, always give the machine's Serial Number and specify Part Number, Quantity & Description



<i>Item</i>	<i>Part no</i>	<i>Quantity</i>	<i>Description</i>
<b>AUXILIARY SIDE BRUSH ARRANGMENT</b>			
1	Typical	1	Main Support Frame *
2	026396	1	. RAM, BRUSH (Extend/Retract).....Page G13
3	020298	1	. RAM, BRUSH (Raise/Lower).....Page G9
4	021521	1	. RAM, BRUSH (Swing In/Out).....Page G15
5	Typical	1	BRUSH ASSEMBLY * .....Page D3
6	030857	1	. Kingpost Pivot Brkt
7	030856	1	. Thrust Bar
8	030858	1	. Kingpost Support Brkt
9	030859	1	. . Extend/Retract Ram, Pivot Brkt
10	030860	1	. . In/Out Ram, Pivot Brkt
11	030861	1	. . Large Washer
12	030862	2	. . Small Washer
13	030863	1	. . Push Link
NI	011082	1	. . . Nut, M20 Nyloc
NI	011102	1	. . . Washer, M20
NI	011141	4	. . . Bolt Hex Hd, M20 x 35 mm Long

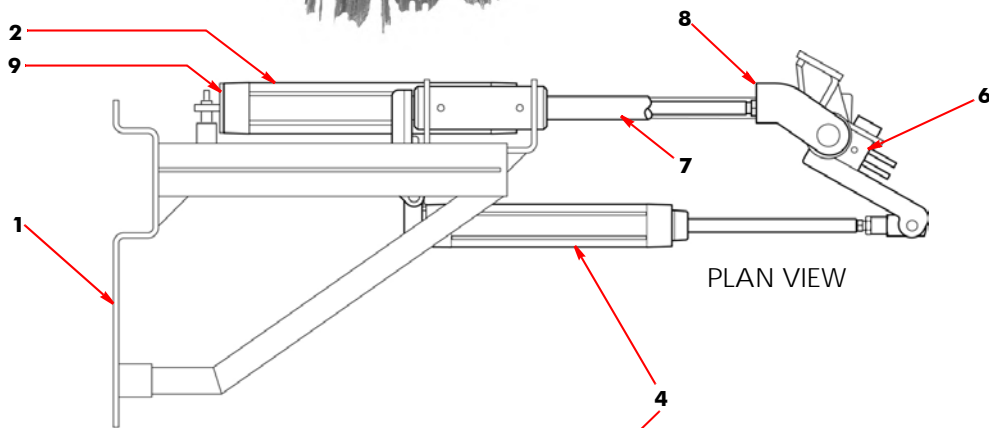

**NOTE:**

\* These items are either chassis specific or subject to optional configurations. If procurement of replacement parts are required, please contact the Scarab parts dept quoting your model type and serial number.

When ordering replacement parts, always give the machine's Serial Number and specify Part Number, Quantity & Description

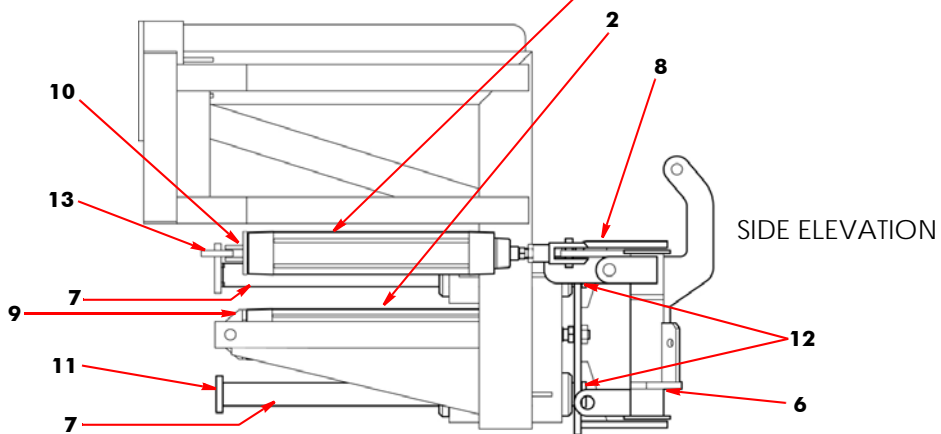


**D**



PLAN VIEW

**NOTE:**  
Brush assembly omitted to aid clarity



SIDE ELEVATION

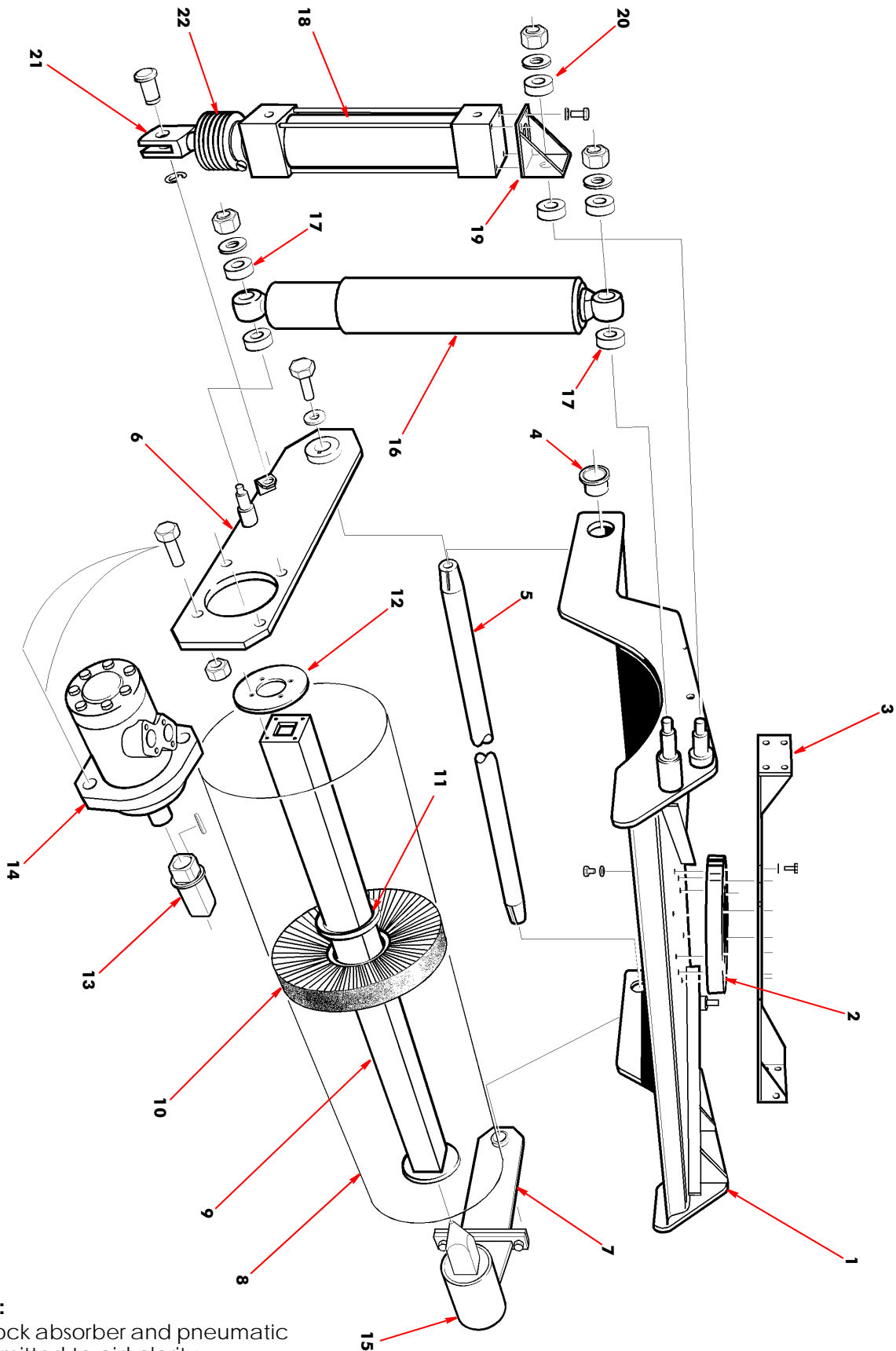
**A TYPICAL AUXILIARY SIDE BRUSH ARRANGEMENT**  
Right hand sweep version illustrated

When ordering replacement parts, always give the machine's Serial Number and specify Part Number, Quantity & Description



<b>Item</b>	<b>Part Number</b>	<b>Quantity</b>	<b>Description</b>
<b>WIDESWEEP ASSEMBLY</b>			
1	020725	1	. Cover, Wide-Sweep
1	025627	1	. Cover, Extended Widesweep + 200 mm
2	020919	1	.. Ring, Adaptor
	011031	8	.. Bolt, Hex Hd, M10 x 25 mm Long
	011095	8	.. Washer, Spring, 10 mm
3	024155	1	.. SUPPORT, WIDESWEEP ..... Page D11
	011031	8	... Bolt, Hex Hd, M10 x 25 mm Long
	011095	8	... Washer, Spring, 10 mm
4	020729	2	.. Bush
5	023080	1	.. Shaft, Tapered, Wide-Sweep Pivot
5	025632	1	.. Shaft, Tapered, Extended Wide-Sweep Pivot
	013439	2	... Washer, Plain, 50 x 16.5 x 5
	011141	2	... Bolt, hex hd, M16 x 35 mm long
NI	013292	2	... Key
6	023077	1	.. Plate, Motor, LH
7	023078	1	.. Plate, Motor, RH
8	See Desc.	1	. Brush, Wide-Sweep (Small = 023168, Large = 023169)
9	013646	1	.. Core, Wide-Sweep Brush *
9	025642	1	.. Core, Extended Wide-Sweep Brush +200 mm *
10	023474	33	.. Brush Refill, Large, 400 mm (Extended Wide-Sweep = 45 off) *
10	023471	33	.. Brush Refill, Small, 300 mm (Extended Wide-Sweep = 45 off) *
10	See Desc.	33	.. Brush Refill, Steel (300 mm 012966, 400 mm 010505, ext. = 45 off) *
11	023472	32	.. Spacer (Extended Wide-Sweep = 44 off) *
12	013649	1	.. Plate, End *
	011417	4	... Capscrew, Csk Hd, 3/8" UNC x 1" Long *
13	024535	1	... Shaft, Drive
	024538	1	.... Washer, Cone, Special
	011012	2	.... Setscrew, M8 x 30 mm Long (Use Thread Lock Compound)
	011515	1	.... Key
14	010566	1	.. MOTOR, HYDRAULIC, DANFOSS OMP 100 ..... Page F29
	011053	2	... Bolt, Hex Hd, M12 x 35 mm Long
	011077	2	... Nut, Hex M12, Nyloc
NI	011167	2	... Adapter
NI	011154	2	.... Seal, Dowty
NI	011221	2	... Elbow
15	024224	1	.. BEARING ASSEMBLY, WIDESWEEP..... Page D11
	011053	2	... Bolt, Hex Hd, M12 x 35 mm Long
	011077	2	... Nut, Hex M12, Nyloc
16	014063	2	. Shock absorber
	011075	2	.. Nut, Hex, M10, Nyloc
	011096	2	.. Washer, Plain, 12 mm
17	011000	4	.. Spacer, 5/8" bore x 1/2"
18	020602	2	. CYLINDER, PNEUMATIC, 40 mm X 125 mm.....Page G9
	011067	4	.. Bolt, Hex Hd, M6 x 20 mm Long
	011093	4	.. Washer, Spring, 6 mm
19	020731	1	.. Brkt, Pneumatic Cylinder
	011075	1	... Nut, Hex, M10, Nyloc
	011094	1	... Washer, Plain, 10 mm
20	011000	2	... Spacer, 5/8" Bore x 1/2"
21	014469	1	.. Clevis, M12 x 1.25
22	023110	1	.. Bellows
NI	022516	1	. Skirt, Wide-Sweep
NI	026026	1	. Skirt, Extended Wide-Sweep+200 mm
NI	022517	1	.. Clamp, Wide-Sweep Skirt
NI	026025	1	.. Clamp, Extended Wide-Sweep Skirt
	011073	5	... Nut, Hex, M8, Nyloc

When ordering replacement parts, always give the machine's Serial Number and specify Part Number, Quantity & Description



**D**

**NOTE:**

RH shock absorber and pneumatic ram omitted to aid clarity

**MODIFIED WIDESWEEP ASSEMBLY**

When ordering replacement parts, always give the machine's Serial Number and specify Part Number, Quantity & Description

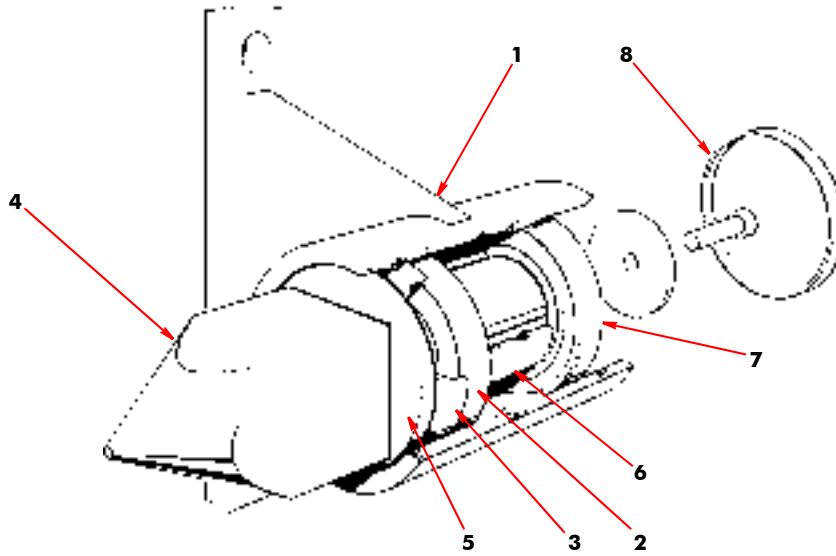


<i>Item</i>	<i>Part Number</i>	<i>Quantity</i>	<i>Description</i>
	<b>024224</b>		<b>BEARING ASSEMBLY, WIDESWEEP</b>
1	024219	1	. Housing, bearing assembly
2	010578	1	.. Bearing, ball race
3	024220	1	... Seal, oil
4	024223	1	.. Shaft
5	024221	1	... Spacer
6	024531	1	... Spacer
7	010578	1	... Bearing, ball 6206
	010004	1	.... Washer, 9 x 45 x 4
	011010	1	.... Bolt, hex hd, M8 x 20 long
8	024222	1	.. Cap, bearing

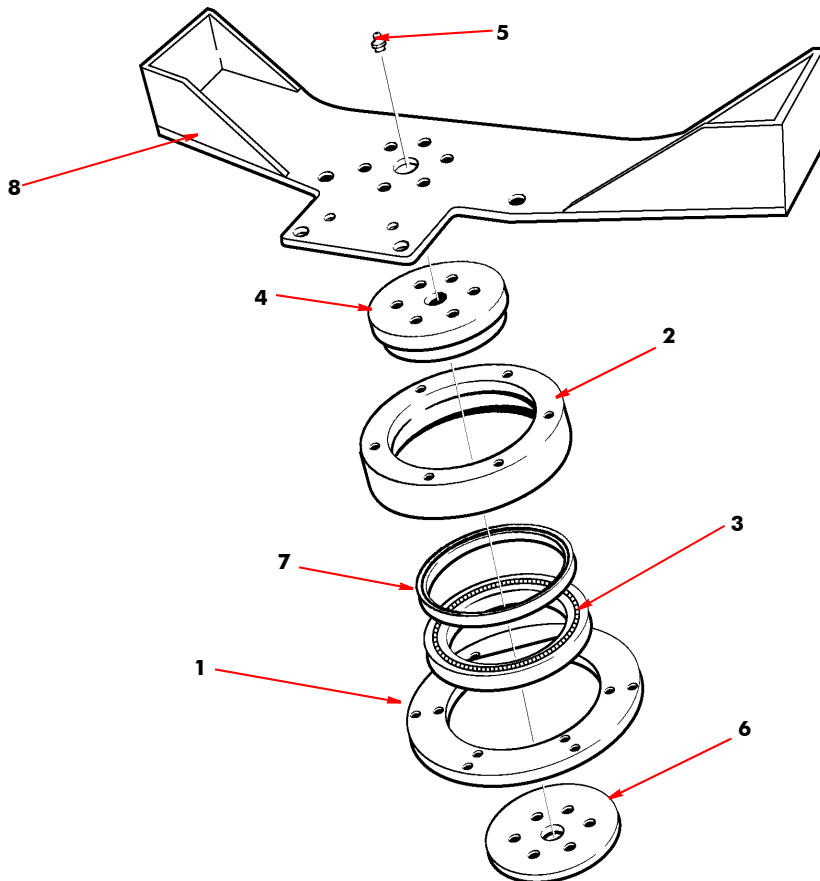
<i>Item</i>	<i>Part Number</i>	<i>Quantity</i>	<i>Description</i>
			<b>WIDESWEEP SLEWING ARRANGEMENT</b>
1	024154	1	.. Clamp ring
	011032	8	... Bolt, hex hd, M10 x 30 mm long
	011075	8	... Nut, hex, M10, Nyloc
2	024152	1	... Housing, bearing
	000167	6	.... Screw, csk skt hd, M10 x 40 mm Long
3	024149	1	.... Bearing
4	024150	1	..... Spigot
5	013792	1	..... Nipple, grease, straight, 1/4" BSP
6	024151	1	..... Plate, clamp
7	024148	1	..... Seal, oil
8	024155	1	..... Support, widesweep
	000178	6	..... Screw, csk skt hd, M10 x 65 mm long
	011075	8	..... Nut, hex, M10, Nyloc
NI	024539	2	. RAM, HYDRAULIC..... Page F31
	012539	1	.. Restrictor No 5
	011122	1	.. Pin, split, cotter, 3/16" x 1 1/2" long
	011069	1	.. Bolt, hex hd, M12 x 40 mm long
NI	011724	1	.. Spacer, 12 mm
	011096	1	.. Washer, plain, 12 mm
	011077	1	.. Nut, hex, M12, Nyloc
NI	014473	1	.. Bellows, PVC
	005018	1	... Tyrap, 4.6 mm x 200 mm Long
	005024	1	... Tyrap, 2.5 mm x 100 mm Long
NI	003008	1	.. Bush, reducing, 1/8" BSP to 1/4"

When ordering replacement parts, always give the machine's Serial Number and specify Part Number, Quantity & Description





**WIDESWEEP BEARING ASSEMBLY**



**WIDESWEEP SLEWING ARRANGEMENT**

When ordering replacement parts, always give the machine's Serial Number and specify Part Number, Quantity & Description

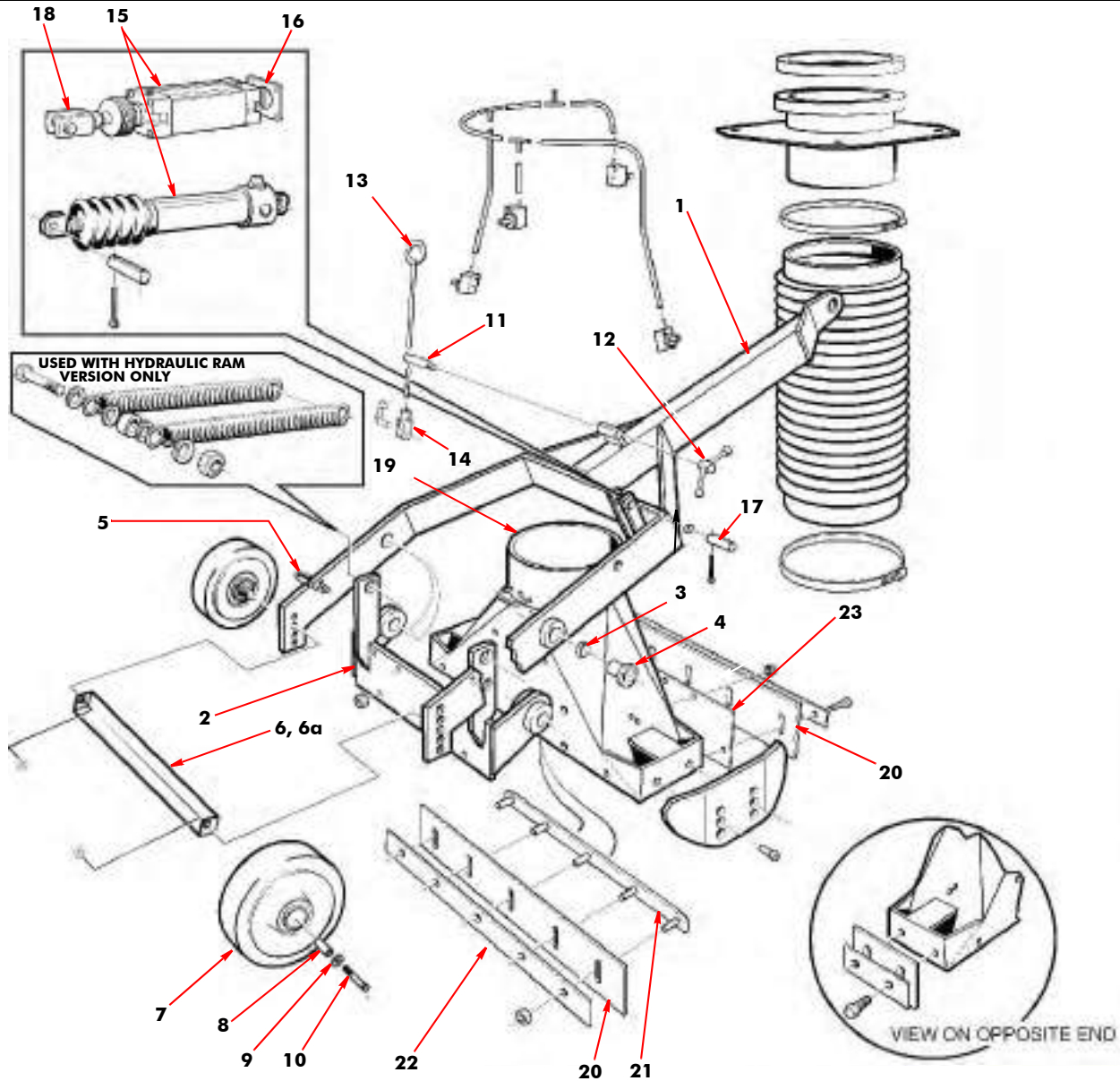


<b>Item</b>	<b>Part Number</b>	<b>Quantity</b>	<b>Description</b>
<b>TILTING SUCTION NOZZLE ASSEMBLY</b>			
1	023606	1	. Frame, RH - All Merlin & Magnum except XP (Frame, LH 023605)
1a	032261	1	. Frame, RH - XP only (Frame, LH 032252)
2	023607	1	.. Pivot (All Merlin Except XP - All Magnum except Magnum Plus)
NI	020328	1	.. Pivot, Magnum Plus only
2a	032254	1	.. Pivot, XP only
	000119	2	... Bolt, hex hd, M14 x 60 mm long
	000351	2	... Bolt, hex hd, M14 x 70 mm long (XP Models)
	011146	2	... Nut, hex, M14
3	024682	8	... Bush, hardened
4	021416	2	... Sleeve
5	010606	3	... Carabiner (attaches chain sections to frame and ram)
6	031833	1	. Axle (All Merlin & Magnum except XP)
6a	032255	1	. Axle (XP only)
7	031831	2	... Wheel, 250 mm Dia.
8	031832	1	... Spacer, wheel
9	011135	4	... Washer, plain 16 mm
10	020332	2	... Bolt, M16 x 100 Long
11	023625	1	. Adjuster, nozzle
NI	000182	1	... Special lock nut (adjuster nozzle)
12	024051	1	... Turn wheel, nozzle adjust
13	023610	1	... Rod, nozzle adjust
NI	021944	1	... Double wound grip, R clip 3 mm wire
14	020291	1	... Clevis, M10 x 1.25
NI	010525	As Req	... Chain, large link, welded, nozzle adjust
NI	025681	1	... Leash assembly, nozzle adjust
	000072	1	... Setscrew, hex hd, M10 x 45 mm long
	011074	1	... Nut, hex, M10
15	032119	1	. CYLINDER, PNEUMATIC, 40 x 125.....Page G9
15	027114	1	. RAM, hydraulic (alternative item according to tilt option required)
16	023827	1	... Ram end
17	010067	1	... Pin, 20 mm x 50 mm long
	011122	2	... Pin, split, cotter, $\frac{3}{16}$ " x $1\frac{1}{4}$ " long
18	022673	1	... Pin, clevis (for retaining clip, order Part Number 022674)
19	023604	1	. Nozzle ⊗ - All Merlin except XP, All Magnum except Magnum Plus
NI	027136	1	. Nozzle ⊗ - Magnum Plus only
19a	032244	1	. Nozzle ⊗ - XP only
	011031	4	.. Bolt, hex hd, M10 x 25 mm long
	011075	4	.. Nut, hex, M10, Nyloc
20	013023	2	.. Flap, nozzle, front/rear (Merlin & Magnum except Magnum Plus)
20	027146	2	.. Flap, nozzle, front/rear (Magnum Plus only)
21	013362	1	... Retainer, bolt, rear flap (Merlin & Magnum except Magnum Plus)
NI	027210	1	... Retainer, bolt, rear flap (Magnum Plus only)
22	013025	1	... Clamp, rear flap (Merlin & Magnum except Magnum Plus)
NI	027147	1	... Clamp, rear flap (Magnum Plus only)
	011073	5	... Nut, Hex, M8, Nyloc
23	020334	1	... Plate, Front Flap
	011010	5	... Bolt, Hex Hd, M8 x 20 mm Long (Front Flap Plate)

⊗ These item are also supplied lined with a PU compound. Contact Scarab parts department quoting the machine serial number when ordering.

**Continued...**

When ordering replacement parts, always give the machine's Serial Number and specify Part Number, Quantity & Description



**D**

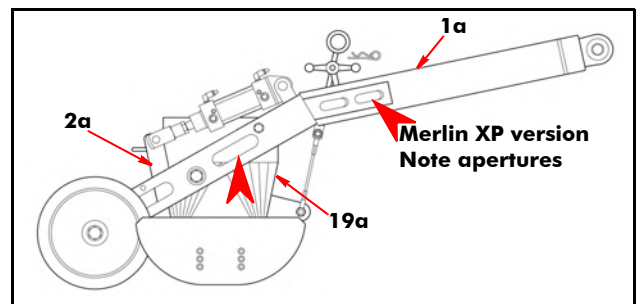
**NOTES:**

For a FULL set of nozzle rubber flaps order part number 024550

Items marked \* are positioned on the opposite side when fitted to LH nozzle.

Frame tow-point ball ends are welded to the frame (Item 1) but can be procured as replacements if required. Please contact our Parts & Service Dept. for details.

When procuring replacement parts for the ram and return springs on hydraulically operated nozzle tilt set-ups, please refer to the Scarab Parts Department.



**TILTING SUCTION NOZZLE, NEW TYPE**  
(RH shown, LH similar see notes)

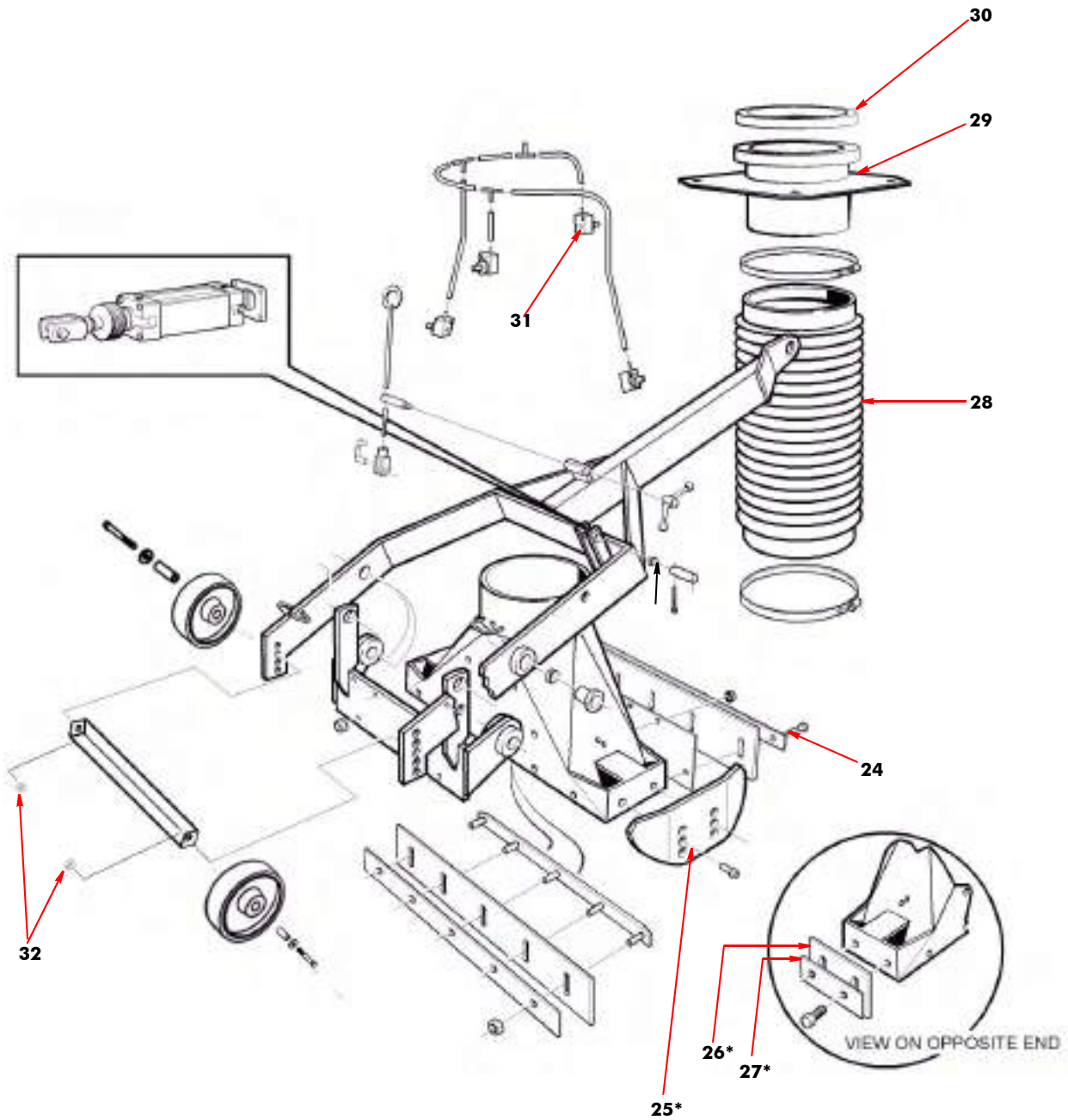
When ordering replacement parts, always give the machine's Serial Number and specify Part Number, Quantity & Description



<i>Item</i>	<i>Part Number</i>	<i>Quantity</i>	<i>Description</i>
<b>TILTING SUCTION NOZZLE ASSEMBLY.....Continued</b>			
24	013025	1	. . . Clamp, Retaining, Front Flap
	011010	5	. . . . Bolt, Hex Hd, M8 x 20 mm Long
	011073	5	. . . . Nut, Hex, M8, Nyloc
25	013277	1	. . Plate, Skid, Nozzle *
	011021	2	. . . Capscrew, Skt Hd, M8 x 25 mm Long
	011073	2	. . . Nut, Hex, M8, Nyloc
26	013283	1	. . Flap, Nozzle, Side * (See Note Opposite Page)
27	013024	1	. . . Clamp, Retaining, Side Flap *
	011012	2	. . . . Bolt, Hex Hd, M8 x 30 mm Long
	011073	2	. . . . Nut, Hex, M8, Nyloc
28	013028	1	. . Hose/Trunking, Suction Nozzle
	012933	2	. . . Clamp, Hose
29	Typical	1	. . SPIGOT, SUCTION (Please refer to Parts Department) ..... Page F19
30	013601	1	. . . Seal, Spigot
31	013360	4	. . JET ASSEMBLY, WATER SPRAY .....Page E15
32	011060	2	. . Nut, Hex, M16, Nyloc

⊗ These item are also supplied lined with a PU compound. Contact Scarab Parts Department quoting the machine serial number when ordering.

When ordering replacement parts, always give the machine's Serial Number and specify Part Number, Quantity & Description



**D**

NOTES:

For a FULL set of nozzle rubber flaps order part number 024550

Items marked \* are positioned on the opposite side when fitted to LH nozzle.

Frame tow-point ball ends are welded to the frame (Item 1) but can be procured as replacements if required. Please contact our Parts & Service Dept. for details.

**TILTING SUCTION NOZZLE, NEW TYPE**  
(RH shown, LH similar see notes)

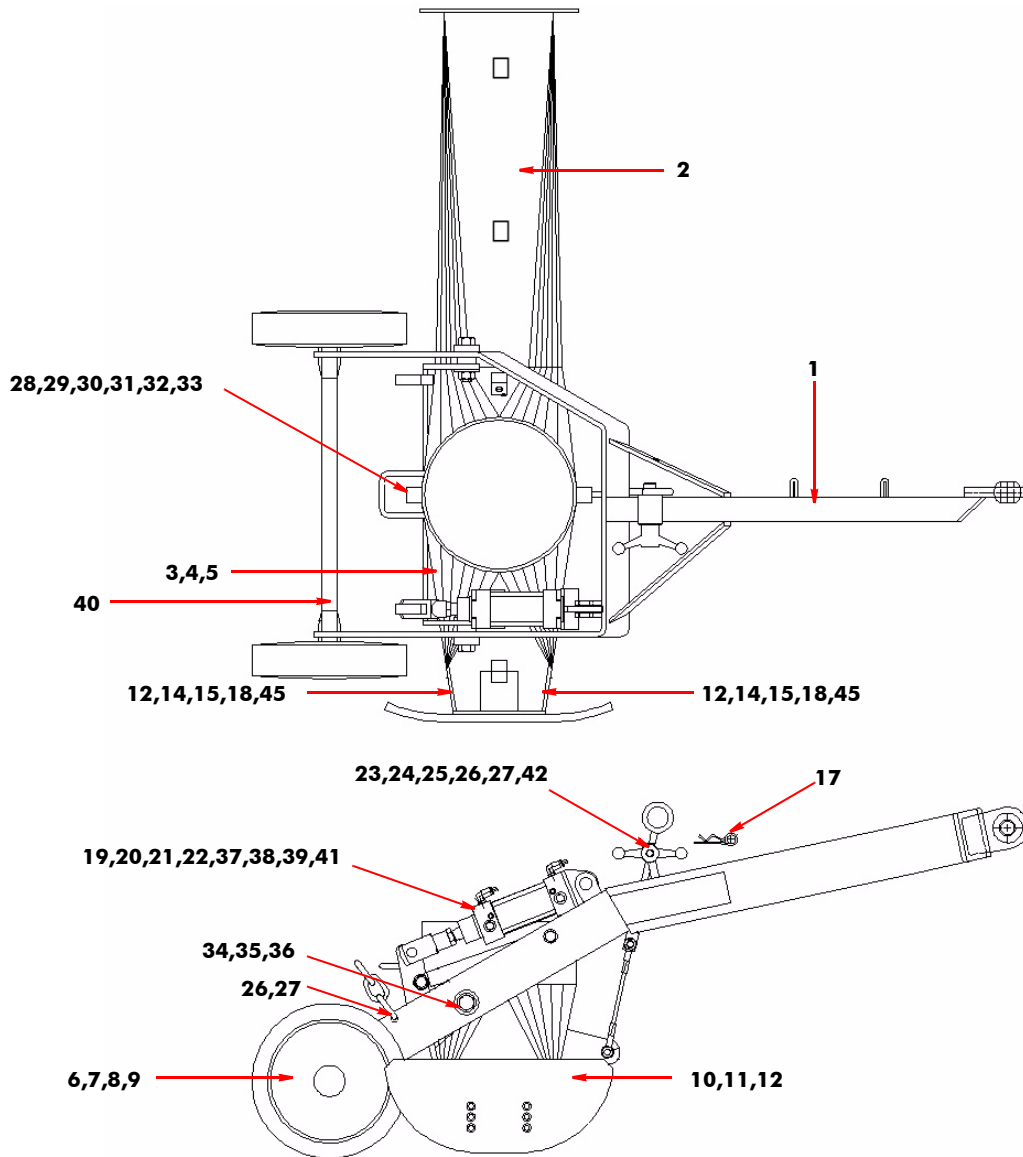
When ordering replacement parts, always give the machine's Serial Number and specify Part Number, Quantity & Description



<b>Item</b>	<b>Part Number</b>	<b>Quantity</b>	<b>Description</b>
	<b>030937/8</b>		<b>FULL WIDTH NOZZLE ASSEMBLY MERLIN - OPTION</b>
1	023606	1	Nozzle Frame, Right Hand
1	023605	1	Nozzle Frame, Left Hand
2	030928	1	Nozzle Full Width, Right Hand ⊗
2	030929	1	Nozzle Full Width, Left Hand ⊗
3	023607	1	Nozzle Pivot
4	011031	4	Setscrew, Hex M10 x 25 mm
5	011075	10	Nut, Nyloc M10
6	031831	2	Wheel 250 mm Dia
7	031832	2	Spacer, Wheel
8	020333	1	Axle
9	020332	2	Bolt, Axle
10	013277	1	Skid Plate
11	011021	2	Screw, Socket Cap M8 x 25 mm
12	011073	16	Nut, Nyloc M8
13	011012	2	Setscrew, Hex M8 x 30 mm
14	030940	2	Flap, Front/Rear
15	030941	2	Clamp, Front/Rear
16	025681	1	Leash Cable Assembly
17	021944	1	Double Wound Grip Clip
18	011010	12	Setscrew, Hex M8 x 20 mm
19	023608	1	Cylinder, Pneumatic, 50 x 50
20	022673	1	Clevis Retaining Pin
21	021510	1	Bellow
22	022674	1	Clevis Retaining Pin Clip
23	024051	1	Ball Handle, Nozzle Adjust
24	023610	1	Adjuster
25	023625	1	Rod
26	010606	4	Carabiner
27	010525	520 mm	Chain Link
28	013360	6	Jet, Water Spray
29	010950	1.5 m	Hose $\frac{3}{8}$ "
30	003000	5	Tee, Brass $\frac{3}{8}$ "
31	010516	16	Jubilee Clip No M00
32	011001	5	Setscrew, Hex M14 x 60 mm
33	011091	5	Washer, Spring M6
34	021416	2	Sleeve
35	000119	2	Setscrew, Hex M14 x 60 mm
36	011146	2	Nut, Hex M14
37	010067	1	Pin 20 x 50
38	011122	2	Split pin $\frac{3}{16}$ " x $1\frac{1}{2}$ "
39	024646	2	Elbow 6 mm x $\frac{1}{4}$ "
40	010903	1	Grease Nipple 1/8"
41	023827	1	Ram End 50
42	020299	1	Clevis M16 x 1.5
43	011074	1	Nut, Hex M10
44	011034	1	Setscrew, Hex M10 x 40 mm
45	030939	2	Bolt Retainer

⊗ These item are also supplied lined with a PU compound. Contact Scarab parts department quoting the machine serial number when ordering.

When ordering replacement parts, always give the machine's Serial Number and specify Part Number, Quantity & Description



**D**

**FULL WIDTH NOZZLE ASSEMBLY MERLIN**

When ordering replacement parts, always give the machine's Serial Number and specify Part Number, Quantity & Description



<i>Item</i>	<i>Part Number</i>	<i>Quantity</i>	<i>Description</i>
<b>SUCTION BOXES - PNEUMATIC LIFTING ARRANGEMENT</b>			
1	030772	2	CYLINDER, PNEUMATIC, 50 mm x 200 mm .....Page G7
2	023111	2	. Bellows
NI		AsReq	. Seal kit (030772 Cylinder)
3	021158	2	. Flow Regulator
4	032293	2	. . M16 x 1.5 Ring Nut
5	030775	2	. . Cylinder Mounting Brkt
6	030776	2	. . Cylinder Pivot Block
7	030777	2	. . Cylinder Pivot
NI	000003	8	. Csk Screw M8 x 20 Long
NI	011057	2	. Hex Hd Bolt M12 x 100 Long
NI	011077	2	. Nut, Hex M12 Nyloc
NI	011096	8	. Washer M12
NI	011033	8	. . Bolt Hex hd, M10 x 35
NI	011075	8	. . Nut Hex M10 Nyloc

<i>Item</i>	<i>Part Number</i>	<i>Quantity</i>	<i>Description</i>
<b>SUB FRAME - SUCTION SPIGOTS</b>			
1	013111	AsReq	⊗Suction Spigot, 220 mm Length
1	023896	AsReq	⊗Suction Spigot, 300 mm Length
1	013976	AsReq	⊗Suction Spigot, 380 mm Length
1	024514	AsReq	⊗Suction Spigot, 400 mm Length
1	020801	AsReq	⊗Suction Spigot, 440 mm Length
1	024512	AsReq	⊗Suction Spigot, 500 mm Length
1	024735	AsReq	⊗Suction Spigot, 600 mm Length
2	013601	AsReq	. Seal, Spigot
NI	028781	AsReq	. . Packer 3 mm
NI	028782	AsReq	. . Packer 5 mm
NI	013028	AsReq	SUCTION HOSE .....Page D1
NI	012933	AsReq	. Jubilee Clip No 10.50


**NOTE:**

The Scarab sweeping equipment is mounted on a wide range of chassis types. The height of the chassis determines which type of suction spigot is fitted. In some cases it may be advisable to obtain either the length of spigot or the machine serial number.

⊗ These item are also supplied lined with a PU compound. Contact Scarab parts department quoting the machine serial number when ordering.

When ordering replacement parts, always give the machine's Serial Number and specify Part Number, Quantity & Description






1,2,3,4

5,6,7

**SUCTION BOXES - PNEUMATIC LIFTING ARRANGEMENT**

**D**



1,2

1,2

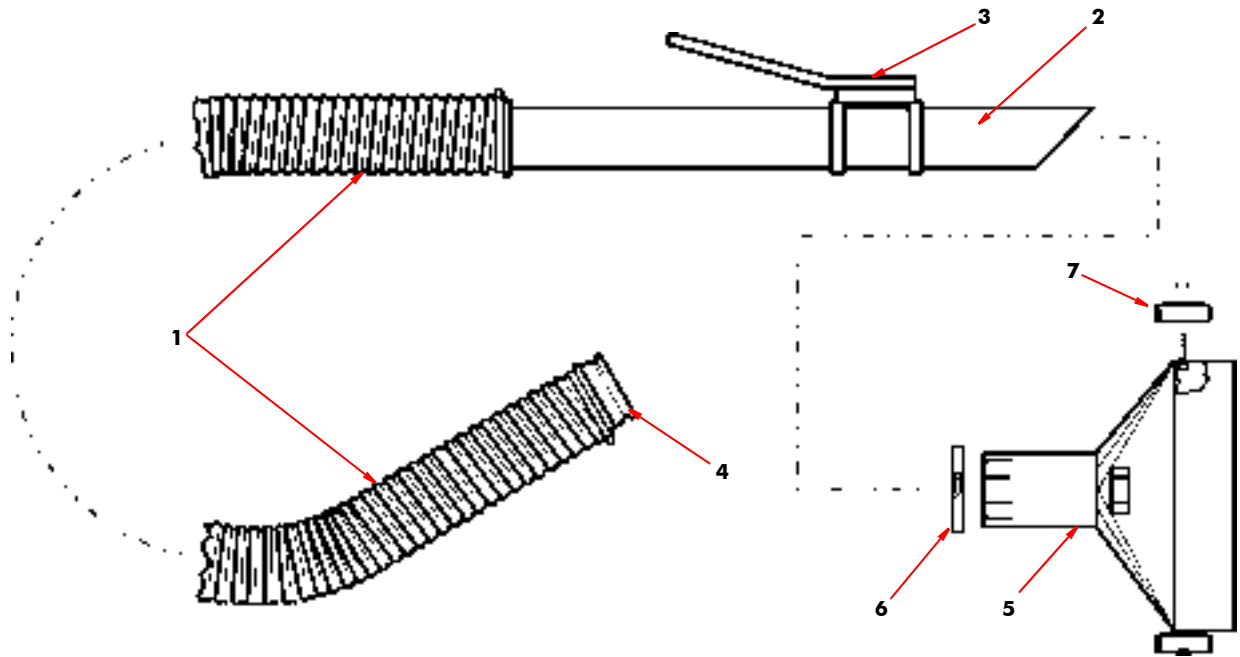
**SUCTION SPIGOTS**

When ordering replacement parts, always give the machine's Serial Number and specify Part Number, Quantity & Description



<i>Item</i>	<i>Part Number</i>	<i>Quantity</i>	<i>Description</i>
<b>WANDER HOSE ARRANGEMENT</b>			
1	010119	1	. Hose/Ducting, Flexible, Rubberised Fabric, 160 mm x 3 m long
2	010587	1	. . Pipe, Nozzle
	010519	1	. . . Jubilee Clip
3	010321	1	. . . Handle
4	012488	1	. . Spigot
	010519	1	. . . Jubilee Clip
NI	013537	1	. . . Gasket
5	012873	1	. . Fishtail (Optional)
6	011808	1	. . . Clip, Over-Centre Fastening
7	010508	2	. . . Wheel
	011035	1	. . . . Bolt, Hex Hd, M10 x 50 mm Long (Axle)
	011075	1	. . . . Nut, Hex, M10, Nyloc

When ordering replacement parts, always give the machine's Serial Number and specify Part Number, Quantity & Description



**D**

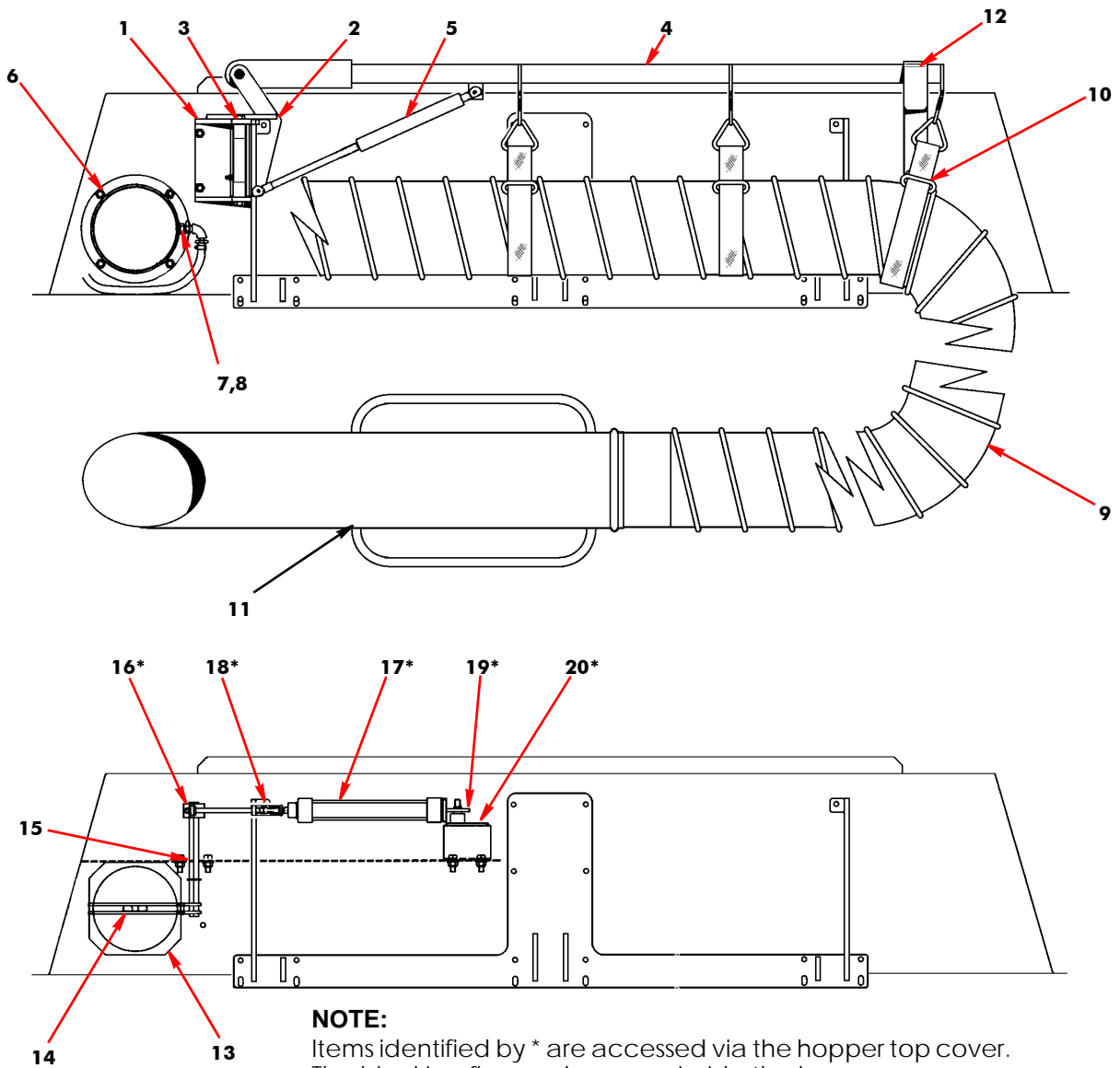
**WANDER HOSE ARRANGEMENT  
Showing Fishtail Option.**

When ordering replacement parts, always give the machine's Serial Number and specify Part Number, Quantity & Description



<i>Item</i>	<i>Part Number</i>	<i>Quantity</i>	<i>Description</i>
<b>WANDER BOOM - REAR MOUNTED - OPTION</b>			
1	025220	1	. Plate, Hinge, LH
NI	025574	1	. Plate, Hinge, RH
2	025219	1	. . Hinge
3	023490	1	. . . Shaft, Hinge
NI	013662	2	. . . Bush, Plastic
NI	010903	1	. . . Nipple, Grease, Straight, $\frac{1}{8}$ " BSP
4	025218	1	. Boom, Support
5	021993	1	. . Gas Strut, Boom Support
6	025225	1	. Sleeve, Wander Hose
7	012316	1	. . Nozzle, Spray jet
8	010915	1	. . . Elbow, Galvanised, $\frac{3}{8}$ " BSP
NI	010922	1	. . . . Hose tail, $\frac{1}{4}$ " BSP x $\frac{3}{8}$ "
9	025214	1	. Hose, Flexible, 180 mm I/D
I 9	035550	1	. Hose, Flexible, 150 mm I/D ( <b>MAGNUM</b> )
	012933	1	. . Clamp, Hose, Worm Drive
10	025235	3	. . Strap Assembly, Webbing, Wander Hose
	010606	1	. . . Carabiner, Strap
11	025217	1	. . . Tube, Suction
	012933	1	. . . . Clamp, Hose, Worm Drive
12	025268	1	. Bracket, Wander Boom Stowage
13	025251	1	. Flap, Blanking
14	025252	1	. . Arm, Blanking Flap
15	021164	1	. . . Pivot, Blanking Flap
NI	013488	2	. . . . Bush
NI	010903	1	. . . . Nipple, Grease, Straight, $\frac{1}{8}$ " BSP
16	025254	1	. . . Lever, Blanking Flap
17	021467	1	. . . CYLINDER, PNEUMATIC, 40 x 200 ..... Page F11
18	014469	1	. . . . Clevis
NI	023270	1	. . . . . Clevis Retaining Pin
NI	023269	1	. . . . . Clevis Retaining Pin
19	014457	1	. . . . Bracket, Mounting, Ram
20	021163	1	. . . . Pivot Assembly, Ram

When ordering replacement parts, always give the machine's Serial Number and specify Part Number, Quantity & Description



**NOTE:**  
 Items identified by \* are accessed via the hopper top cover.  
 The blanking flap and arm are inside the hopper

**REAR-MOUNTED WANDER BOOM (POST OCT. '99)**

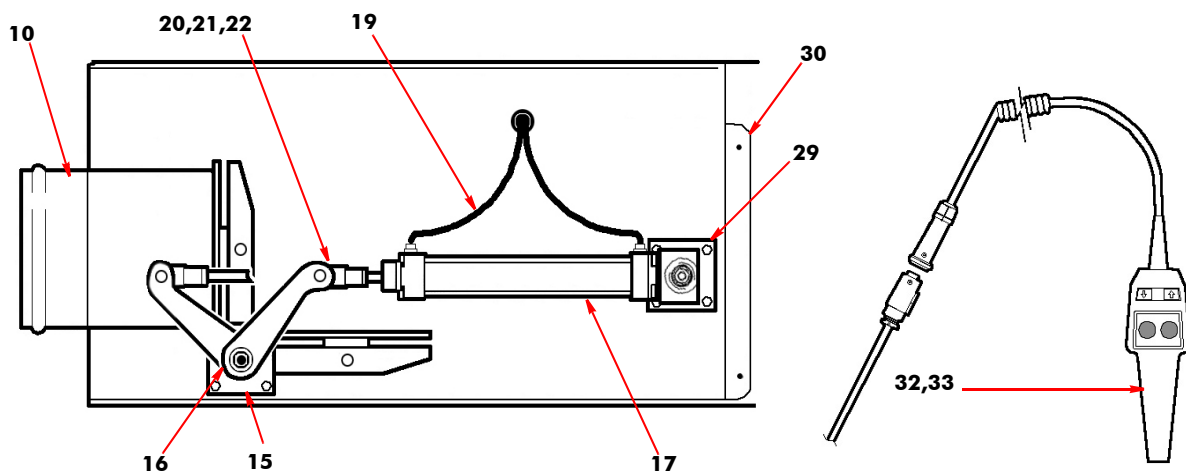
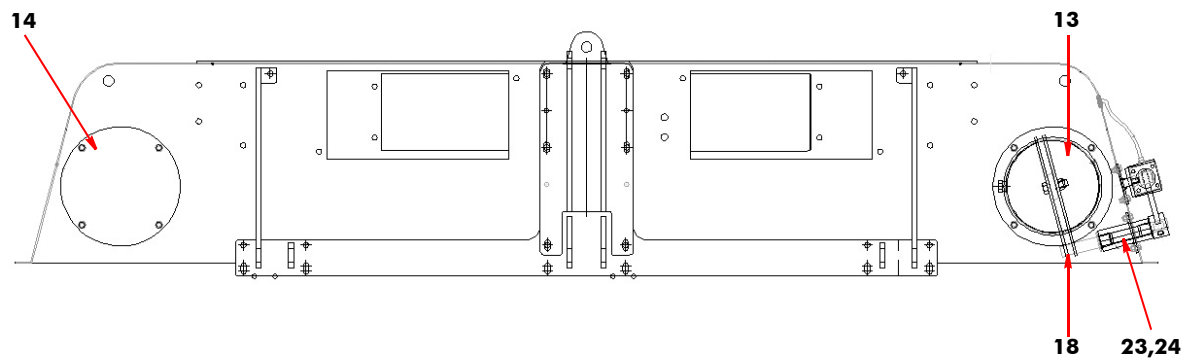
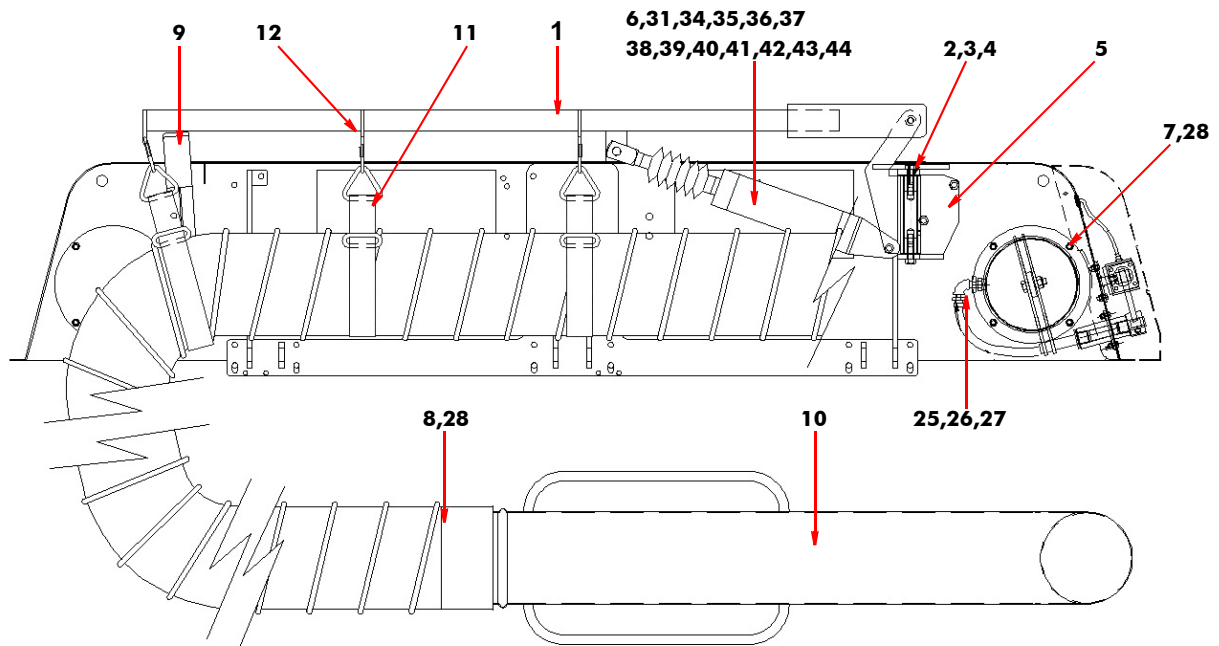
When ordering replacement parts, always give the machine's Serial Number and specify Part Number, Quantity & Description

**D**



<i>Item</i>	<i>Part Number</i>	<i>Quantity</i>	<i>Description</i>
	<b>028105/028104</b>		<b>WANDER BOOM - REAR MOUNTED - WITH REMOTE CONTROL</b>
1	027926	1	Hose Support
2	025219	1	Wander Hose
3	013662	2	Bush
4	023490	1	Hinge Shaft
5	025574	1	Support, Wander Hose, RH Model
5	025220	1	Support, Wander Hose, LH Model
6	028306	1	PNEUMATIC CYLINDER 63 x 160..... Page F11
7	025225	1	Wander Hose Sleeve
8	025214	1	Wander Hose
8	035542	1	Wander Hose ( <b>MAGNUM</b> )
9	027929	1	Stowage Brkt
10	025217	1	Suction Tube
11	025235	3	Strap, Wander Hose
12	010606	3	Carabiner
13	025487	1	Wander Hose Flap
14	025486	1	Cover plate
15	025471	1	Pivot Tube - Wander Hose Flap (Bolt On)
16	025254	1	Flap Lever
17	021467	1	CYLINDER, PNUEMATIC, 40 x 200..... Page F11
18	025476	1	Flap Arm Wander hose
19	024550	1	Superflex Nylon, 6 mm
20	014469	1	Clevis M12 x 1.25
21	023270	1	Clevis Pin
22	023269	1	Safety Fastener
23	010903	1	Grease Nipple $\frac{1}{8}$ " BSP
24	013488	2	Bush
25	012316	1	Spray jet
26	010915	1	Elbow
27	010922	2	Hose tail
28	012933	2	Jubilee Clip
29	025524	1	Pivot (Bolt on)
30	026105	1	Cover, RH Model
30	026104	1	Cover, LH Model
31	021158	2	Restrictor
32	028270	1	Remote Control Unit, Rear Boom
33	028355	1	Holster, for Remote Control
34	011034	1	Setscrew, Hex M10 x 40 mm
35	011075	1	Nut, Nyloc M10
36	028305	1	Pivot, Cylinder
37	020299	1	Clevis M16 x 1.5 mm
38	011010	4	Setscrew, Hex M8 x 20 mm
39	011093	4	Spring Washer M8
40	023111	1	Bellow
41	022673	1	Clevis Pin
42	022674	1	Clip Retaining
43	010517	1	Jubilee Clip No 0X (18-25)
44	010518	1	Jubilee Clip No 1X (30-40)

When ordering replacement parts, always give the machine's Serial Number and specify Part Number, Quantity & Description



**WANDER BOOM - REAR MOUNTED WITH REMOTE CONTROL**

When ordering replacement parts, always give the machine's Serial Number and specify Part Number, Quantity & Description

**D**

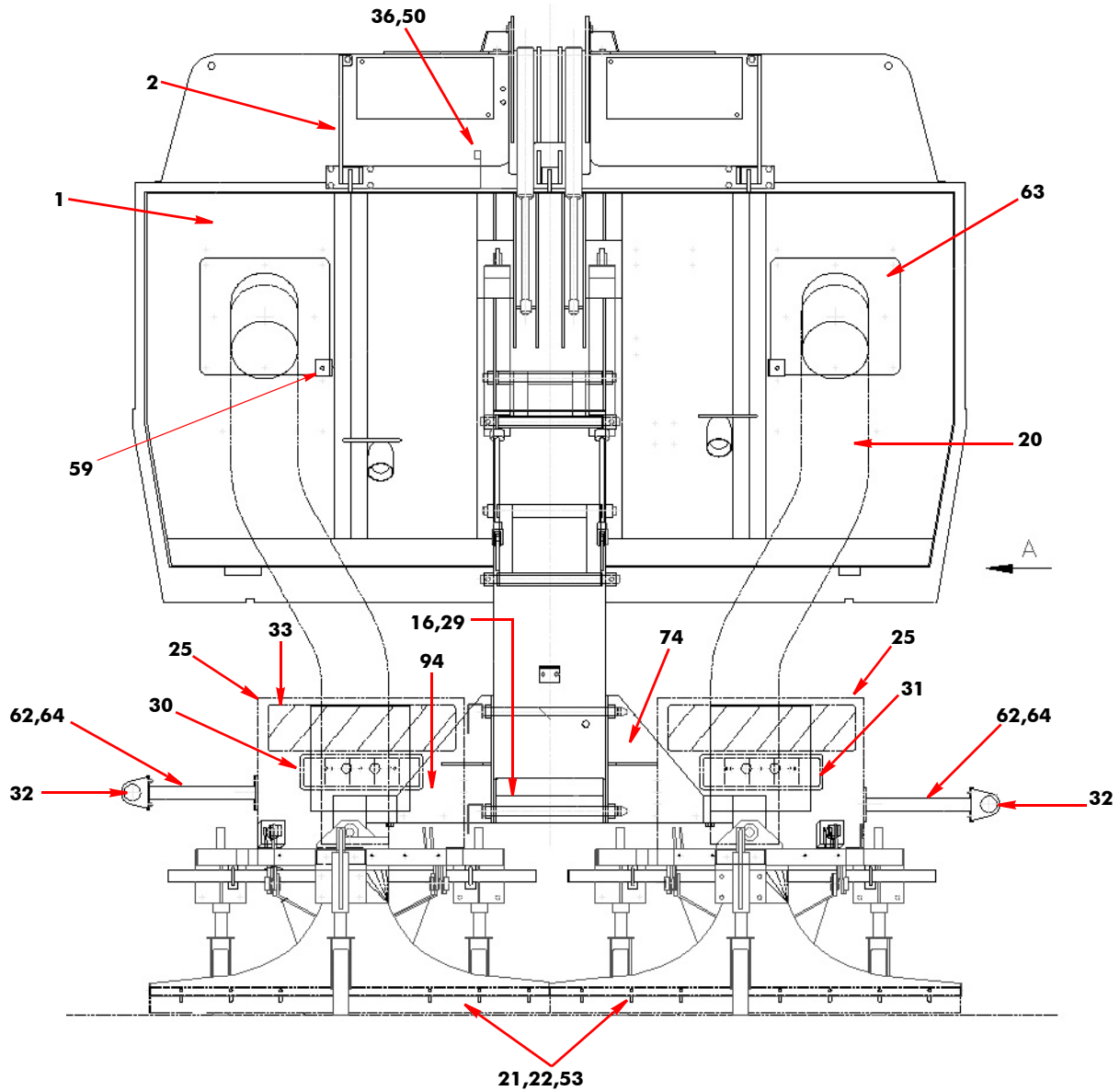


<b>Item</b>	<b>Part Number</b>	<b>Quantity</b>	<b>Description</b>
	<b>027015</b>		<b>REAR SUCTION NOZZLE - OPTION</b>
1	026962	1	Rear Door
2	025660	1	. Adjustable hinge Plate
3	026426	1	. Adjustable Ram Mount
4	026427	2	. Bracket, Ram Mount
5	028873	2	. Cylinder Assembly
6	026968	2	. Pneumatic Cylinder 63 Bore
7	026392	2	. Ram Pivot
8	026384	1	. Top Link
9	026385	1	. Bottom Link
10	026967	1	. Main Support
11	027817	1	. Central Support Beam
12	027816	2	. Nozzle Frame
13	026969	2	. Chipping Nozzle
14	026402	2	. Linkage Pin Front
15	026401	2	. Linkage Pin Rear
16	026400	2	. Linkage Pin Removable
17	026395	2	. Pivot Pin
18	Typical	6	. Jacking Castor Assembly
19	026964	2	. Spraybar
NI	030251	AsReq	. . Jets
20	026974	0.50	. Hose 8"
21	026404	4	. Flap Side Skirt
22	026405	4	. Skirt Clamp
23	026406	4	. Skirt Clamp Ends
24	026407	4	. Rubber Skirt
25	027819	2	. Light Mounting
26	020299	6	. Clevis M16 x 1.5
27	010606	4	. Carabiner
28	026809	2	. Connector 7 mm
29	013053	2	. Linch Pin
30	013482	1	. Lamp LH
31	013483	1	. Lamp RH
32	028530	2	. Outline Marker Lamp
33	022389	1	. Rear Marking Plate
34	013792	13	. Grease Nipple 1/4" BSP
35	026197	4	. Spraybar Brkt
36	026808	2	. Safety Switch
37	026810	2	. Safety Hook
38	026048	2	. Reed Switch
39	014983	4	. U Clamp 1 5/8
40	026749	1	. Wiring Loom, Rear Lights
41	014677	2	. Wiring Harness
42	028445	6	. Castor Brkt
43	027818	2	. Gobbler Pivot
44	023608	2	. Air Ram Nozzle Tilt
45	023827	2	. Ram End assembly
46	022673	2	. Clevis Pin
47	022674	2	. Clip Retaining

**Continued...**

When ordering replacement parts, always give the machine's Serial Number and specify Part Number, Quantity & Description





**D**

**REAR DOOR SUCTION NOZZLE ASSEMBLY**

When ordering replacement parts, always give the machine's Serial Number and specify Part Number, Quantity & Description

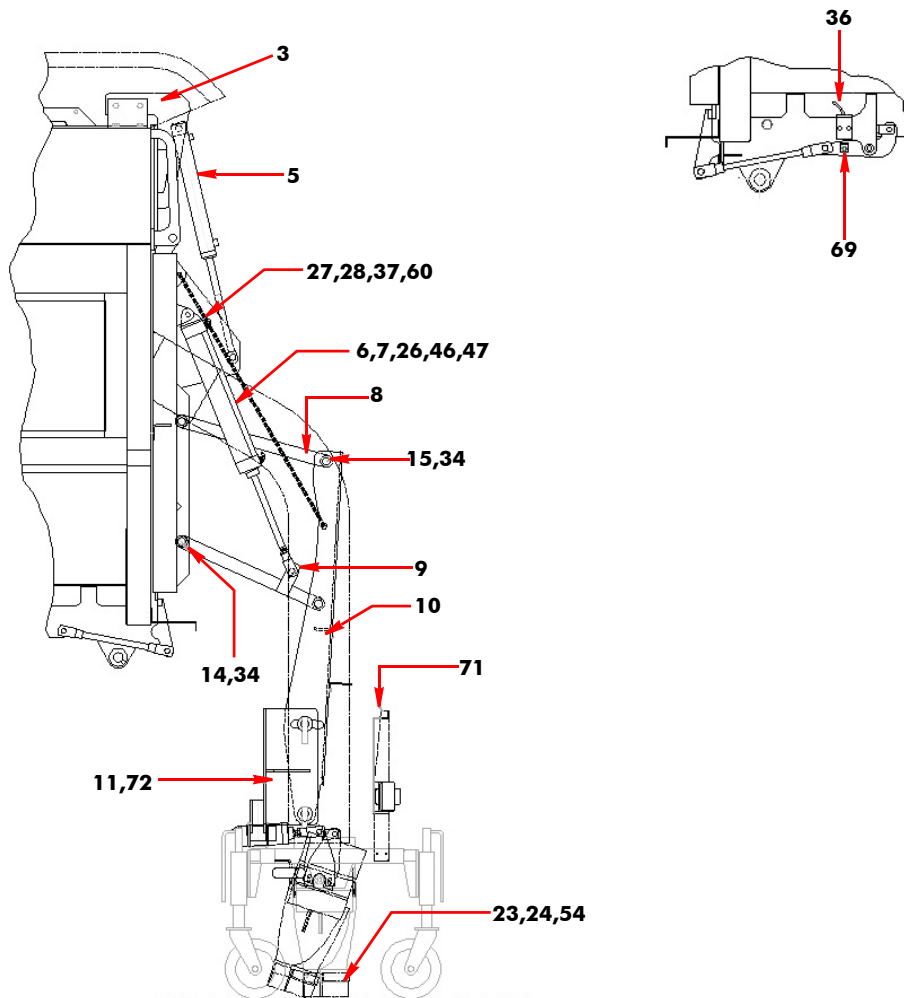
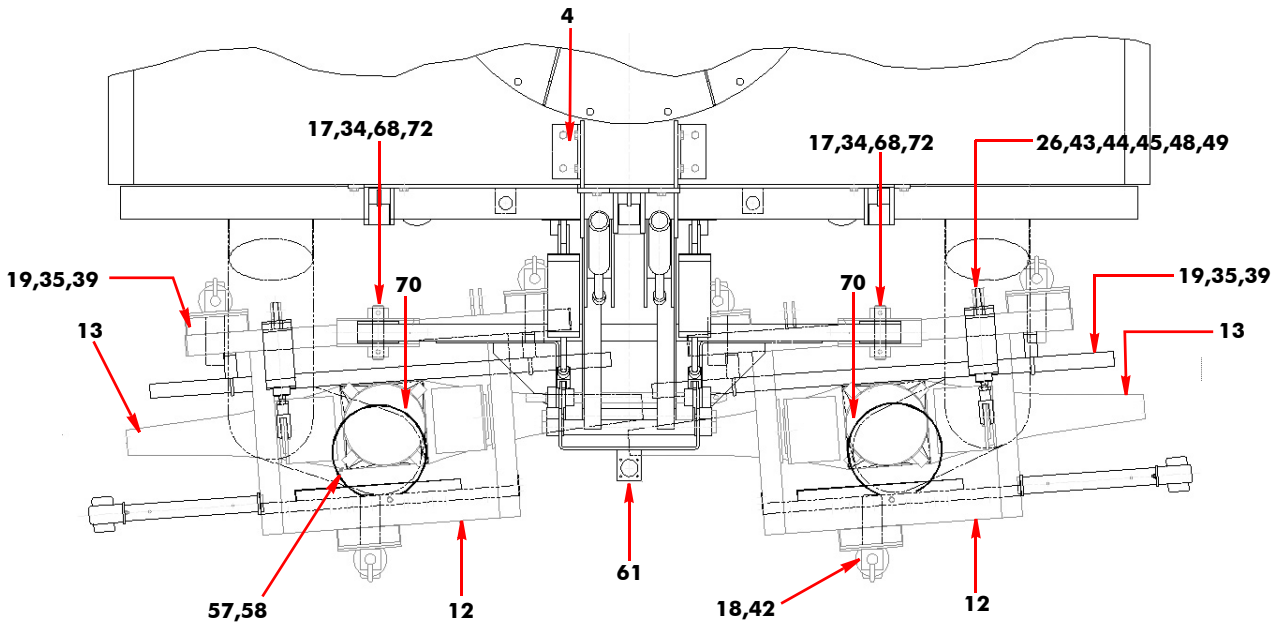


<i>Item</i>	<i>Part Number</i>	<i>Quantity</i>	<i>Description</i>
	<b>027015</b>		<b>REAR SUCTION NOZZLE - OPTION (continued)</b>
48	010067	2	. Pin 20 x 20
49	011122	4	. Split Pin $\frac{3}{16}$ " x $1\frac{1}{2}$ "
50	026750	1	. Proximity Switch Brkt
51	006019	2	. Quick Release Coupling Male
52	006020	2	. Quick Release Coupling Female
53	027826	4	. Flap Retainer Front/Rear
54	027827	4	. Flap Retainer Side/Rear
55	002116	1	. Valve Ball 3" c/w Handle
56	002117	2	. Hose Straight 3"
57	028165	1	. Spray Jet in Suction Tube
58	010950	3	. Hose, Reinforced $\frac{3}{8}$ "
59	028446	2	. Hose Brkt
60	010525	1	. Chain Link Large
61	026190	1	. ITT Connector Brkt
62	028444	2	. Extremity Sensor Brkt
63	027674	2	. Hose Spigot Plate
64	028499	2	. Nut Plate Extremity Indicator
65	021416	4	. Sleeve
66	000119	4	. Hex Setscrew M14 x 60 mm Long
67	011146	4	. Full Nut M14
68	012597	1	. Quick Release Coupling $\frac{1}{2}$ "
69	028655	2	. Nozzle Pivot Brkt
70	028656	2	. Safety Interlock Switch Brkt
71	023595	2	. Release Cable
72	025222	2	. Titanfast DX78
73	013662	8	. Bush
74	028710	1	. Support Beam Mounting Brkt LH
75	028711	1	. Support Beam Mounting Brkt RH
76	010997	1	. Hose $\frac{1}{2}$ " x 6170 mm Straight

When ordering replacement parts, always give the machine's Serial Number and specify Part Number, Quantity & Description



**D**



**REAR DOOR SUCTION NOZZLE ASSEMBLY**

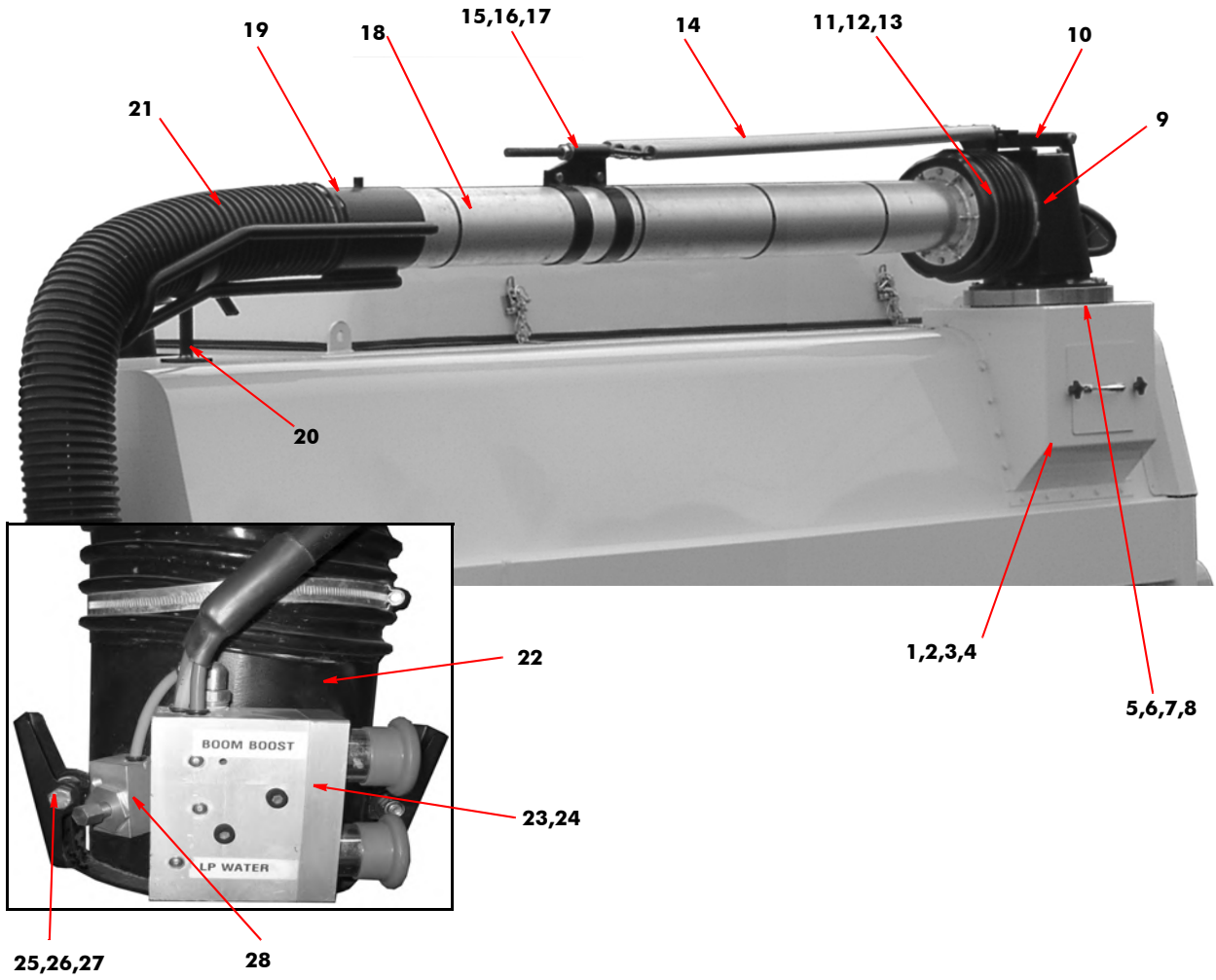
When ordering replacement parts, always give the machine's Serial Number and specify Part Number, Quantity & Description




<i>Item</i>	<i>Part Number</i>	<i>Quantity</i>	<i>Description</i>
<b>OVERHEAD BOOM ASSEMBLY</b>			
1	032160	2	. Boom Carrier (LH) Shown
1	034068	1	. Boom Carrier (RH)
	000257	26	. . Bolt, Hex Hd, M8 x 25 mm Long SS <sup>L</sup>
	000263	57	. . Washer SS
	000264	24	. . Nut, Hex M8 Nyloc SS
2	032351	1	. Access Cover
3	010502	1	. Handle
4	000248	2	. Locking Handle M8
5	013788	1	. Outer Slew Ring
6	013789	1	. Inner Slew Ring
7	013791	92	. Ball, Ø10
8	013792	1	. Grease Nipple ¼" BSP
	011031	22	. . Bolt, Hex Hd, M10 x 25 mm Long
	011095	17	. . Washer, Spring, M10
9	013793	1	. Boom Elbow
10	013801	1	. Spring Anchor Bracket
	011141	2	. . Bolt, Hex Hd, M16 x 35 mm Long
	011060	2	. . Nut, Hex M16 Nyloc
11	014223	1	. Suction Hose
12	013799	1	. Pivot Boom
13	013798	2	. Pivot Block
	012933	1	. . Jubilee Clip
	011036	4	. . Bolt, Hex Hd, M10 x 60 mm Long
14	013805	4	. Spring, 800 mm Long
15	013802	1	. Tensioner Anchor Bracket
16	013804	1	. Tensioner Bracket
17	013803	2	. Tensioner Clamp
	011053	2	. . Bolt, Hex Hd, M12 x 35 mm Long
	011077	5	. . Nut, Hex M12 Nyloc
18	032349	1	. Suction Tube (MERLIN)
18	034581	1	. Suction Tube (MAGNUM)
	011010	6	. . Bolt, Hex Hd, M8 x 20 mm Long
	011073	8	. . Nut, Hex M8 Nyloc
19	033399	1	. Boom End
20	033401	1	. Boom Hook Retaining Bracket
	011075	2	. . Nut, Hex M10 Nyloc
21	035990	As Req	. Wander Hose Ø160 ID
	010519	2	. . Jubilee Clip
22	033402	1	. Hose Coupling
23	033110	1	. Control Valve
24	023203	1	. Elbow, Ø6 Tube x ¼" BSP
	000137	2	. . Chaffed M5 x 50 mm Long
25	033536	2	. Clamp Handle
26	034802	4	. Spring
27	033463	2	. Spacer
	011016	2	. . Bolt, Hex Hd, M8 x 50 mm Long
28	034342	1	. LP Water Nozzle
	011087	1	. . Bolt, Hex Hd, M6 x 26 mm Long
29	033403	1	. Boom Tube Coupling
	000250	4	. . Bolt, Hex Hd, M6 x 20 mm Long SS
	000253	4	. . Nut, Hex M6 SS
30	013507	2	. Lynch Pin
31	020711	2	. Leash Cable
32	023599	2	. Pull Ring
33	022747	2	. Hook
34	034551	1	. Lower Section Tube

**Continued...**

When ordering replacement parts, always give the machine's Serial Number and specify Part Number, Quantity & Description



**D**




When ordering replacement parts, always give the machine's Serial Number and specify Part Number, Quantity & Description



<i>Item</i>	<i>Part Number</i>	<i>Quantity</i>	<i>Description</i>
<b>OVERHEAD BOOM ASSEMBLY (continued)</b>			
35	034552	1	Extension Tube
36	034065	1	. Extension Tube Coupling Top
	0002501	4	. . Bolt, Hex Hd, M6 x 20 mm Long SS
	000253	4	. . Nut, Hex M6 SS Nyloc
37	034070	1	. Hose Coupling Stowage Bracket (RH) Shown ( <b>MERLIN / MAGNUM</b> )
37	033400	1	. Hose Coupling Stowage Bracket (LH) ( <b>MAGNUM</b> )
	000256	8	. . Bolt, Hex Hd, M8 x 20 mm Long SS
	000253	8	. . Nut, Hex M8 SS Nyloc
38	026239	2	. Lower Suction Tube Retaining Bracket
39	014997	2	. . Plastic Handle Grip
40	028117	1	. Switch, Air Pressure


When ordering replacement parts, always give the machine's Serial Number and specify Part Number, Quantity & Description



**D**




37



38

39



40


When ordering replacement parts, always give the machine's Serial Number and specify Part Number, Quantity & Description



<i>Item</i>	<i>Part Number</i>	<i>Quantity</i>	<i>Description</i>
<b>REAR BOOM SUCTION TUBE ASSEMBLY (DDD)</b>			
1	035293	1	Rear Boom Handle
2	034822	1	. Boom Mounting Cup
3	034823	1	. . Boom mounting Lock
4	034821	1	. Boom Mounting Hook
5	035947	2	. Switch
6	035294	2	. . Switch Plate Cover
7	035474	2	. . . Cable Gland
8	035370	1	. . . Wiring Loom

When ordering replacement parts, always give the machine's Serial Number and specify Part Number, Quantity & Description





**D**

When ordering replacement parts, always give the machine's Serial Number and specify Part Number, Quantity & Description



**THIS PAGE INTENTIONALLY LEFT BLANK**

When ordering replacement parts, always give the machine's Serial Number and specify Part Number, Quantity & Description

# ILLUSTRATED PARTS CATALOGUE

## SCARAB TRUCK-MOUNTED SWEEPERS - CANbus 2 MODELS

---

# SECTION E WASHING & DUST SUPPRESSION EQUIPMENT

## Table of Contents

<b>Assembly/Description</b>	<b>Page</b>
LOW-PRESSURE WATER PUMP	
Twin Water Pump Arrangement . . . . .	1
Twin Water Pump Components . . . . .	3
Water Valves . . . . .	5
Water Relief Valve Assembly . . . . .	5
WATER TANKS & FILTRATION	
Water Tank Arrangement (GRP) . . . . .	7
Water Tank Arrangement (Stainless Steel) . . . . .	9
Water filter Arrangements . . . . .	11
SPRAY BAR ARRANGEMENTS . . . . .	
Low-pressure Spray Bar . . . . .	13
Side Brush Spray Nozzle . . . . .	13
Suction Box Dust Suppression . . . . .	15
Suction Tube Dust Suppression . . . . .	15
High-pressure Spray Bar Assembly . . . . .	17
High & low-pressure Spray Bar Assembly . . . . .	17
Air Operated Front Spray Bar Raise/Lower Kit . . . . .	19
High-pressure Split Front spray Bar (250 BAR) . . . . .	19
Nozzle Water Boost Bar Assembly . . . . .	19
HOSE-REEL / LANCE ARRANGEMENTS	
Automatic Hose-reel / Lance . . . . .	21
Automatic Hose-reel and Lance (250 Bar Pump) . . . . .	21
OPTIONS	
Hydrant Filler Arrangements . . . . .	23
Hydrant Mounted Locker Kit . . . . .	23
Detergent Kit . . . . .	25
Wander Hose Dust Suppression . . . . .	25
Hand-wash Basin . . . . .	25
WATER BOOM ASSEMBLY - OPTION	
Water Boom Assembly . . . . .	27

**Continued...**

# ILLUSTRATED PARTS CATALOGUE

SCARAB TRUCK-MOUNTED SWEEPERS - CANbus 2 MODELS

---

**THIS PAGE LEFT INTENTIONALLY BLANK**

# ILLUSTRATED PARTS CATALOGUE

SCARAB TRUCK-MOUNTED SWEEPERS - CANbus 2 MODELS

---

## SECTION E WASHING & DUST SUPPRESSION EQUIPMENT

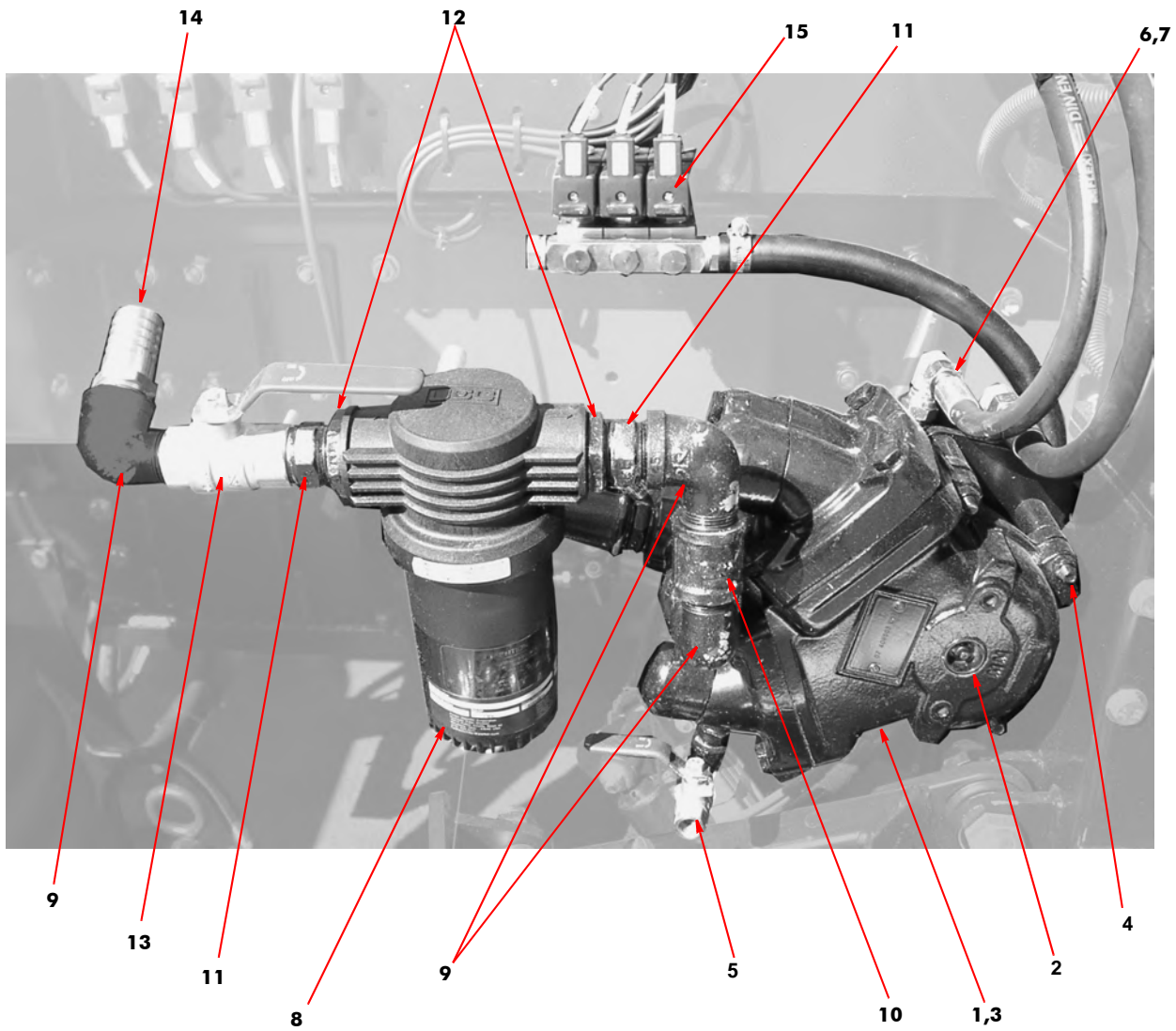
### Table of Contents Continued

<b>Assembly/Description</b>	<b>Page</b>
HIGH-PRESSURE PUMPS	
30 litre High-pressure Pump Assembly . . . . .	29
30 Litre High-pressure Pump -160 bar (internal components) . . . . .	31
42 litre High-pressure Pump Assembly . . . . .	33
42 Litre High-pressure Pump (internal components) . . . . .	35
30 Litre High-Pressure Pump Assembly (Neron) . . . . .	37
Regulator Valve . . . . .	37
30 Litre High-Pressure Pump (Neron) (Internal Components) . . . . .	39
59 litre High-Pressure Pump Assembly (250 Bar) Prattisoli Pump . . . . .	41



<i>Item</i>	<i>Part Number</i>	<i>Quantity</i>	<i>Description</i>
<b>TWIN WATER PUMP GENERAL ASSEMBLY</b>			
1	024385	1	. PUMP ASSEMBLY, TWIN WATER . . . . . Page E3
1	024385SE	1	. PUMP ASSEMBLY, TWIN WATER (Service Exchange Unit). . . . Page E3
NI	024241	1	. Locating Ring
NI	024245	2	. Clamp, Water Pump
NI	024908	4	. Stud
2	010903	1	. . Grease Nipple
3	024243	1	. . Plate, Mounting Pump
4	014873	4	. . . Spacer 37 x 20 x 11
	011018	4	. . . . Hex Bolt M8 x 90
	011073	4	. . . . Nut M12
5	011743	1	. . Valve, Ball, 1/4" BSP
NI	013527	1	. MOTOR, DANFOSS OMP 50 . . . . . Page F27
NI	023069	1	. . Danfoss Seal Kit (only for motors without a drainport)
	011058	2	. . . Screw, Csk Skt Hd, M12 x 40 mm long
	011077	4	. . . Nut, Hex, M12
6	011167	2	. . Adaptor, 1/2" BSP x 3/8" BSP
7	011154	2	. . . Seal, Dowty 1/2" BSP
NI	024837	1	. RELIEF VALVE ASSEMBLY . . . . . Page E5
	011048	1	. . . Nut 1/2" UNF Thin
8	023862	1	. FILTER. . . . . Page E11
9	010917	3	. . Elbow, 90°, 3/4" BSP M&F
10	010934	1	. . Socket 3/4" BSP
11	010916	2	. . Nipple, hex 3/4" BSP
12	000154	2	. . Reducing Bush 1" - 3/4" BSP
13	013757	1	. . Ball Valve 3/4"
14	010931	1	. . Hose Tail, 1" x 3/4" BSP
15	SEE REF	1	. WATER VALVE ASSEMBLY . . . . . Page E5

When ordering replacement parts, always give the machine's Serial Number and specify Part Number, Quantity & Description



**TWIN WATER PUMP (LOW-PRESSURE)  
GENERAL ASSEMBLY**

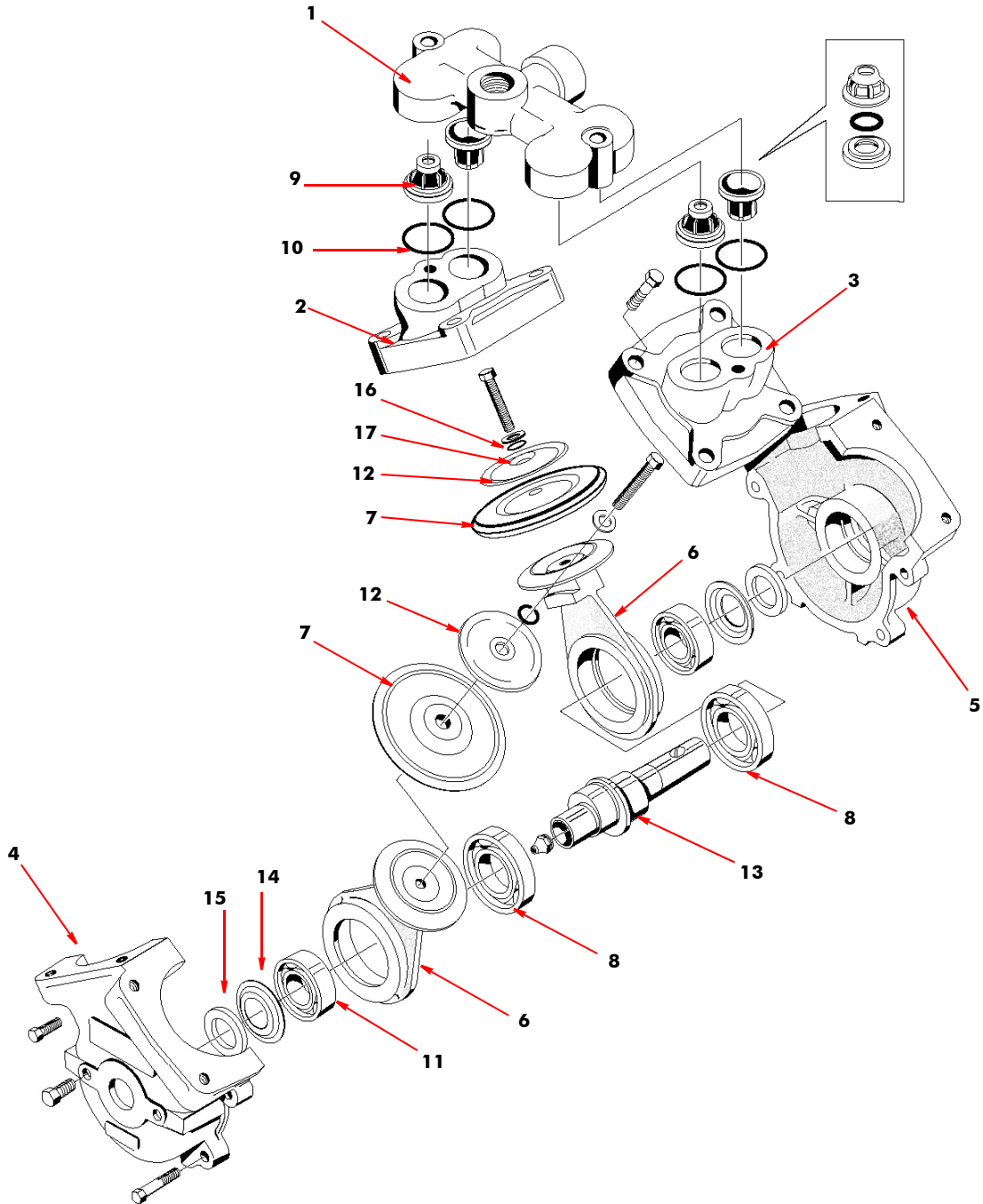
When ordering replacement parts, always give the machine's Serial Number and specify Part Number, Quantity & Description



<i>Item</i>	<i>Part Number</i>	<i>Quantity</i>	<i>Description</i>
<b>TWIN WATER PUMP COMPONENTS</b>			
1	020460	1	. Hardi Twin Pump Bridge
2	020464	1	. Hardi Twin Pump Head (mod)
3	020463	1	. Hardi Twin Pump Head
4	020461	1	. Hardi Twin Pump Crankcase
5	020462	1	. Hardi Twin Pump Crankcase (mod)
6	014682	2	. Conrod Hardi Pump
7	013629	2	. Diaphragm Hardi Pump
8	013522	2	. Bearing Ball 6007
9	013627	4	. Poppet Valve
10	013628	4	. . Sealing Ring
11	022726	1	. Bearing Ball 6205
12	014882	2	. Pump Backing Plate
13	014869	1	. Pump Eccentric
14	014881	1	. Retainer
15	014879	1	. . Felt Washer
16	031560	2	. Seal
17	031561	2	. Washer

When ordering replacement parts, always give the machine's Serial Number and specify Part Number, Quantity & Description





**TWIN WATER PUMP (LOW-PRESSURE) COMPONENTS**

When ordering replacement parts, always give the machine's Serial Number and specify Part Number, Quantity & Description



<i>Item</i>	<i>Part Number</i>	<i>Quantity</i>	<i>Description</i>
<b>WATER VALVE ASSEMBLY (Airtechnics)</b>			
1	031281	1	Water valve 3 way assembly
1	031282	1	Water valve 4 way assembly
1	031283	1	Water valve 5 way assembly
1	031284	1	Water valve 6 way assembly
1	031285	1	Water valve 7 way assembly
2	030740	*	. Valve solenoid
3	030743	*	. .Coil, 24 V
4	030736	1	. Manifold 3 port
4	030737	1	. Manifold 4 port
4	030738	1	. Manifold 5 port
4	031097	1	. Manifold 7 port
5	010930	1	. . Hose tail $\frac{3}{8}$ " BSP x $\frac{5}{8}$ " Hose
6	010922	*	. . Hose tail $\frac{1}{4}$ " BSP x $\frac{3}{8}$ " Hose
7	031099	2	. Mounting bracket
NI	010950	As req	. . Hose, water


<i>Item</i>	<i>Part Number</i>	<i>Quantity</i>	<i>Description</i>
<b>WATER VALVE ASSEMBLY (Cotswold)</b>			
1	034596	1	Water valve 2 way assembly
1	034597	1	Water valve 3 way assembly
1	034598	1	Water valve 4 way assembly
1	034599	1	Water valve 5 way assembly
1	034600	1	Water valve 6 way assembly
1	034601	1	Water valve 7 way assembly
2	034616	2	. Mounting bracket
3	010930	*	. . Hose tail, $\frac{3}{8}$ " BSP X $\frac{5}{8}$ " Hose
NI	010517	1	. . Hose clip, worm drive, 18 - 25 mm
4	010922	*	. . Hose tail, $\frac{1}{4}$ " BSP x $\frac{3}{8}$ " Hose
NI	010516	*	. . Hose clip, worm drive, 11 - 18 mm
NI	010950	As Req	. . Hose, water
5	034625	*	. . Solenoid, water + solenoid + coil
6	034610	*	. . Coil, 24 V, 8 W
NI	034624	As Req	. . Repair kit

**NOTE:**


\* The number of valves, their voltage and related fittings is dependent on chassis and options fitted and, therefore, which version of Item 1 has been installed.

<i>Item</i>	<i>Part Number</i>	<i>Quantity</i>	<i>Description</i>
<b>WATER RELIEF VALVE ASSEMBLY</b>			
1	010101	1	Valve, release $\frac{3}{4}$ "
2	011048	2	Nut, Nyloc 1/2" UNF
3	010946	2	Bush $\frac{3}{4}$ " x $\frac{3}{8}$ " BSP
4	010930	2	Hose tail $\frac{3}{8}$ " x $\frac{5}{8}$ " BSP
5	010916	1	Nipple, hex $\frac{3}{4}$ " BSP
6	010919	1	Tee $\frac{3}{4}$ " BSP

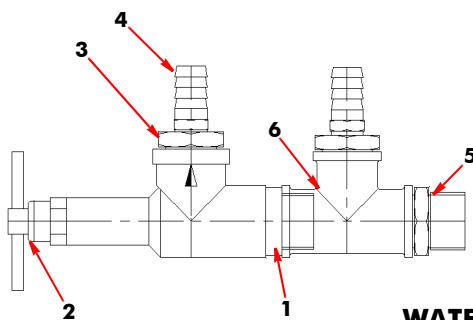
When ordering replacement parts, always give the machine's Serial Number and specify Part Number, Quantity & Description



**AIRTECHNICS WATER VALVE ASSEMBLY**



**COTSWOLD WATER VALVE ASSEMBLY**



**WATER RELIEF VALVE ASSEMBLY**

When ordering replacement parts, always give the machine's Serial Number and specify Part Number, Quantity & Description







Item	Part no	Quantity	Description
<b>WATER TANK ASSEMBLY (GRP)</b>			
1	Various*	1	Water Tank (GRP)
NI	025271	1	. Lid, Water tank
2	025222	0.04	Titanfast Section DX78
	011072	6	Nut, Hex, M8
	011092	6	Washer M8
3	010946	4	Red Bush $\frac{3}{4}$ " x $\frac{3}{8}$ " BSP
4	010913	3	Elbow M&F $\frac{3}{8}$ " BSP
5	010930	4	$\frac{3}{8}$ " x $\frac{5}{8}$ " Hose Tail
6	001046	1.50	Hose $\frac{5}{8}$ " Clear
	000202	2	'O' Clip $\frac{1}{8}$ "
7	010917	2	Elbow M&F $\frac{3}{4}$ " BSP
8	010931	2	Hose Tail, $\frac{3}{4}$ " x 1" Male
9	010916	1	Nipple, Hex, $\frac{3}{4}$ " BSP
10	013757	1	Ball Valve $\frac{3}{4}$ "
	012969	14	Rubber Washer 40 x 12 x 6
	011096	7	. Washer M12
	011077	7	. Nut, Nyloc, M12
NI	025335	1	Ball $\frac{1}{2}$ " Plastic
11	001045	2.50	. Hose, Green, Medium Duty $1\frac{1}{2}$ "
	003007	4	. Hose clip, worm drive, 35 - 50 mm
NI	014983	1	. Exhaust U Clamp $\frac{5}{8}$ "
12	013169	1	. Hydrant Adaptor
NI	003026	1	. Back-nut, $1\frac{1}{2}$ " BSP
13	024586	1	Hydrant Filler Pipe Assembly
14	024578	1	. Pipe Hydrant Filler Top
15	024585	1	. Bracket, Hydrant Filler
NI	028627	1	. . Cage Option (Prevents leaves entering tank)
NI	021804	1	. Float Switch

\* Please refer to Parts Dept, quoting the relevant model and serial number

When ordering replacement parts, always give the machine's Serial Number and specify Part Number, Quantity & Description



**E**




**GRP WATER TANK**

When ordering replacement parts, always give the machine's Serial Number and specify Part Number, Quantity & Description

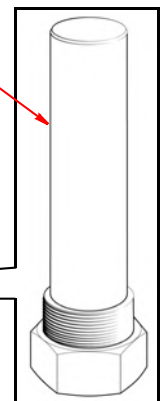



<i>Item</i>	<i>Part no</i>	<i>Quantity</i>	<i>Description</i>
<b>WATER TANK ARRANGMENT (STAINLESS STEEL)</b>			
1	Typical	1	. Tank
2	030869	1	. . Filler pipe
3	003007	2	. . Hose clip, worm drive, 35 - 50 mm
4	001045	As Req	. . Hose, green, medium duty 1½"
NI	013169	1	. . Hydrant adaptor
NI	021804	1	. . Float switch, minimum water level
NI	010913	As Req	. . Elbow M/F ¾" BSP
NI	010930	As Req	. . . Hose tail 5/8" x 3/8" BSP
NI	001046	As Req	. . . Hose, clear 5/8"
NI	025335	1	. . . . Ball, plastic 1/2"
NI	000202	2	. . . . O-Clip 7/8"
5	012882	1	. Sacrificial anode
6	000154	As Req	. . Bush, reducing 1" x ¾" BSP
7	010931	As Req	. . Hose tail, 1" X ¾" BSP
8	010518	As Req	. . Hose clip, worm drive, 30 - 40 mm
9	010916	As Req	. . Nipple, hex ¾" BSP
10	013757	As Req	. . Ball valve ¾" BSP
11	000154	As Req	. . Elbow M/F ¾" BSP
12	023862	1	. . Filter water
NI	010959	As Req	. . Hose 1"
13	033838	4	. . A/V mount, rubber
14	031309	4	. . . Washer
15	011133	4	. . . Bolt, hex hd, M16 x 100 mm long
16	011060	4	. . . Nut M16 Nyloc
17	Typical	4	. . . Tank, mount
NI	Typical	1	. Splash cover

When ordering replacement parts, always give the machine's Serial Number and specify Part Number, Quantity & Description



**E**



**STAINLESS STEEL WATER TANK**

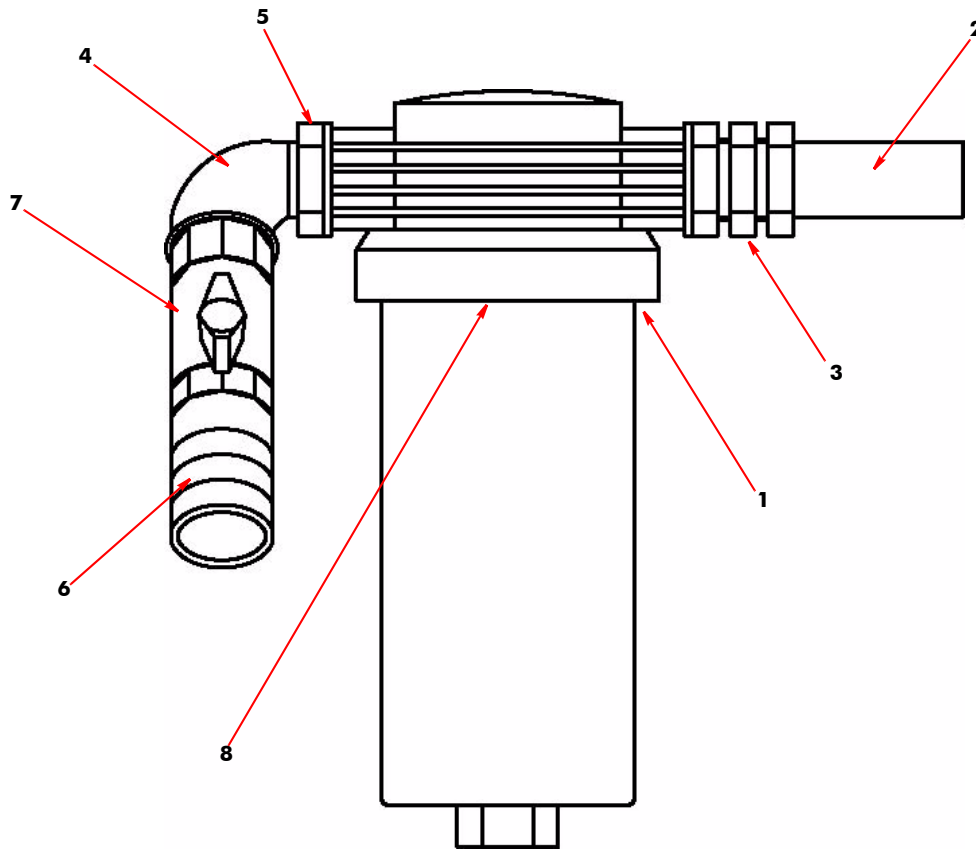
When ordering replacement parts, always give the machine's Serial Number and specify Part Number, Quantity & Description



<i>Item</i>	<i>Part no</i>	<i>Quantity</i>	<i>Description</i>
<b>WATER FILTER ASSEMBLY - HIGH-PRESSURE PUMP</b>			
1	023862	1	. Filter, water
NI	023863	1	.. Element, gauze
NI	023897	1	... O-Ring
2	024924	1	.. Hose tail, $\frac{3}{4}$ " BSP
3	010935	2	... B/Nut, $\frac{3}{4}$ " BSP
4	010917	1	.. Elbow $\frac{3}{4}$ " BSP, M/F
5	000154	2	... Bush, reducing, 1" to $\frac{3}{4}$ " BSP
6	010931	1	... Hose tail, 1" x $\frac{3}{4}$ " BSP
7	013757	1	.. Ball valve $\frac{3}{4}$ " BSP
8	023897	1	.. O-Ring

When ordering replacement parts, always give the machine's Serial Number and specify Part Number, Quantity & Description





**WATER FILTER ASSEMBLY - HIGH-PRESSURE PUMP**



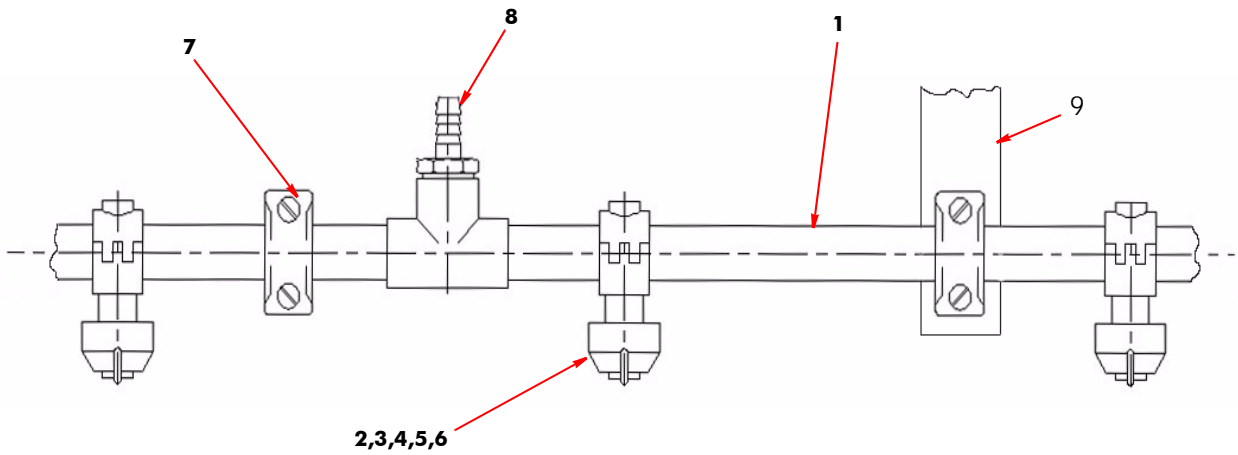
When ordering replacement parts, always give the machine's Serial Number and specify Part Number, Quantity & Description



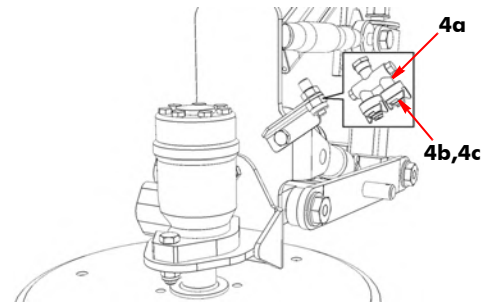

<i>Item</i>	<i>Part no</i>	<i>Quantity</i>	<i>Description</i>
	<b>030323</b>	<b>1</b>	<b>LOW-PRESSURE FRONT SPRAY BAR - PLASTIC</b>
1	030323	1	Low-pressure spray bar
2	030632	7	. Jet
3	030634	7	. Nozzle holder
4	030635	7	. Cap jet
5	030633	7	. Filter
6	030636	7	. Washer, rubber
7	031338	2	. Clamp
8	031339	1	. Hose tail
9	030392	3	. Bracket

<i>Item</i>	<i>Part No</i>	<i>Quantity</i>	<i>Description</i>
			<b>LOW-PRESSURE SIDE BRUSH SPRAY NOZZLE</b>
1	011743	1	Valve, ball, 1/4" BSP
2	010249	1	. Bracket, RH
NI	036042	1	. Bracket, double spray jet, RH
2	010589	1	. Bracket, LH
NI	036043	1	. Bracket, double spray jet, LH
3	010112	1	. Spray jet body
4	012926	1	. . Spray jet, LF6-80
4a	036044	1	. Spray jet assembly (double)
NI	011199	1	. . Adaptor, 3/8" BSP x 1/4" BSP
4b	030746	2	. . Spray jet body
4c	030748	1	. . . Spray jet
5	030951	1	. Nut
6	100910	1	. . Elbow
7	010922	1	. . Hose tail
8	010516	1	. . Hose clip, worm drive, 11 - 16 mm
9	010950	As Req	. . Hose, water
10	011031	1	. . . Bolt, hex hd, M10 x 25 mm long
11	011075	1	. . . Nut, M10

When ordering replacement parts, always give the machine's Serial Number and specify Part Number, Quantity & Description



**LOW-PRESSURE SPRAY BAR**



**SIDE BRUSH LOW-PRESSURE SPRAY NOZZLE**

When ordering replacement parts, always give the machine's Serial Number and specify Part Number, Quantity & Description






<i>Item</i>	<i>Part no</i>	<i>Quantity</i>	<i>Description</i>
<b>SUCTION BOX DUST SUPPRESSION</b>			
1	013360	4	. Jet assembly
	011001	4	. . Bolt, hex hd, M6 x 16 mm long
	010950	As Req	. Hose, plastic reinforced, $\frac{3}{8}$ "
	003000	3	. Tee
	010516	11	. . Hose clip, worm drive, 11 - 16 mm

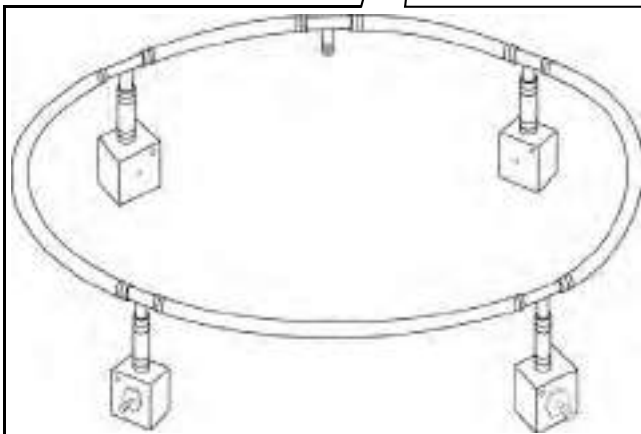

<i>tem</i>	<i>Part no</i>	<i>Quantity</i>	<i>Description</i>
<b>SUCTION TUBE DUST SUPPRESSION</b>			
1	013360	4	. Jet assembly
	011001	4	. . Bolt, hex hd, M6 x 16 mm long
	010950	As Req	. Hose, plastic reinforced, $\frac{3}{8}$ "
	003000	5	. Tee
	010516	18	. . Hose clip, worm drive, 11 - 16 mm

When ordering replacement parts, always give the machine's Serial Number and specify Part Number, Quantity & Description



**SUCTION BOX DUST SUPPRESSION**

**E**



**SUCTION TUBE DUST SUPPRESSION**

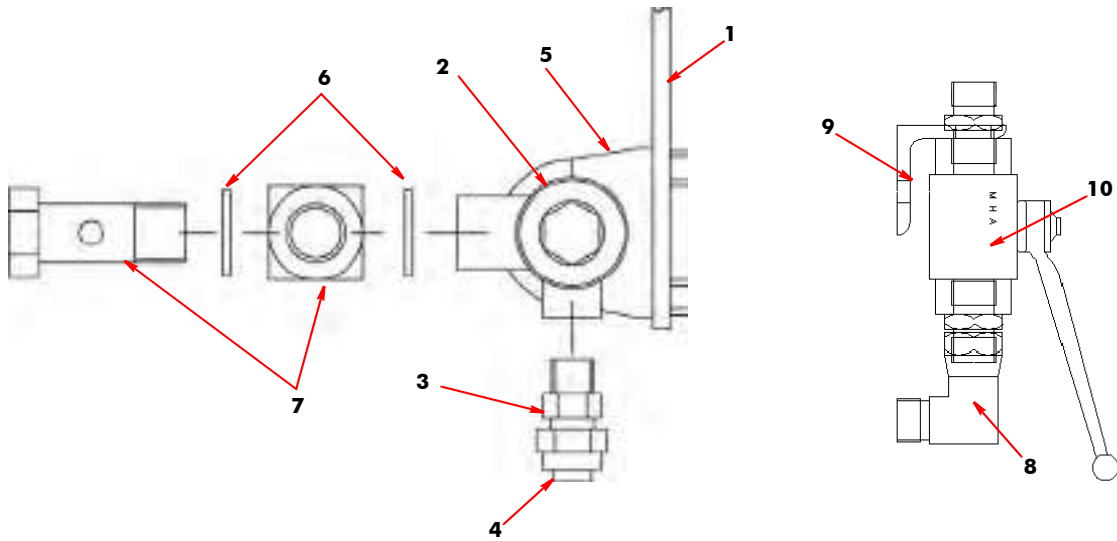
When ordering replacement parts, always give the machine's Serial Number and specify Part Number, Quantity & Description



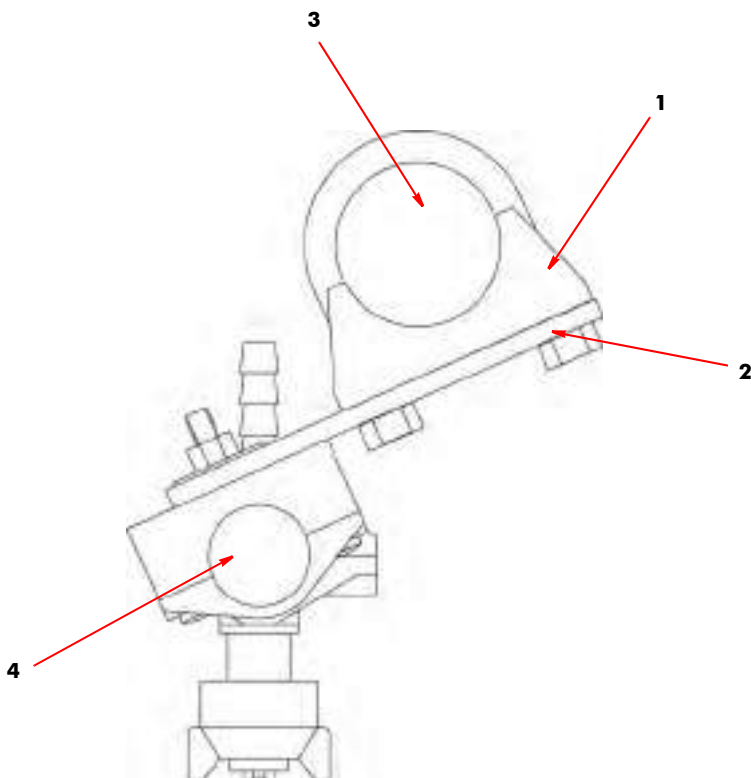
<i>Item</i>	<i>Part no</i>	<i>Quantity</i>	<i>Description</i>
<b>HIGH-PRESSURE SPRAY BAR ASSEMBLY - OPTION</b>			
1	Typ		Bracket, front spray bar
2	020405	1	. Spray bar
3	010112	11	. Nozzle body/cap
4	023377	11	. Jets
5	014983	2	. Clamp
6	011154	3	. Dowty seal $\frac{1}{2}$ " BSP
7	011188	1	. Banjo elbow $\frac{1}{2}$ " BSP
8	011173	2	. Swivel elbow $\frac{1}{2}$ " BSP
9	025007	1	. Angle bracket
10	023176	1	. Ball valve - (mounted an rear of cab)
NI	002110	1	. Tee $\frac{1}{2}$ " x $\frac{1}{2}$ " x $\frac{3}{8}$ " M/F/M

<i>Item</i>	<i>Part no</i>	<i>Quantity</i>	<i>Description</i>
<b>HIGH &amp; LOW-PRESSURE SPRAY BAR ASSEMBLY</b>			
1	014983	3	. Exhaust 'U' Clamp 1 $\frac{5}{8}$ "
2	030392	3	. Bracket
3	025006	1	High-pressure spray bar assembly
4	030323	1	Low-pressure spray bar assembly

When ordering replacement parts, always give the machine's Serial Number and specify Part Number, Quantity & Description



**HIGH-PRESSURE SPRAY BAR ASSEMBLY**



**HIGH & LOW-PRESSURE SPRAY BAR ASSEMBLY**

When ordering replacement parts, always give the machine's Serial Number and specify Part Number, Quantity & Description





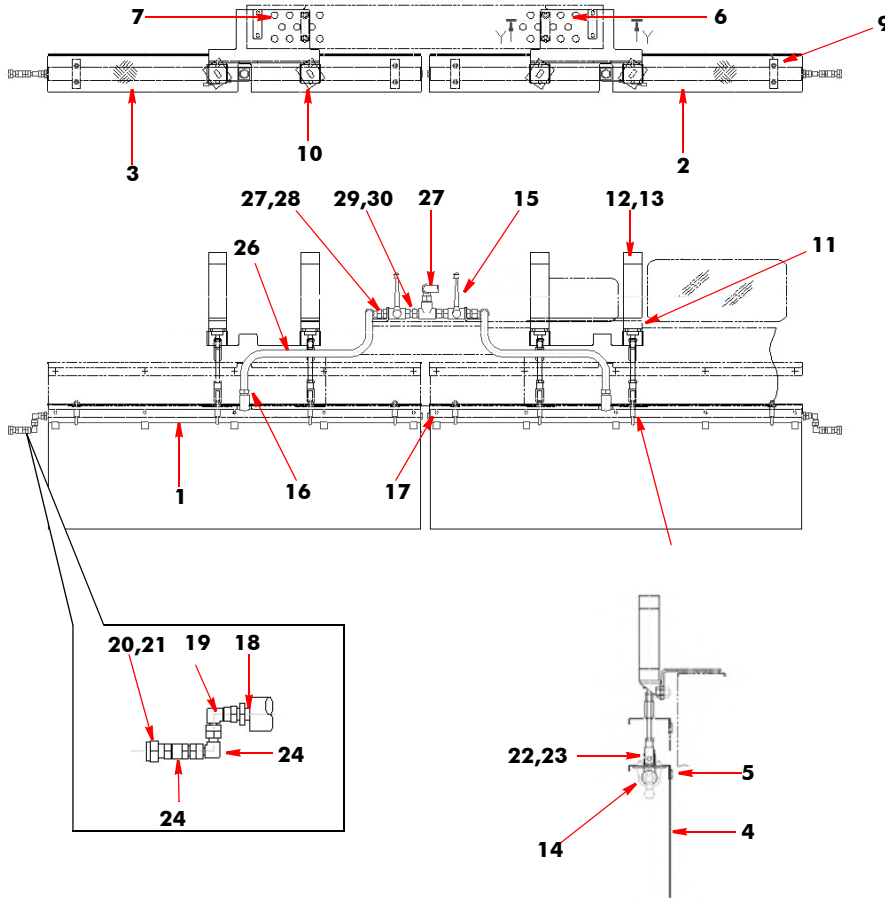
<i>Item</i>	<i>Part no</i>	<i>Quantity</i>	<i>Description</i>
	<b>024601</b>		<b>AIR OPERATED FRONT SPRAY BAR RAISE/LOWER KIT - OPTION</b>
NI	020602	2	CYLINDER 40 X 125 .....Page G15
NI	020731	2	Bracket, air cylinder
NI	023270	2	Clevis pin
NI	023051	2	Bracket, front spray bar slewing
NI	014469	3	Clevis, M12 x 1.25

<i>Item</i>	<i>Part Number</i>	<i>Quantity</i>	<i>Description</i>
	<b>028514</b>		<b>HIGH-PRESSURE SPLIT FRONT SPRAYBAR (250 BAR) - OPTION</b>
1	028515	2	High-pressure spray bar
2	028516	1	. Spraybar cover LH
3	028517	1	. Spraybar cover RH
4	028518	2	. Spraybar rear flap
5	028519	2	. Spraybar flap clamp
6	028520	1	. Spraybar mount LH
7	028521	1	. Spraybar mount RH
8	028522	4	. Spraybar mount packer
9	027814	4	. Cover plate spacer
10	027763	4	. Clamp bracket
11	020731	4	. Bracket, air cylinder
12	020602	4	. PNEUMATIC CYLINDER, 40 X 125 .....Page G15
13	014469	4	. Clevis M12
14	014983	8	. 'U' Clamp 1 <sup>5</sup> / <sub>8</sub> "
15	023176	2	. Ball valve 1 <sup>1</sup> / <sub>2</sub> " BSP
16	011166	2	. Adaptor 3 <sup>3</sup> / <sub>4</sub> " to 1 <sup>1</sup> / <sub>2</sub> " BSP
17	011242	2	. Plug 3 <sup>3</sup> / <sub>8</sub> " BSP
18	011199	2	. Adaptor 3 <sup>3</sup> / <sub>8</sub> " to 1 <sup>1</sup> / <sub>4</sub> " BSP
19	011159	2	. Swivel elbow 1 <sup>1</sup> / <sub>4</sub> " BSP F/F
20	010112	2	. Nozzle
21	020027	2	. Spray jet LF2-50
21	030252	2	. Jets (special) lechler flat 6502 1/4 MEG
22	023269	4	. Clip retaining M12
23	023270	4	. Clevis pin M12
24	011171	2	. Swivel elbow 1 <sup>1</sup> / <sub>4</sub> " BSP
25	002014	2	. Adaptor 1 <sup>1</sup> / <sub>4</sub> " BSP M/F
26	001076	2	. Hose 1 <sup>1</sup> / <sub>2</sub> " x 600 mm long
27	011173	3	. Swivel elbow 1 <sup>1</sup> / <sub>2</sub> " BSP M/F
28	011160	2	. Adaptor 1 <sup>1</sup> / <sub>2</sub> " BSP
29	011177	2	. Adaptor 1 <sup>1</sup> / <sub>2</sub> " BSP M/F
30	011181	1	. Tee 1 <sup>1</sup> / <sub>2</sub> " BSP M/M/M
31	025007	2	. Mounting bracket

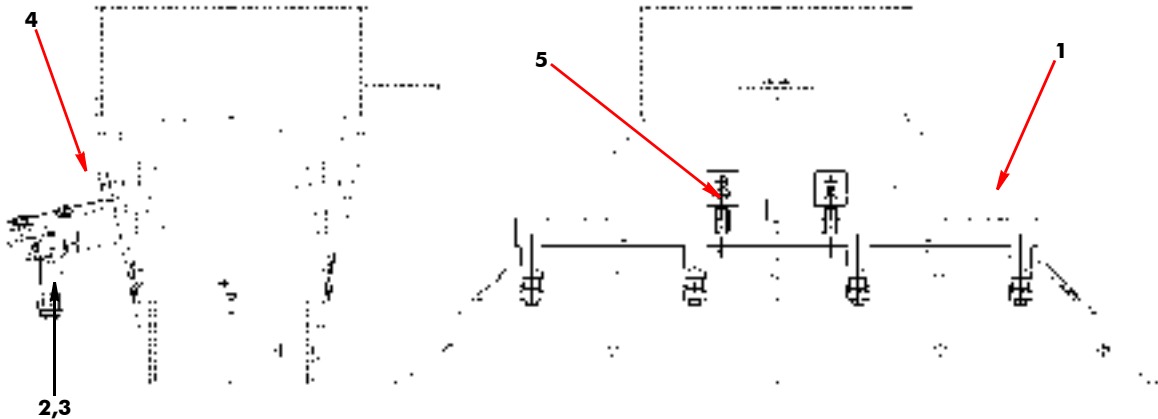
<i>Item</i>	<i>Part no</i>	<i>Quantity</i>	<i>Description</i>
	<b>025009</b>		<b>NOZZLE WATER-BOOST BAR ASSEMBLY - OPTION</b>
1	020589	1	Spray bar - boost
1	028616	1	Spray bar - boost (MAGNUM PLUS)
2	012316	AsReq	. Spray jet LF4-80
2	030251	AsReq	. Spray jet 4004
3	010112	4	. Nozzle body & cap
4	020590	1	. Bracket
5	020774	2	. Clamp

When ordering replacement parts, always give the machine's Serial Number and specify Part Number, Quantity & Description





**HIGH-PRESSURE SPLIT FRONT SPRAYBAR**  
Dual Ram 250 Bar



**NOZZLE WATER-BOOST BAR ASSEMBLY**

When ordering replacement parts, always give the machine's Serial Number and specify Part Number, Quantity & Description

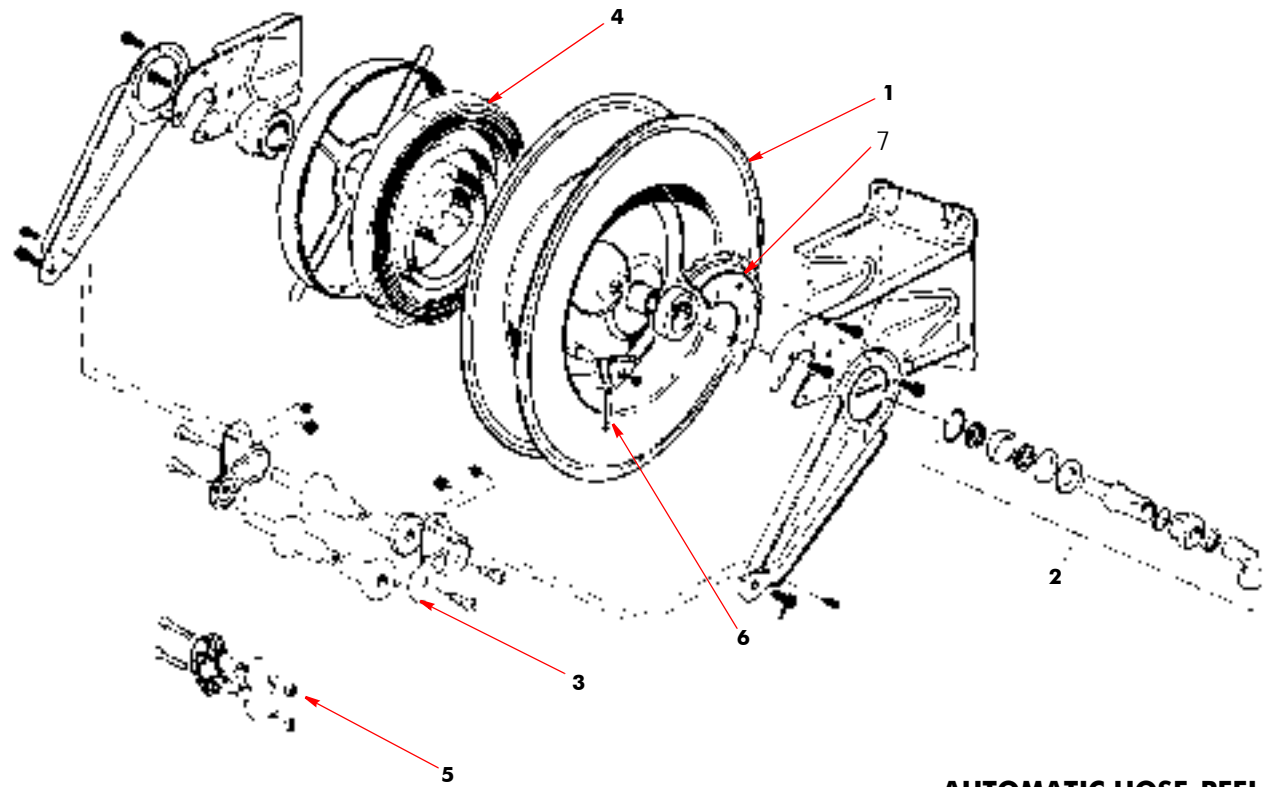




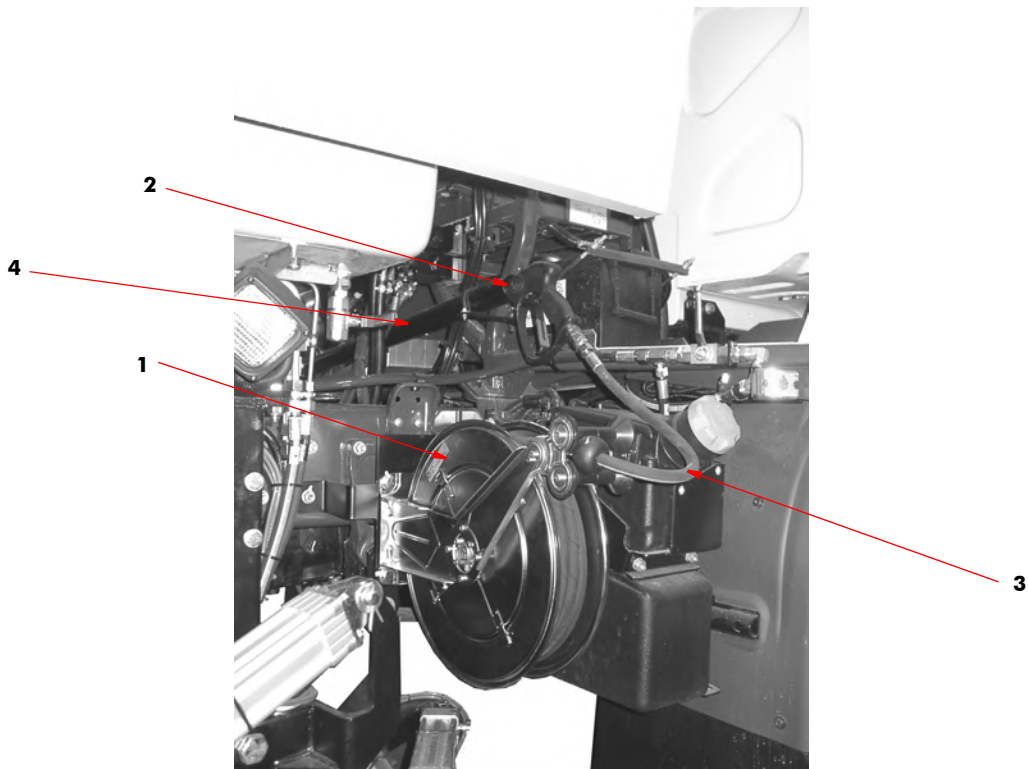
Item	Part no	Quantity	Description
<b>HOSE-REEL ASSEMBLY</b>			
1	020451	1	. Automatic hose-reel complete (Less Hose)
1	026996	1	. Automatic hose-reel (for use with 250 bar pump only)
2	024230	1	. . Swivel elbow assembly
3	025238	1	. . Roller assembly
4	026753	1	. . Coiled spring
5	026217	1	. . Clamp
6	026754	1	. . Tension spring
7	030570	1	. . Ratchet
NI	010601	13 m	. . Hose, reinforced $\frac{3}{8}$ " bore
NI	010748	1	Hand lance

Item	Part no	Quantity	Description
<b>HOSE-REEL &amp; LANCE</b>			
1	026996	1	Auto hose-reel (250 bar)
2	030120	1	Adjustable hand-lance
NI	024463	1	. Swivel joint
2	026997	1	Hand-lance (250 bar)
NI	030252	1	. . Jet, spare
3	010601	1	. Hose $\frac{3}{8}$ " x 13 m long
NI	025159	1	. Pipe clamp 12 mm twin
NI	002087	2	. Union elbow 12 mm x 12 mm
4	025473	1	. Lance stowage
NI	024915	1	. Water filter assembly
NI	012983	1	. Coupling, quick-release $\frac{3}{8}$ " BSP
NI	005055	2	. Clip 50 mm I/D

When ordering replacement parts, always give the machine's Serial Number and specify Part Number, Quantity & Description



**AUTOMATIC HOSE-REEL**



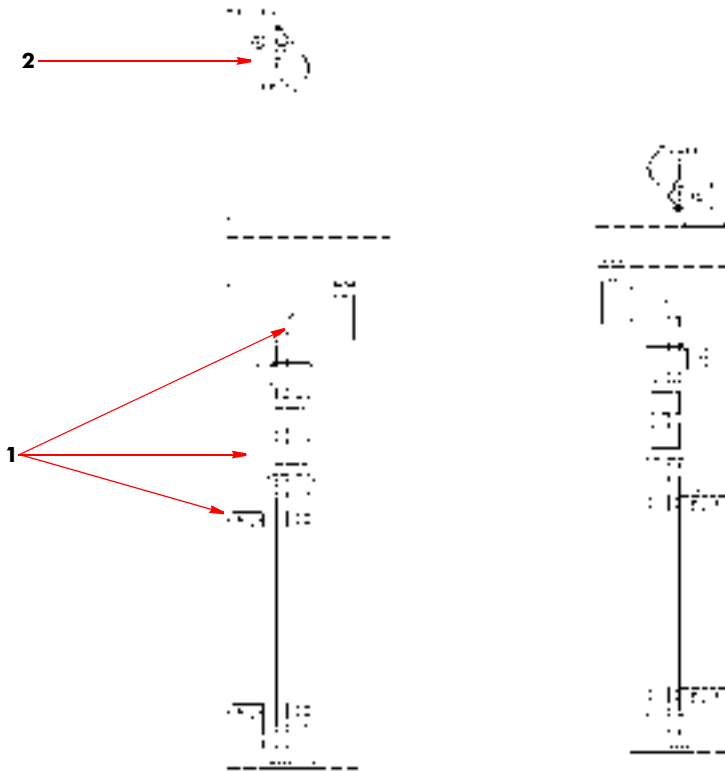
**AUTOMATIC HOSE-REEL (250 bar )**

When ordering replacement parts, always give the machine's Serial Number and specify Part Number, Quantity & Description



<i>Item</i>	<i>Part no</i>	<i>Quantity</i>	<i>Description</i>
	<b>030259</b>		<b>HYDRANT MOUNTED LOCKER KIT - OPTION</b>
1	012309	1	Hydrant fitting kit (comprises the following items)
	030258	2	. Bracket, T-Bar
	011010	4	. . Setscrew, hex hd, M8 x 20 mm
	014544	1	. . . Standpipe
	014545	1	. . . Hydrant key and bar
	014546	1	. . . Instantaneous coupling, male 2½" x 2"
	014547	1	. . . Layflat hose 4 m
	012927	2	. . . Hose clip, worm drive, 40 - 55 mm
	013171	1	. . . Hose tail
2	022955	1	HYDRANT MOUNTING KIT (comprises the following items)
	020484	2	. Bracket, standpipe mounting
	020483	2	. Strap, standpipe mounting
	010509	2	. Fastener with hinged toggle
	000021	2	. Setscrew, hex hd, M6 x 40 mm
	011002	4	. Screw, csk hd, steel M6 x 16 mm
	011010	4	. Setscrew, hex hd, M8 x 20 mm
	011071	6	. Nut, hex, M6 Nyloc
	011073	4	. Nut, hex, M8 Nyloc

When ordering replacement parts, always give the machine's Serial Number and specify Part Number, Quantity & Description



**E**

**HYDRANT MOUNTED LOCKER KIT**

When ordering replacement parts, always give the machine's Serial Number and specify Part Number, Quantity & Description



<i>Item</i>	<i>Part no</i>	<i>Quantity</i>	<i>Description</i>
<b>DETERGENT KIT - OPTION</b>			
1	028250	1	. Bracket, mounting
1	010393	1	. Bracket, mounting
	011010	4	. . Bolt, hex hd, M8 x 20 mm Long
	011075	4	. . Nut, hex, M8, Nyloc
2	013553	1	. Bottle
3	013602	1	. . Bungee cord, hook ends
4	013575	5 m	. . Tubing, silicon rubber
5	011159	1	. . Adaptor, $\frac{3}{8}$ " BSP
6	011205	1	. . . Elbow, swivel, $\frac{3}{8}$ " BSP, F/F
7	013574	1	. Detergent nozzle
8	013573	1	. Detergent Injector
NI	035660	1	. Bottle protector, LH
NI	035698	1	. Bottle protector, RH

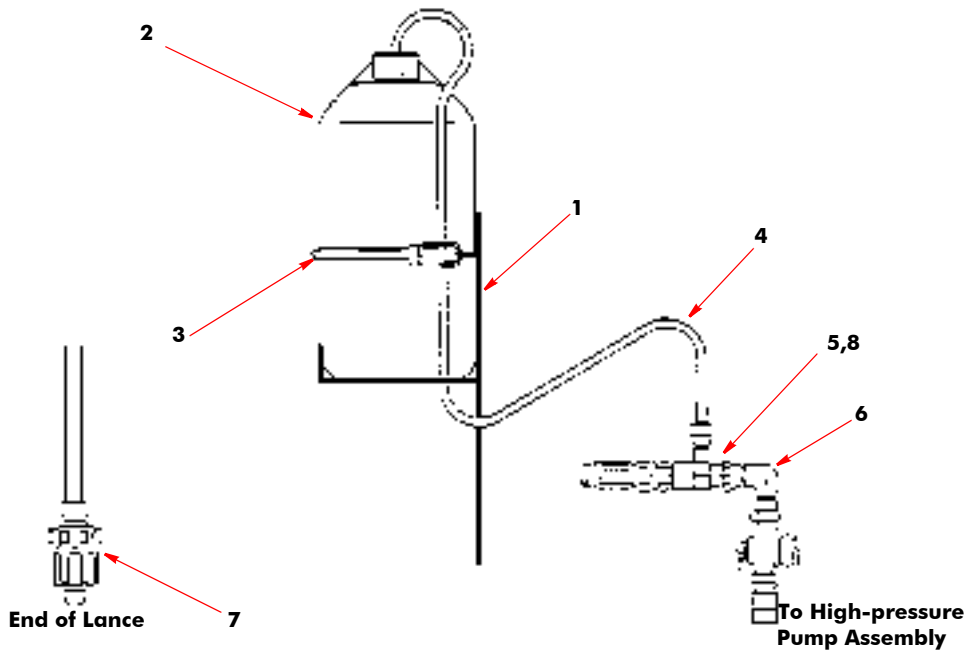
**NOTE:**

This kit is for the high-pressure lance only and is not for use with the front spray bar.  
When detergent kit is fitted - length of high-pressure hose on hose-reel is 13 metres.

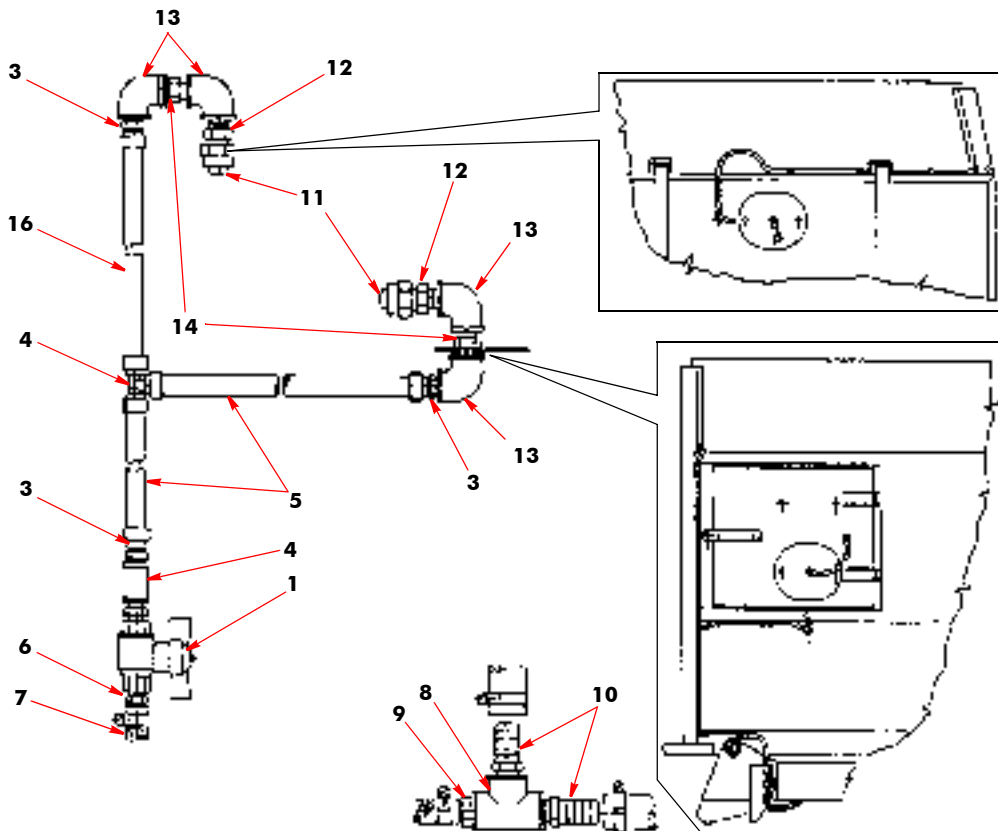
<i>Item</i>	<i>Part no</i>	<i>Quantity</i>	<i>Description</i>
<b>DUST SUPPRESSION KIT OPTION - WANDER HOSE - OPTION</b>			
1	011743	1	. Valve, Ball, $\frac{1}{4}$ " BSP
2	010911	1	. . Socket, $\frac{1}{4}$ " BSP
3	010925	1	. . . Hose Tail, $\frac{1}{4}$ " BSP
4	014679	1	. Tee Fitting, Hose, 6 mm
5	010952	AsReq	. . Hose, Reinforced, $\frac{1}{4}$ " Bore
	010960	6	. . . O-Clip, $\frac{1}{2}$ "
6	010922	1	. . Hose Tail, $\frac{1}{4}$ " BSP x $\frac{3}{8}$ "
7	010950	1.50 m	. . . Hose, $\frac{3}{8}$ " Bore
	010516	2	. . . . Hose clip, worm drive, 11 - 16mm
8	010941	1	. Tee Fitting, $\frac{3}{8}$ " BSP
9	010923	1	. . Hose Tail, $\frac{3}{8}$ " BSP x $\frac{3}{8}$ "
10	010930	2	. . Hose Tail, $\frac{3}{8}$ " BSP x $\frac{5}{8}$ "
11	012316	2	. Nozzle
12	010112	1	. . Holder, nozzle
13	010912	2	. . . Elbow $\frac{1}{4}$ " BSP
14	010944	1	. . . . Nipple, hex, $\frac{1}{4}$ " BSP
15	010925	1	. . . . Hose tail, $\frac{1}{4}$ " BSP
	003005	8	. P-Clip, 6 mm (secures hose to hopper)
	000062	8	. . Screw, cross hd, self-tapping, No. 10 x $\frac{1}{2}$ " long

<i>Item</i>	<i>Part no</i>	<i>Quantity</i>	<i>Description</i>
<b>HAND-WASH BASIN - OPTION</b>			
NI	028228	1	. Teal hand basin - Electric 24 Volt
NI	Typ	2	. . Support Leg
NI	033274	1	. . Frame

When ordering replacement parts, always give the machine's Serial Number and specify Part Number, Quantity & Description



**DETERGENT KIT - OPTION**



**WANDER HOSE DUST SUPPRESSION KIT - OPTION**

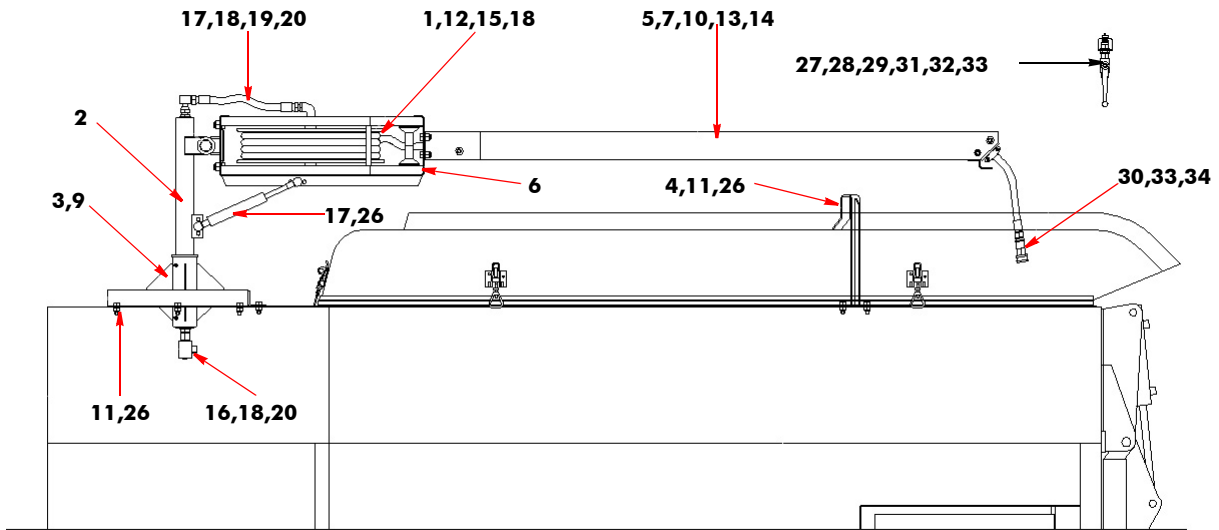
When ordering replacement parts, always give the machine's Serial Number and specify Part Number, Quantity & Description



Item	Part no	Quantity	Description
	<b>028615/030524</b>		<b>WATER BOOM ASSEMBLY - MERLIN/MAGNUM - OPTION</b>
1	023538	1	Hose-reel assembly
2	027945	1	. Universal joint
3	028613	1	. Support bracket - Merlin
3	030522	1	. Support bracket - Magnum
4	028614	1	. Stowage hook
5	027949	1	. Hose support bar - Merlin
5	030523	1	. Hose support bar - Magnum
6	027952	1	. Hose-reel carrier
NI	035627	2	. Side spacer bracket, hose-reel carrier. (1250 l water tank) - Merlin
NI	035628	1	. Front spacer bracket, hose-reel carrier. (1250 l water tank) - Merlin
7	011724	9	. Spacer 20 x 12.5 x 11
8	013486	2	. Gas strut
9	010903	2	. Grease nipple $\frac{1}{8}$ " BSP
10	011055	3	. Bolt, hex hd, M12 x 65 mm
11	011031	15	. Setscrew, hex hd, M10 x 25 mm
12	000205	4	. Bolt, hex hd, M14 x 25 mm
13	011051	4	. Setscrew, hex hd, M12 x 25 mm
14	011077	7	. Nut, hex, Nyloc M12
15	011127	4	. Nut, hex, Nyloc, M14
16	010422	1	. Rotating joint $\frac{1}{2}$ " BSP
17	010970	1	. Hose $\frac{1}{2}$ " x 460 mm long
18	011160	3	. Adaptor $\frac{1}{2}$ " BSP
19	011154	2	. Seal, Dowty, $\frac{1}{2}$ " BSP
20	011173	1	. Swivel elbow $\frac{1}{2}$ " BSP
21	014796	1	. Pivot bolt
22	011060	1	. Nut, hex, Nyloc, M16
23	011135	1	. Washer M16
24	013012	2	. Bush king post
25	014799	2	. Spacer sleeve
26	011075	19	. Nut, hex, Nyloc M10
27	028155	1	. Bracket, hose retainer
28	011257	1	. Ball valve $\frac{1}{4}$ " BSP
29	023359	1	. Quick-release coupling, male $\frac{3}{8}$ " BSP
30	023360	1	. Quick-release coupling, female $\frac{3}{8}$ " BSP
31	011199	1	. Adaptor $\frac{3}{8}$ " x $\frac{1}{4}$ "
32	011152	1	. Seal, Dowty, $\frac{1}{4}$ " BSP
33	011153	2	. Seal, Dowty, $\frac{3}{8}$ " BSP
34	011159	1	. Adaptor $\frac{3}{8}$ " BSP

When ordering replacement parts, always give the machine's Serial Number and specify Part Number, Quantity & Description





**WATER BOOM ASSEMBLY - MERLIN/MAGNUM**



When ordering replacement parts, always give the machine's Serial Number and specify Part Number, Quantity & Description






Item	Part no	Quantity	Description
	<b>028535</b>		<b>HIGH-PRESSURE PUMP ASSEMBLY, 30 LITRE</b>
1	028486	1	. Pump, High-Pressure, 30 litres/minute - 160 bar (KKV type)*
2	028487	1	. . Coupling - (160 bar pump only)
3	023201	1	. . Mounting bracket, motor mount - (160 bar pump only)
4	020312	1	. . Sleeve, coupling
5	023202	1	. . . Guard, coupling
6	023196	1	. Motor, hydraulic, 19 cc
7	011167	2	. . Adaptor, $\frac{1}{2}$ " BSP x $\frac{3}{8}$ " BSP
8	011154	1	. . . Seal, Dowty, $\frac{1}{2}$ "
9	011257	1	. Ball valve $\frac{1}{4}$ " BSP, pump high-pressure drain
NI	010910	1	. . Elbow $\frac{1}{4}$ " BSP
10	011158	1	. . Adaptor, $\frac{1}{4}$ " BSP x $\frac{1}{4}$ " BSP
NI	011152	1	. . . Seal, Dowty, $\frac{1}{4}$ "
11	011169	1	. . Elbow, swivel, $\frac{1}{4}$ " BSP, F/F
12	011199	1	. . . Adaptor, $\frac{3}{8}$ " BSP x $\frac{1}{4}$ " BSP
NI	011153	1	. . . . Seal, Dowty, $\frac{3}{8}$ "
13	010599	1	. Valve unloader - (160 bar pump only)
14	010942	1	. . Elbow $\frac{1}{2}$ " BSP, M/F
15	010914	1	. . . Bush, reducing, $\frac{1}{2}$ " x $\frac{3}{8}$ "
16	010930	1	. . . Hose tail $\frac{3}{8}$ " BSP x $\frac{5}{8}$ "
17	011178	1	. . Adaptor, $\frac{1}{2}$ " BSP 16/8/8, F/F
18	011160	2	. . . Adaptor, $\frac{1}{2}$ " x $\frac{1}{2}$ "
NI	011154	1	. . . . Seal, Dowty, $\frac{1}{2}$ "
19	011743	1	. Valve, ball $\frac{1}{4}$ " BSP, pump low-pressure drain
NI	028727	1	Pump adapter plate
NI	028728	As Req	. Spacer to suit 028727 pump adaptor

**NOTE:**

\* For components for the 160 bar pump please go to Page E31.

When ordering replacement parts, always give the machine's Serial Number and specify Part Number, Quantity & Description



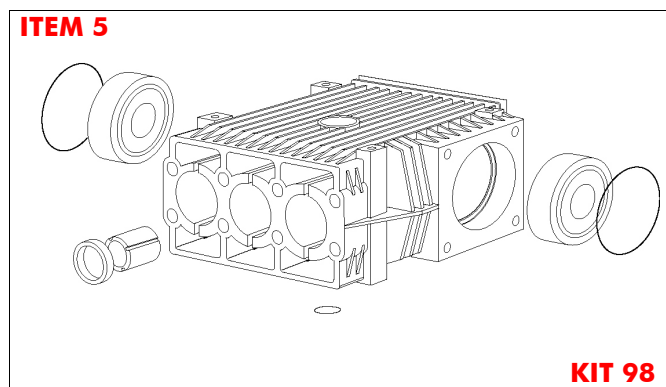
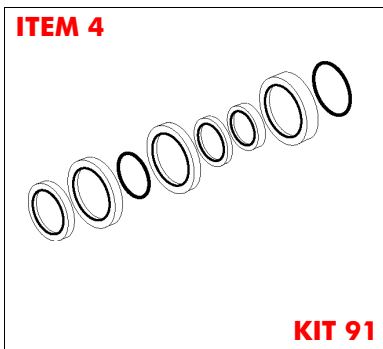
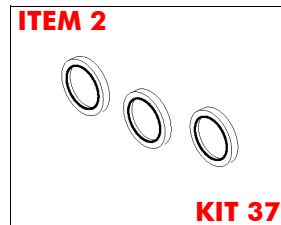
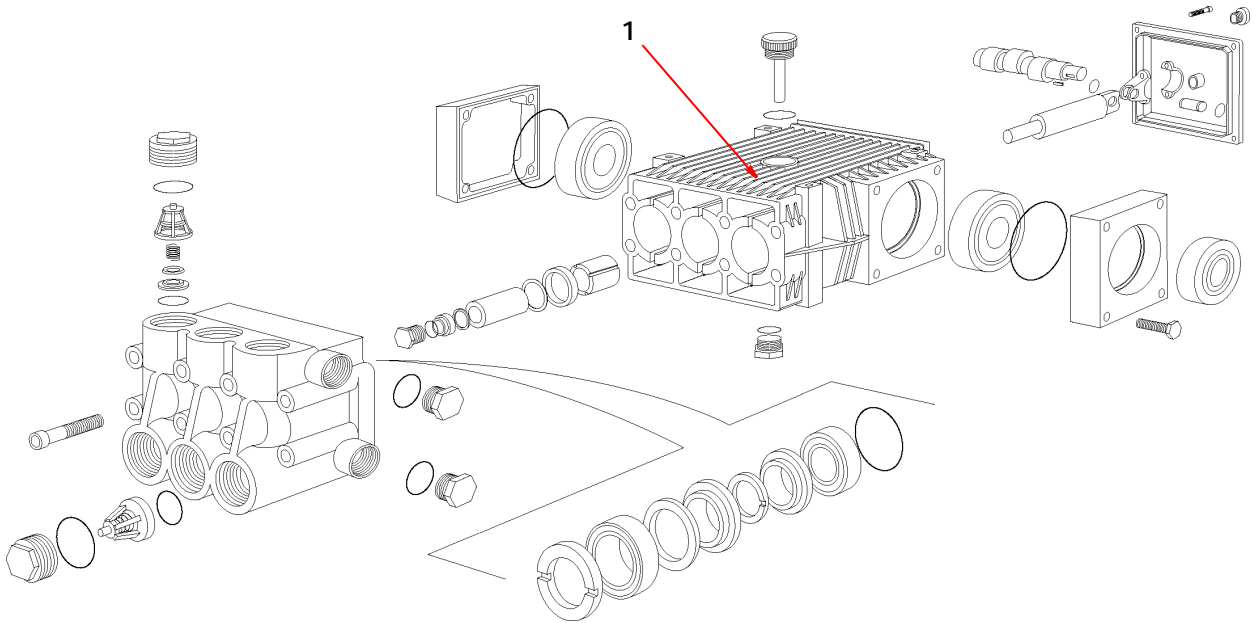
**PUMP ASSEMBLY - 30 LITRE, HIGH-PRESSURE**

When ordering replacement parts, always give the machine's Serial Number and specify Part Number, Quantity & Description



<i>Item</i>	<i>Part no</i>	<i>Quantity</i>	<i>Description</i>
	<b>028535</b>		<b>HIGH-PRESSURE PUMP, 30 LITRE 160 BAR - OPTION</b>
1	028486	1	Water pump 30 litre - 160 bar
2	030603	1	. Seal kit (KIT 37)
3	030604	1	. Valve kit Including O rings (KIT 40)
4	030605	1	. Water seal kit (KIT 91)
5	030606	1	. Full oil seal kit (KIT 98)
6	030607	1	. Valve cap kit Including O Rings (KIT 100)

When ordering replacement parts, always give the machine's Serial Number and specify Part Number, Quantity & Description



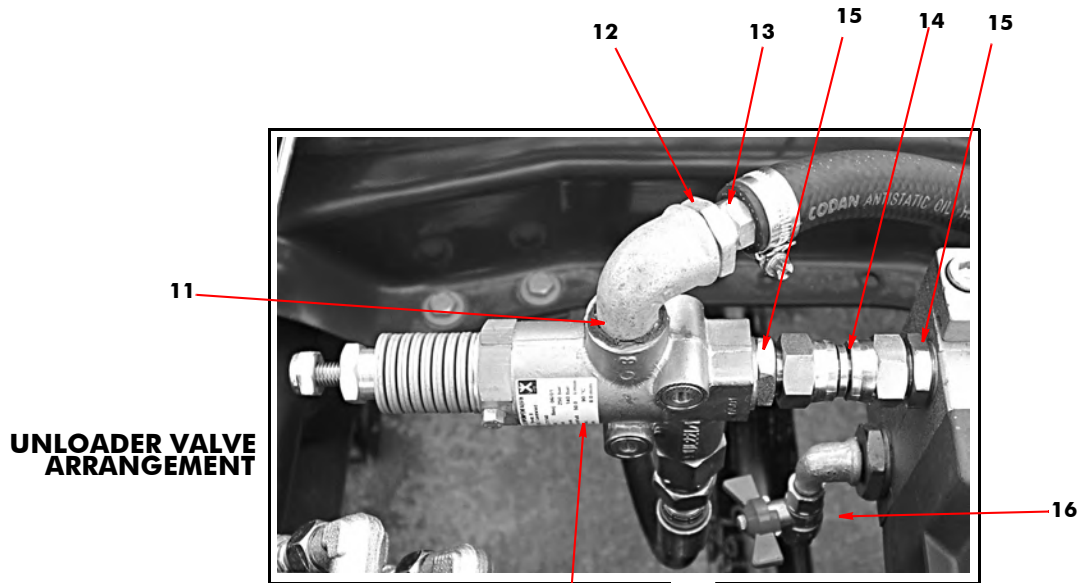
**30 LITRE HIGH-PRESSURE PUMP - 160 BAR**

When ordering replacement parts, always give the machine's Serial Number and specify Part Number, Quantity & Description




<i>Item</i>	<i>Part no</i>	<i>Quantity</i>	<i>Description</i>
<b>HIGH-PRESSURE PUMP ASSEMBLY, 42 LITRE - OPTION</b>			
1	020308	1	. Pump, high-pressure, 42 litres/minute
NI	020311	1	. . Coupling half, 1 bore
NI	020309	1	. . Coupling half, 35 bore
NI	020312	1	. . Sleeve, coupling
2	020643	1	. . . Guard, coupling
3	013527	1	. Motor, hydraulic, Danfoss, OMP 50
4	011167	2	. . Adaptor, 1/2" BSP x 3/8" BSP
NI	011154	1	. . . Seal, Dowty, 1/2"
5	011172	2	. . Elbow, swivel, 3/8" BSP, M/F
NI	020347	1	. . Mounting bracket, motor
6	011257	1	. Ball valve 1/4" BSP, pump high-pressure drain
NI	010910	1	. . Elbow 1/4" BSP
7	011158	1	. . Adaptor, 1/4" BSP x 1/4" BSP
NI	011152	1	. . . Seal, Dowty, 1/4"
8	011169	1	. . Elbow, swivel, 1/4" BSP, F/F
9	011199	1	. . . Adaptor, 3/8" BSP x 1/4" BSP
NI	011153	1	. . . . Seal, Dowty, 3/8"
10	022739	1	. Valve, unloader(1/2" BSP ports)
11	010942	1	. . Elbow 1/2" BSP, M/F
12	010914	1	. . . Bush, reducing, 1/2" BSP x 3/8" BSP
13	010930	1	. . . Hose tail 3/8" BSP x 5/8" BSP
14	011178	1	. . Adaptor, 1/2" BSP 16/8/8, F/F
15	011160	2	. . . Adaptor, 1/2" x 1/2"
NI	011154	1	. . . . Seal, Dowty, 1/2" BSP
16	011743	1	. Valve, ball 1/4" BSP, pump low-pressure drain

When ordering replacement parts, always give the machine's Serial Number and specify Part Number, Quantity & Description



**UNLOADER VALVE ARRANGEMENT**



**PUMP ASSEMBLY - 42 LITRE, HIGH-PRESSURE**



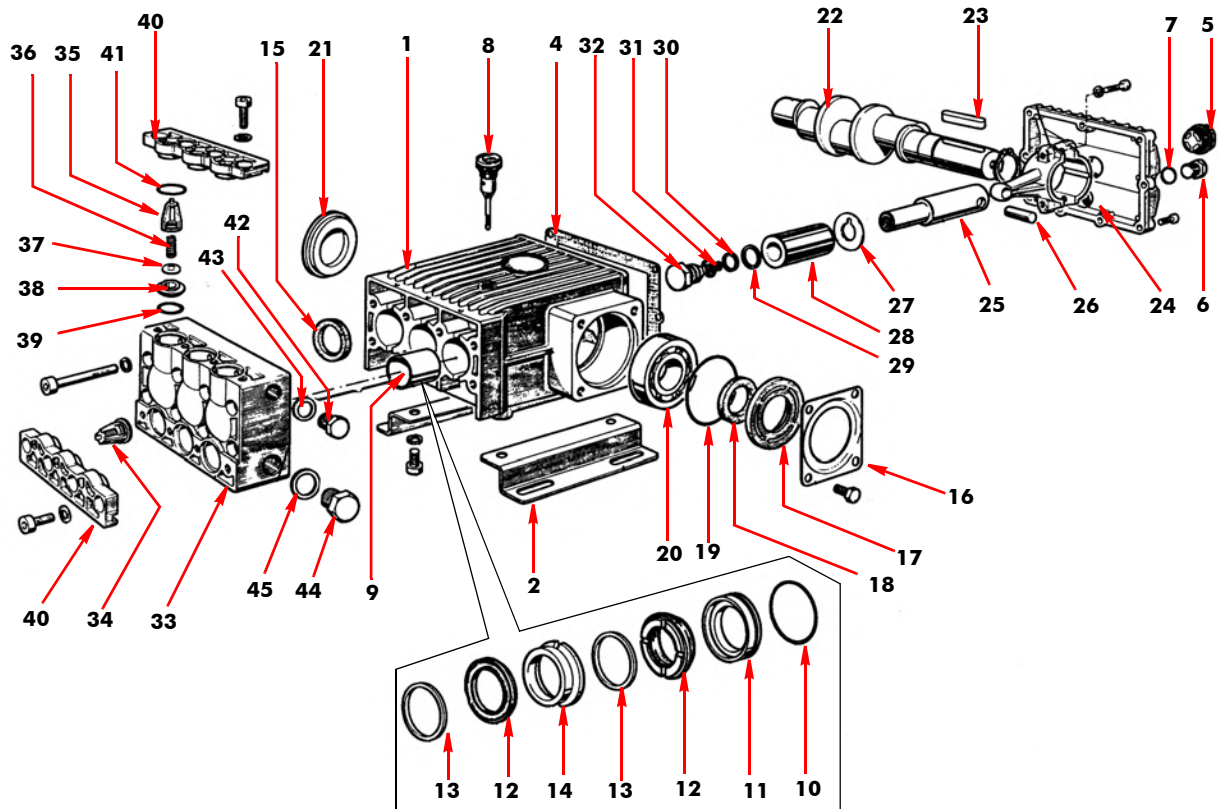
When ordering replacement parts, always give the machine's Serial Number and specify Part Number, Quantity & Description



Item	Part no	Quantity	Description
			<b>HIGH-PRESSURE PUMP, 42 LITRE - OPTION</b>
1	022110	1	. CRANKCASE
2	022136	2	.. Foot
	022139	4	... Bolt
	022138	4	... Washer
3	022119	1	.. Rear cover
	022126	9	... Bolt
4	022112	1	... Gasket, rear cover
5	022124	1	... Oil sight glass
6	022125	1	... Cap
7	022123	1	... O-Ring
8	022111	1	.. Dipstick
9	022137	3	.. Cylinder guide
10	022144	3	.. O-Ring
11	022145	3	.. Oil seal
12	022146	6	.. Oil seal
13	022147	6	.. Oil seal
14	022148	3	.. Collar
15	022109	3	.. Oil seal
16	022131	2	.. Crankcase cover, bearing assembly
	022130	8	... Bolt
17	022132	1	.. Spacer
18	022133	1	.. Seal
19	022134	2	.. O-Ring
20	022135	2	.. Bearing
21	022151	1	.. Spacer
22	022118	1	. <b>CRANKSHAFT</b>
23	022149	1	.. Key
	022150	1	.. Circlip
24	022120	3	.. Connecting rod
25	022128	3	... Piston guide
26	022127	3	... Pin
27	022129	3	... Washer
28	022117	3	... Piston
29	022116	3	... Washer
30	022115	3	... Washer
31	022114	3	... O-Ring
32	022113	3	... Piston bolt
33	022143	1	. <b>HEAD</b>
	022098	8	.. Bolt, hex hd, M10 x 80 mm long
	022099	8	.. Washer
34	022105	6	.. Valve, complete
35	022104	6	... Valve
36	022103	6	... Spring
37	022102	6	... Valve ring
38	022101	6	... Valve seat
39	022100	6	... O-Ring
40	022107	2	.. Cover
	022108	4	... Bolt
	022099	4	... Washer
41	022106	6	... O-Ring
42	022125	2	.. Cap
43	022142	1	... Washer
44	022140	1	.. Plug
45	022141	1	... Washer

When ordering replacement parts, always give the machine's Serial Number and specify Part Number, Quantity & Description





**HIGH-PRESSURE PUMP, 42 LITRE**

**SEAL KIT COMPOSITIONS**

NI	022152	1	. Kit No 32, Comprising 2 x Item 18
NI	022153	1	. Kit No 37, Comprising 3 x Item 15
NI	022154	1	. Kit No 38, Comprising 3 x Item 12
NI	022155	1	. Kit No 39, Comprising Items 10, 11, 12, 13 & 14
NI	022156	1	. Kit No 40, Comprising 3 x Items 10 & 11
NI	022157	1	. Kit No 41, Comprising 6 x Item 13
NI	022158	1	. Kit No 42, Comprising 6 x Item 14
NI	022159	1	. Kit No 62, Comprising 6 x Items 35, 36, 37, 38 & 39
NI	022160	1	. Kit No 74, Comprising 3 x Items 29, 30, 31 & 32




When ordering replacement parts, always give the machine's Serial Number and specify Part Number, Quantity & Description



<i>Item</i>	<i>Part no</i>	<i>Quantity</i>	<i>Description</i>
<b>NERON HIGH-PRESSURE PUMPINSTALLATION</b>			
1	032665	1	Neron high-pressure pump
2	032998	1	. Pump bracket
3	000149	1	.. Socket 1" BSP
4	010931	1	.. Hose tail 1" BSP
5	003007	1	.. Hose clip, worm drive, 35 - 50 mm
6	001077	As Req	.. Hose, green, medium duty 1 $\frac{1}{4}$ "
7		1	.. Unloader Valve
NI	011158	1	.. Adaptor $\frac{1}{4}$ " BSP
NI	011743	1	.. Ball valve


<i>Item</i>	<i>Part no</i>	<i>Quantity</i>	<i>Description</i>
<b>REGULATOR VALVE ASSEMBLY</b>			
1	023622	1	Regulator valve
2	011154	1	. Seal, Dowty $\frac{1}{4}$ "
3	011167	1	. Adaptor $\frac{1}{4}$ " x $\frac{3}{8}$ " BSP
4	011172	1	. Elbow $\frac{3}{8}$ "
5	002013	1	. Tee $\frac{3}{8}$ " BSP

When ordering replacement parts, always give the machine's Serial Number and specify Part Number, Quantity & Description



**E**

**NERON HIGH-PRESSURE PUMP**



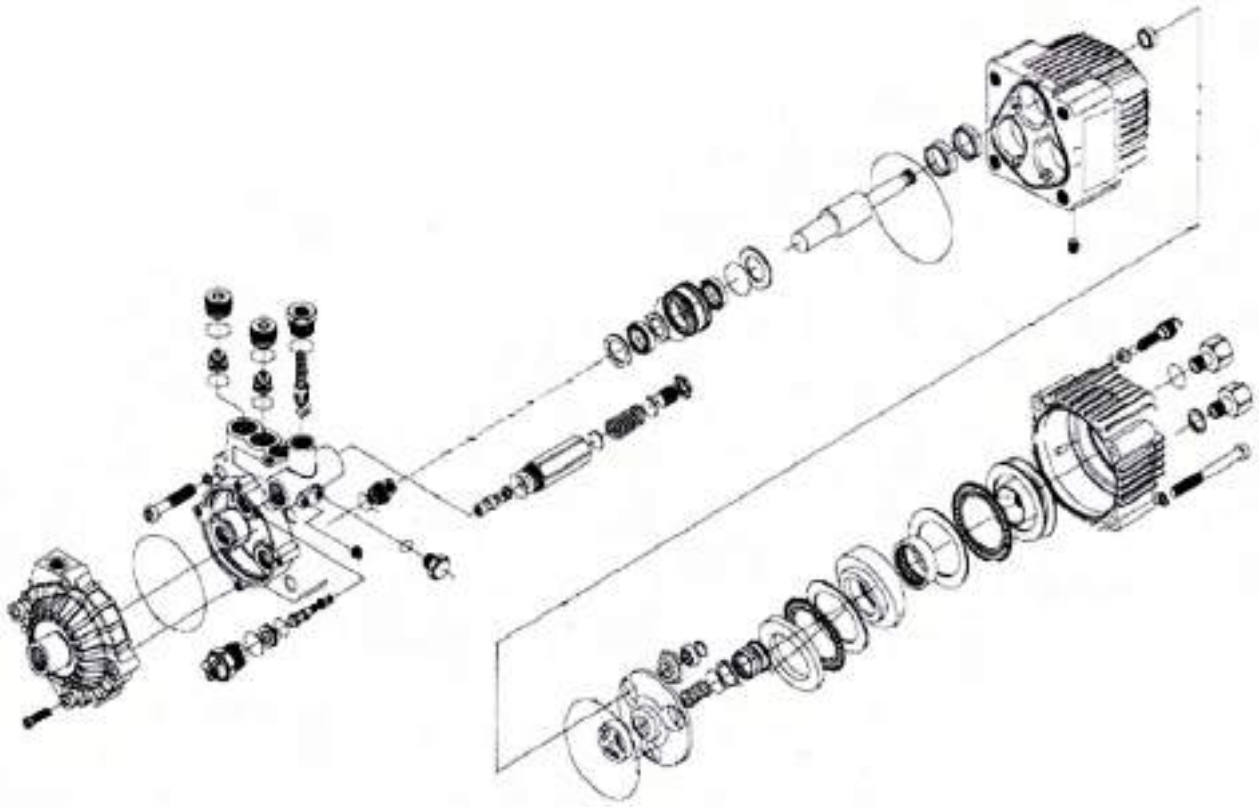
**REGULATOR VALVE**

When ordering replacement parts, always give the machine's Serial Number and specify Part Number, Quantity & Description




**If it is necessary to procure replacement Internal components  
for the Neron Pump assembly, please contact the Scarab Parts Department**

When ordering replacement parts, always give the machine's Serial Number and specify Part Number, Quantity & Description



**E**



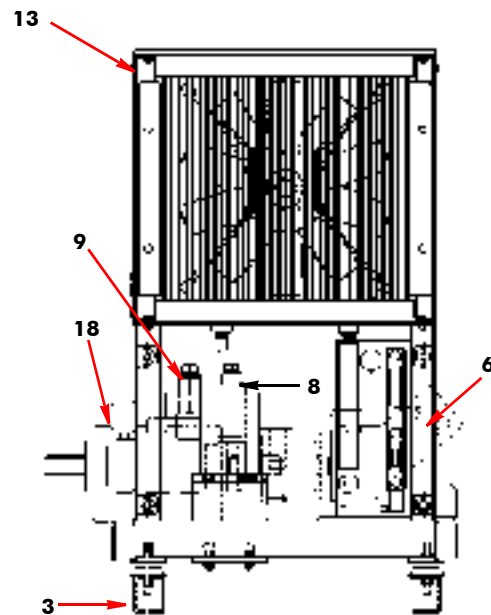
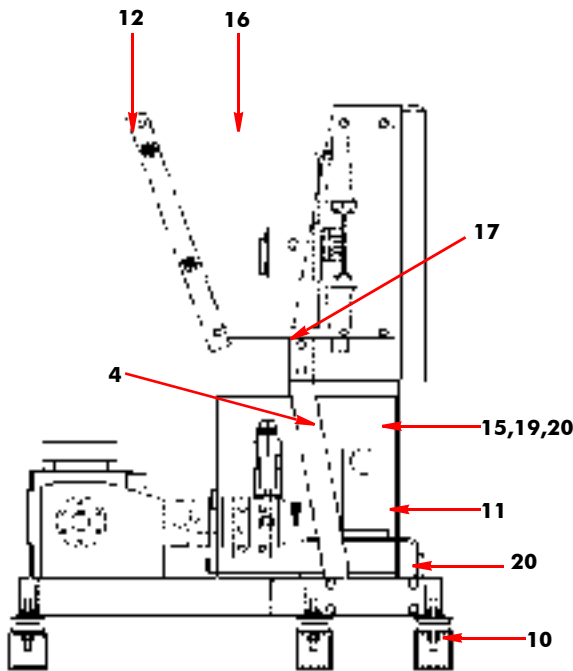
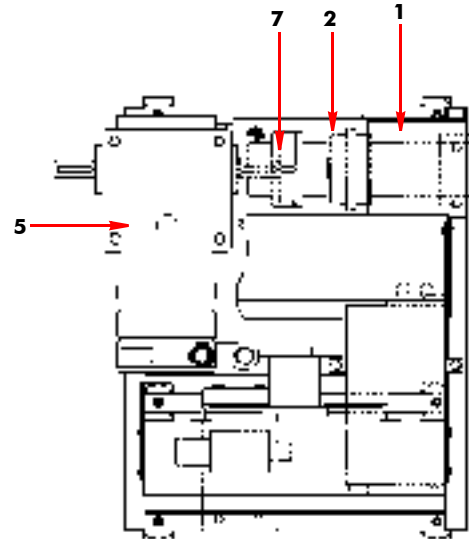
**NERON PUMP**

When ordering replacement parts, always give the machine's Serial Number and specify Part Number, Quantity & Description



<i>Item</i>	<i>Part no</i>	<i>Quantity</i>	<i>Description</i>
	<b>027000</b>		<b>PRATISSOLLI 59 LITRE HIGH-PRESSURE PUMP (250 bar) - OPTION</b>
1	026988	1	Mounting hydraulic pump
2	026989	1	Coupling cover
3	026990	6	Mounting pad
4	026991	1	Leg, cooler frame
5	026992	1	Water pump, 250 bar
6	026993	1	Motor hydraulic A2FM90/61W-VBB
7	026884	1	Coupling 250 bar high-volume pump
8	026994	1	Regulator valve
9	026995	1	Safety valve (250 bar)
10	026999	6	A/V mount AVM 2314S
11	026998	1	Manifold, control
12	027001	2	Deflector, oil cooler
13	025374	1	Oil cooler assembly
14	026987	1	Frame, water pump
15	022616	1	Oil tank assembly
16	027013	4	Top support, oil cooler
17	027014	4	Bottom support, oil cooler
18	002105	1	Pressure gauge 0-400 bar
19	025623	1	Float switch
20	023515	1	Temp switch N/O $\frac{3}{8}$ " BSP
NI	028595	1	Manifold mounting bracket
NI	003027	1	Tee 1" galvanised
NI	003028	1	Elbow 1" galvanised
NI	001091	1	Hose $\frac{3}{8}$ " x 2800 mm (ST/ST)
NI	001120	1	Hose $\frac{3}{4}$ " x 1000 (ST/ST)
NI	001122	1	Hose $\frac{3}{4}$ " x 1000 (ST/ST)
NI	001123	1	Hose $\frac{3}{4}$ " x 1300 (ST/ST)

When ordering replacement parts, always give the machine's Serial Number and specify Part Number, Quantity & Description



**PRATISSOLI HIGH-PRESSURE PUMP  
250 bar**

When ordering replacement parts, always give the machine's Serial Number and specify Part Number, Quantity & Description



**THIS PAGE INTENTIONALLY LEFT BLANK**

When ordering replacement parts, always give the machine's Serial Number and specify Part Number, Quantity & Description



# ILLUSTRATED PARTS CATALOGUE

SCARAB TRUCK-MOUNTED SWEEPERS - CANbus 2 MODELS

---

## SECTION F HYDRAULIC EQUIPMENT & GANTRY ARRANGEMENT

### Table of Contents

<b>Assembly/Description</b>	<b>Page</b>
GENERAL GANTRY ARRANGEMENT	
Gantry Arrangement . . . . .	1
Fan Assembly . . . . .	1
Hydraulic Tank Arrangement - Hydrostatic Machines . . . . .	3
Hydraulic Tank Arrangement - Unidrive Machines . . . . .	5
Hydraulic Manifold - Unidrive Machines . . . . .	7
VALVE BLOCKS & ASSOCIATED PARTS ( <b>Integrated Hydraulics</b> )	
Main Control Valve Block ( <b>Integrated Hydraulics</b> ) . . . . .	9
Main Control Valve Block Fittings ( <b>Integrated Hydraulics</b> ) . . . . .	11
Valve Block Assembly - Brush Controls & Options Block ( <b>Integrated Hydraulics</b> ) . . . . .	13
Valve Block Assembly - Suction Fan 2/3 Speed ( <b>Integrated Hydraulics</b> ) . . . . .	15
Variable Tilt Valve Block Assembly . . . . .	17
Valve Block Assembly - Transmission . . . . .	17
Gear Pump Arrangements . . . . .	19
Suction Filter Arrangement . . . . .	19
Hydraulic Service Kits (100 Hours & 1800 Hours Unidrive & Hydrostatic) . . . . .	19
Auxiliary Hand Pump & Valve Block . . . . .	21
PUMPS & MOTORS	
Drive Pump - Hydrostatic M/Cs only . . . . .	23
Drive Motor - Hydrostatic M/Cs only . . . . .	23
Suction Fan Pump and related spares . . . . .	25
Suction Fan Motor . . . . .	25
Hydraulic Motor - 30 Litre Water Pump . . . . .	27
Hydraulic Motor - Low Pressure Water Pump . . . . .	27
Hydraulic Motor - 42 Litre High Pressure Pump . . . . .	27
Hydraulic Motor - 50 Litre HP Water Pump . . . . .	27
Hydraulic Motor - Widesweep Brush . . . . .	29
Hydraulic Motor - Side Brush & Front Brush . . . . .	29
Hydraulic Motor - Cooling Fan) . . . . .	29

**NOTE:**

Integrated Hydraulics valve blocks, introduced September 2008

*Continued...*

# ILLUSTRATED PARTS CATALOGUE

SCARAB TRUCK-MOUNTED SWEEPERS - CANbus 2 MODELS

---

**THIS PAGE INTENTIONALLY LEFT BLANK**

# ILLUSTRATED PARTS CATALOGUE

## SCARAB TRUCK-MOUNTED SWEEPERS - CANbus 2 MODELS

---

# SECTION F HYDRAULIC EQUIPMENT

## Table of Contents Continued

### RAMS

Hopper Lift Ram - Two Staged . . . . .	31
Hydraulic Brush Ram Assembly . . . . .	31
Hydraulic Rear door Open/Close Ram . . . . .	31
Hydraulic Rear Door Locking Ram . . . . .	31

### CIRCUIT COMPONENTS

Hydrostatic Gearbox Piping Arrangement . . . . .	33
Hydraulic Circuit Components - Water Pumps With Options Block . . . . .	35
Hydraulic Circuit Components - Water Pumps without Options Block. . . . .	37
Hydraulic Circuit Components - Hydrostatic Drive . . . . .	39
Hydraulic Circuit Components - Variable Nozzle Tilt & Suction Fan . . . . .	41
Hydraulic Circuit Components - Hopper & Door . . . . .	43
Hydraulic Circuit Components - Brushes & Widesweep. . . . .	45
Hydraulic Circuit Components - Gear Pump Feed, Valve Block & Main Hydraulics . . . . .	47
Pipe Clamps . . . . .	49

### Table

### Page

1. Hoses listed by Part Number . . . . .	50-55
2. Hoses listed by Description . . . . .	56-61

### VALVE BLOCKS & ASSOCIATED PARTS (Sterling Hydraulics)

Main Control Valve Block (Sterling Hydraulics). . . . .	63
Main Control Valve Block Fittings (Sterling Hydraulics) . . . . .	65
Valve Block Assembly - Brush Controls & Options Block (Sterling Hydraulics) . . . . .	67
Valve Block Assembly - Suction Fan 2/3 Speed (Sterling hydraulics). . . . .	69

### NOTE:

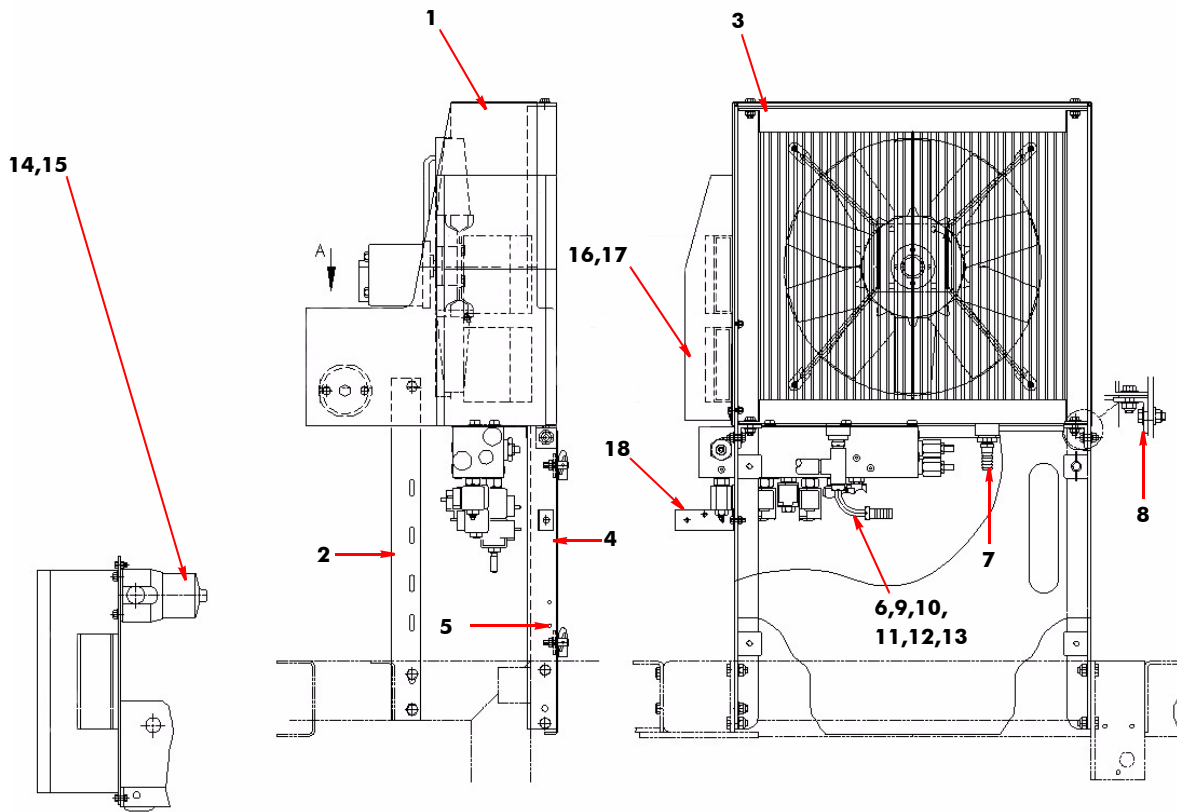
Merlin equates to Major 3001, 5001, 6001 or Maxim 3501, 5501, 6501 in France.  
Magnum equates to Major 7001 or Maxim 7501 in France



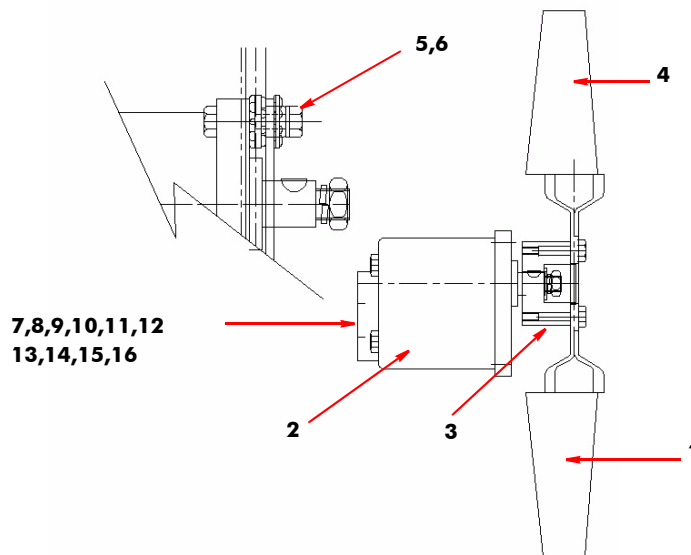
Item	Part Number	Quantity	Description
	<b>028756</b>		<b>GANTRY GENERAL ARRANGEMENT</b>
1	028754	1	Oil cooler frame
2	024838	1	Leg, cooler frame
	011031	1	Setscrew M10 x 25 mm
	011032	4	Bolt M10 x 30 mm
	011075	5	Nut, hex, Nyloc M10
	000075	2	Bolt M10 x 130 mm
	011094	7	Washer, M10
3	022326	1	Oil cooler
	011011	6	Setscrew, hex hd, M8 x 25 mm
	011073	6	Nut, hex, Nyloc M8
	011092	14	Washer, M8
4	025383	1	Cover cooler frame
5	012253	4	Antiluce fastener, small
	011030	4	Setscrew, hex hd, M10 x 20 mm
	011095	4	Washer, spring M10
6	010962	1	Bush $\frac{3}{4}$ " x $\frac{1}{2}$ " hose
7	010931	1	Hose tail $\frac{3}{4}$ " x 1" hose
8	030487	2	Support angle
9	010919	1	Tee $\frac{3}{4}$ "
10	010943	1	Nipple, Hex, $\frac{3}{4}$ "
11	010946	1	Bush, reduced, $\frac{3}{4}$ " x $\frac{3}{8}$ "
12	010930	1	Hose tail $\frac{3}{8}$ " x $\frac{5}{8}$ "
13	011234	1	Hose elbow $\frac{1}{2}$ " x $\frac{5}{8}$ " hose
14	025103	1	Filter high-pressure
15	025104	1	. Filter element
	011010	2	Setscrew, hex hd, M8 x 20 mm
	011093	2	Washer, spring M8
	011071	5	Nut, Nyloc M6
	011001	6	Setscrew, hex hd, M6 x 16 mm
	011067	3	Setscrew, hex hd, M6 x 20 mm
16	032741	1	Node cover
17	032742	1	Node cover end plate
18	028862	1	Cable clip mounting bracket
	011090	3	Washer, M6

Item	Part Number	Quantity	Description
	<b>028772</b>		<b>FAN ASSEMBLY</b>
1	024909	1	Fan 430 mm Dia
2	028752	1	Motor, hydraulic, 16 cc
3	028753	1	Fan boss
4	020883	1	Bracket, Fan Mounting
5	023504	4	Anti Vibration Mounting
6	023505	4	Anti Vibration Mounting
	011092	4	Washer M8
	011013	4	Bolt M8 x 35 mm
	011073	4	Nut, Nyloc M8
7	011169	1	Swivel Elbow $\frac{1}{4}$ " BSP
8	011158	1	Adaptor $\frac{1}{4}$ " BSP
9	011152	1	Seal, Dowty $\frac{1}{2}$ "
10	011167	2	Adaptor $\frac{1}{2}$ " x $\frac{3}{8}$ "
11	011154	2	Seal, Dowty $\frac{1}{4}$ "
	000020	4	Bolt M6 x 30 mm
12	010922	1	Hose Tail $\frac{1}{4}$ " x $\frac{3}{8}$ " Hose
13	011172	2	Swivel Elbow $\frac{3}{8}$ "
14	011829	1	Valve, Non Return
15	011159	1	Adaptor $\frac{3}{8}$ "
16	011153	1	Seal, Dowty $\frac{3}{8}$ "

When ordering replacement parts, always give the machine's Serial Number and specify Part Number, Quantity & Description



**OIL COOLER ARRANGEMENT**



**FAN ASSEMBLY**

When ordering replacement parts, always give the machine's Serial Number and specify Part Number, Quantity & Description



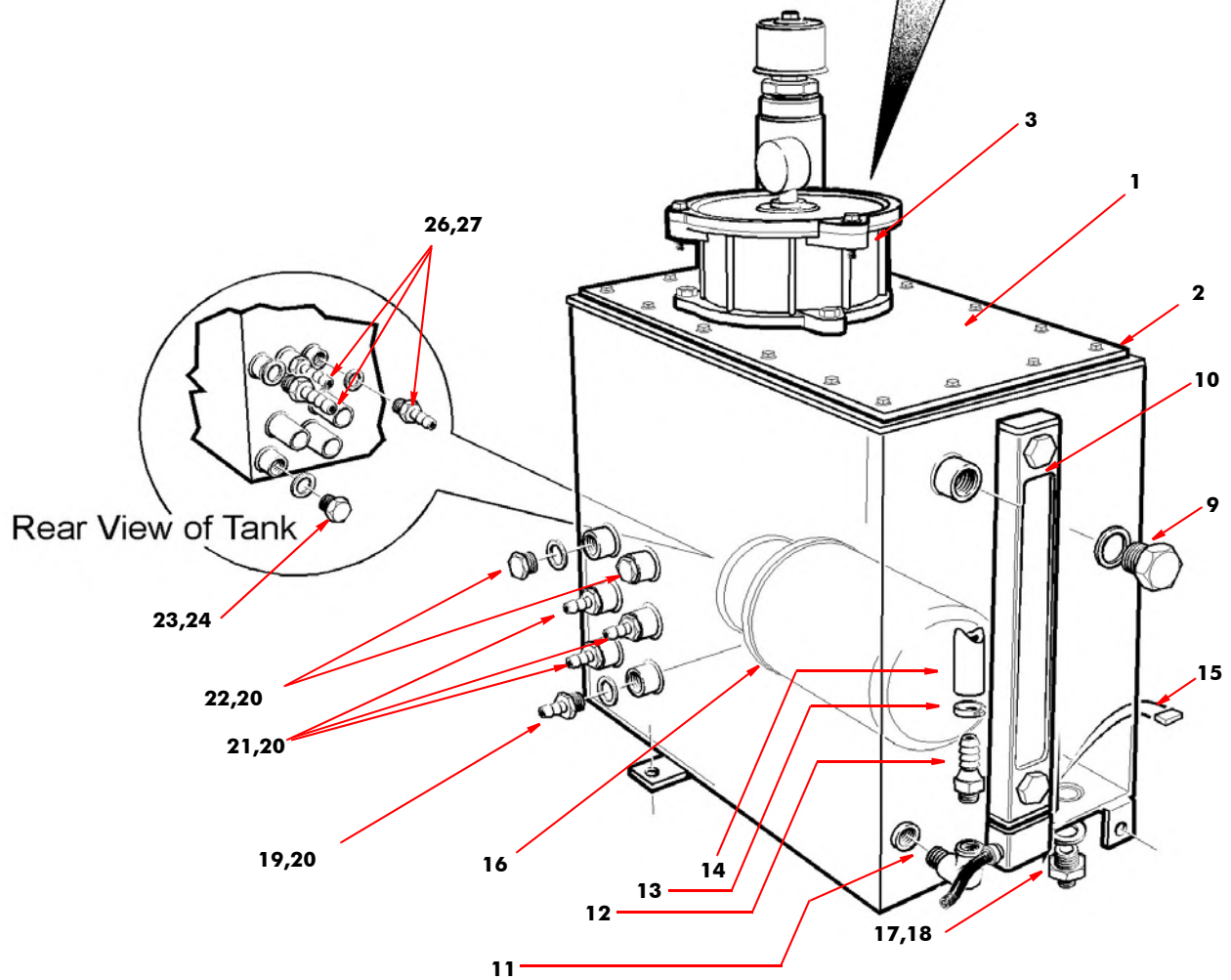
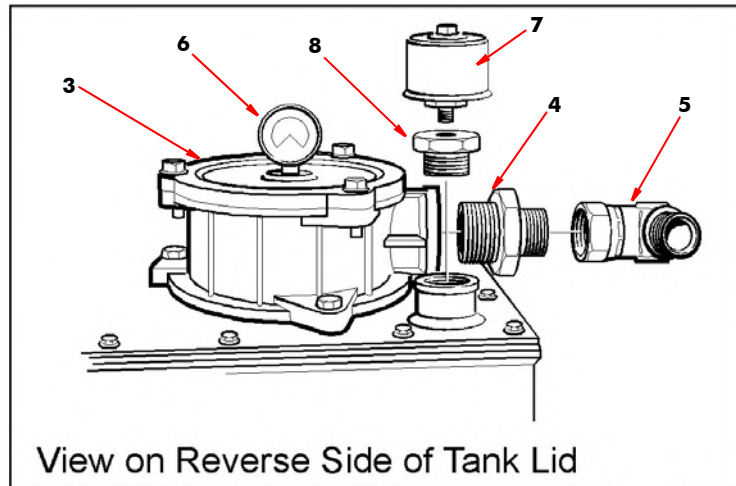


<b>Item</b>	<b>Part Number</b>	<b>Quantity</b>	<b>Description</b>
	<b>022616</b>		<b>HYDRAULIC TANK ARRANGEMENT - HYDROSTATIC MACHINES</b>
1	022410	1	. Tank, hydraulic oil, c/w lid
	011031	3	. . Bolt, hex hd, M10 x 25 mm long (Tank assy to cooler/sub frames)
	011094	6	. . Washer, plain, 10 mm (see illustration for positions)
	011111	16	. . Screw, hex hd, 10-32 x 1/2" long (tank lid)
2	022478	1	. . Gasket, tank lid
3	013123	1	. Filter, return (Seal kit 024405)
NI	013125	1	. . Element, return filter
	011032	3	. . Bolt, hex hd, M10 x 30 mm long
	011075	3	. . Nut, hex, M10, Nyloc
4	011184	1	. . . Adaptor, 1 1/4" BSP x 3/4" BSP
NI	011150	1	. . . Seal, Dowty, 1 1/4"
5	011175	1	. . . Elbow, 3/4" BSP M/F
6	021719	1	. . Gauge
7	020688	1	. Cap, filler/breather
NI	011156	1	. . Seal, Dowty, 1"
8	020689	1	. . Plug, filler
9	011136	1	. . Plug, blanking, 1" BSP
NI	011156	1	. . . Seal, Dowty, 1"
10	024039	1	. Gauge, fluid level, c/w fixing screws
NI	021979	2	. . Washer, sealing, rubber (when refitting, torque screws to 10 Nm)
11	011234	1	. Elbow, 3/4" M/F
12	010959	1	. . Hose tail, 3/4" BSP x 1"
13	010518	2	. . Hose clip, worm drive
14	011000	200 mm	. Hose, Rubber 1"
15	010305	1	. Magnet
16	020687	1	. Element, suction filter
17	011224	1	. . Adaptor, 3/4" x 3/8" BSP
18	011124	1	. . Seal, Dowty 3/4"
19	010923	1	. Hose tail, 3/8" BSP x 5/8" Hose
20	011153	1	. . . Seal, Dowty, 3/8"
21	010923	4	. Hose tail, 3/8" BSP x 3/8" Hose
22	011242	2	. Plug, blanking, 3/8" BSP
NI	011153	1	. . . Seal, Dowty, 3/8"
23	011124	1	. Plug, blanking, 3/4" BSP (single hydraulic pump)
24	011155	1	. . Seal, Dowty, 3/4"
25	010931	1	. Hose tail, 3/4" BSP x 1" Hose (double hydraulic pump)
26	011235	3	. . Hose tail, 1/2" BSP x 5/8" Hose
27	011154	1	. . . Seal, Dowty, 1/2"

**NOTE:**

For hydraulic service kits and main hydraulic filter see page 19

When ordering replacement parts, always give the machine's Serial Number and specify Part Number, Quantity & Description



**HYDRAULIC TANK ARRANGEMENT  
HYDROSTATIC MACHINES**

When ordering replacement parts, always give the machine's Serial Number and specify Part Number, Quantity & Description



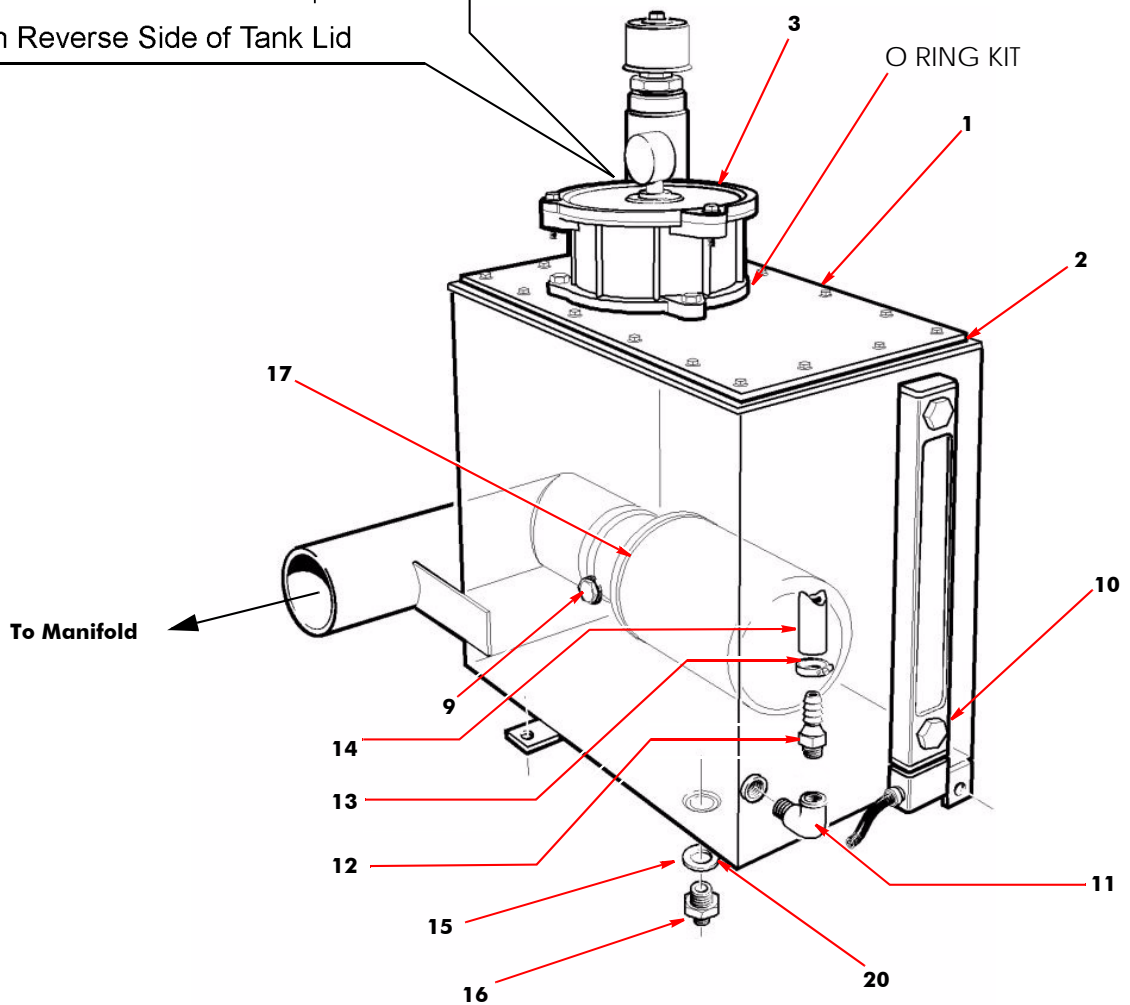
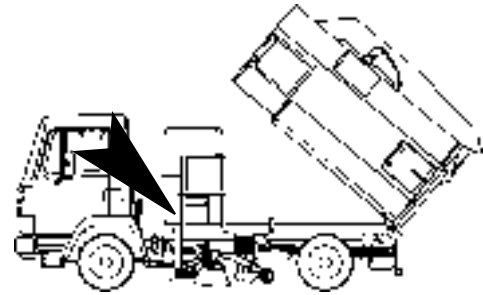
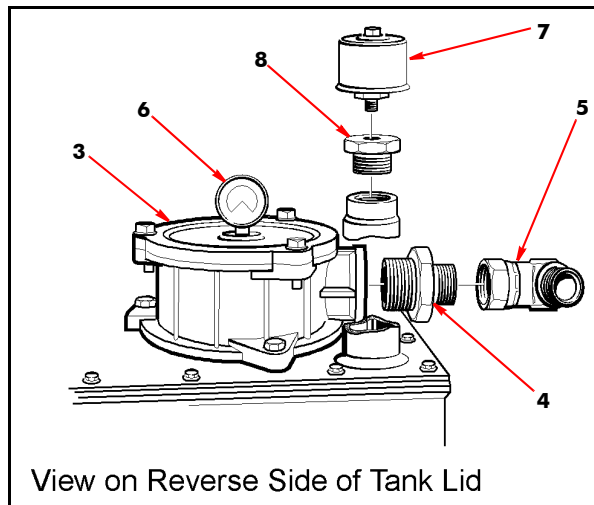
<i>Item</i>	<i>Part Number</i>	<i>Quantity</i>	<i>Description</i>
	<b>023743</b>		<b>HYDRAULIC TANK ARRANGEMENT - UNIDRIVE MACHINES</b>
1	023742	1	. Tank, hydraulic oil, c/w Lid
	011031	3	. . Bolt, Hex hd, M10 x 25 mm long (Tank assy to cooler/sub frames)
	011094	6	. . Washer, plain, 10 mm (See illustration for positions)
	011111	16	. . Screw, hex hd, 10-32 x 1/2" long (tank lid)
2	022478	1	. . Gasket, tank lid
3	013123	1	. Filter, return
NI	024405	1	. . O-Ring kit for 013123
NI	013125	1	. . Element, return filter
	011032	3	. . Bolt, hex hd, M10 x 30 mm long
	011075	3	. . Nut, hex, M10, Nyloc
4	011252	1	. . . Adaptor, 1 1/4" BSP x 3/4" BSP
NI	011150	1	. . . . Seal, Dowty, 1 1/4"
5	011175	1	. . . Elbow, 3/4" BSP M/F
6	021719	1	. . Gauge
7	020688	1	. Cap, filler/breather
NI	011156	1	. . Seal, Dowty, 1"
8	020689	1	. . Plug, filler
9	011242	1	. . Plug, blanking, 3/8" BSP
NI	011153	1	. . . Seal, Dowty, 3/8"
10	024039	1	. Gauge, fluid level, with switch (c/w screws *)
NI	021979	2	. . Washer, sealing, rubber (* when refitting, torque screws to 10 Nm)
11	011234	1	. Elbow, 3/4" BSP M/F
12	011160	1	. . Hose tail, 3/4" BSP x 1" Hose
13	010517	2	. . Hose clip, worm drive
14	010959	200 mm	. Hose, rubber 1"
15	011224	1	. Adaptor, 3/4" x 3/8" BSP
NI	010305	1	. Magnet
16	011155	1	. Dowty, washer 3/4"
17	020687	1	. Element, suction filter

**NOTE:**

For hydraulic service kits and main hydraulic filter see page 19

When ordering replacement parts, always give the machine's Serial Number and specify Part Number, Quantity & Description





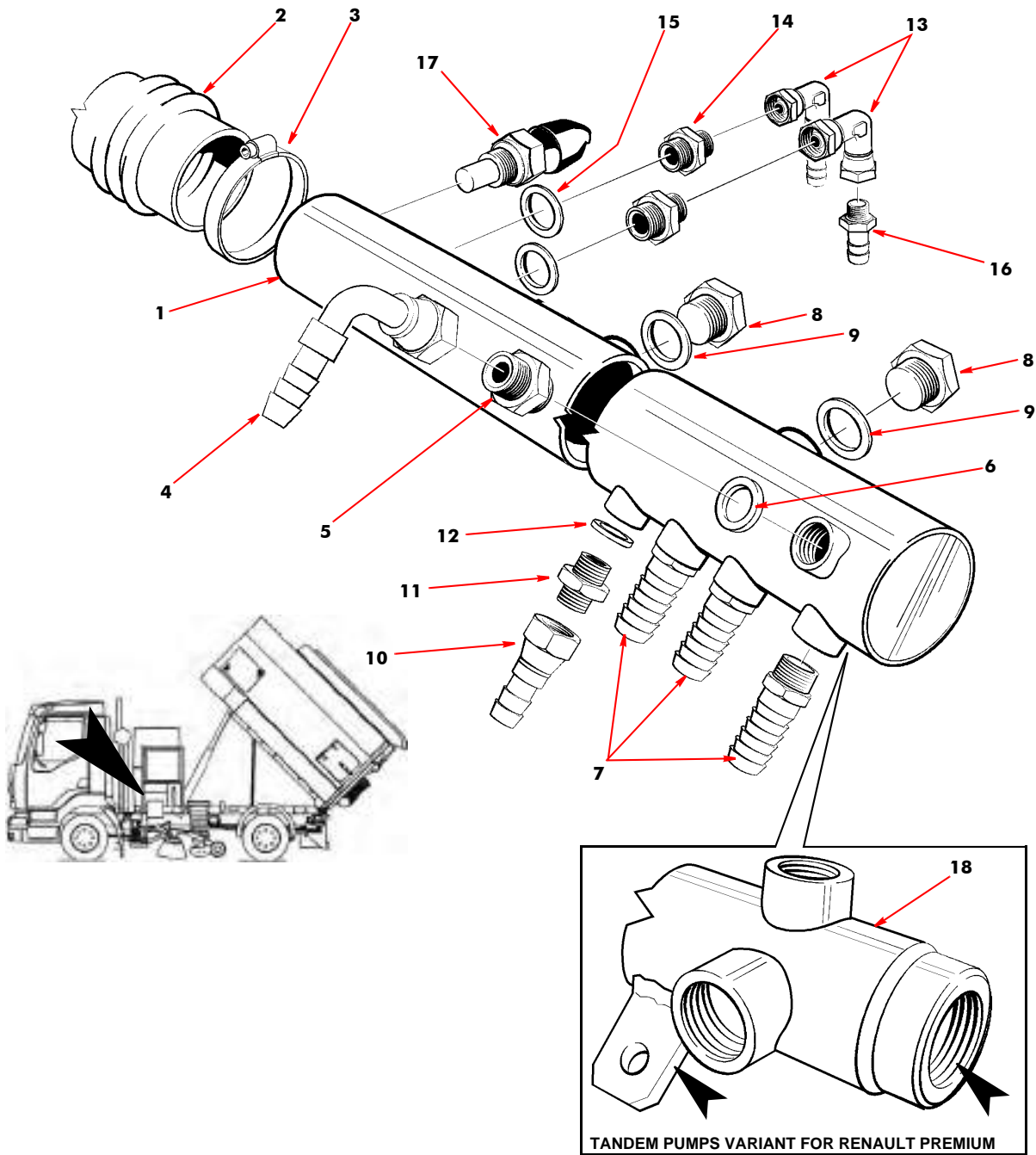
**HYDRAULIC TANK ARRANGEMENT  
UNIDRIVE MACHINES**

When ordering replacement parts, always give the machine's Serial Number and specify Part Number, Quantity & Description



<b>Item</b>	<b>Part Number</b>	<b>Quantity</b>	<b>Description</b>
	<b>023887</b>	<b>1</b>	<b>HYDRAULIC MANIFOLD - UNIDRIVE M/Cs</b>
1	026701	1	. Manifold, Magnum/Merlin Unidrive
2	022762	1	. . Hose, rubber, 51 BR, cuffed ends
3	012928	2	. . . Clip, Hose, Worm Drive, 60 mm
4	011234	1	. . Elbow, swept hose tail, 1/2" BSP x 5/8"
5	011160	1	. . . Adaptor, straight, 1/2" BSP
6	011154	1	. . . . Seal, Dowty, 1/2" BSP
7	010931	3	. . Hose tail, 3/4" BSP x 1" Hose
8	011234	2	. . Plug, blanking, 1/2" BSP
9	011154	1	. . . Seal, Dowty, 1/2" BSP
10	011235	1	. . Hose tail, 1/2" BSP x 5/8" Hose
11	011160	1	. . . Adaptor, straight, 1/2" BSP
12	011154	1	. . . . Seal, Dowty, 1/2" BSP
13	011169	2	. . Elbow, swivel, 1/2" BSP, F/F
14	011195	1	. . . Adaptor, straight, 3/8" BSP x 1/4" BSP
15	011153	1	. . . . Seal, Dowty, 3/8" BSP
16	010922	2	. . Hose tail, 1/4" BSP x 3/8" Hose
17	023515	1	. . Switch, temperature operated (90° C), 3/8" BSP (c/w boot)
NI	011234	1	. . Elbow, swept hose tail, 1/2" BSP x 5/8" (located on underside)
NI	011160	1	. . . Adaptor, straight, 1/2" BSP
NI	011154	1	. . . . Seal, Dowty, 1/2" BSP
18	024897	1	. Manifold, tandem pumps variant for Renault Premium
NI	024918	1	. . Bracket, manifold, Renault Premium
NI	024991	1	. Manifold, tandem pumps variant for Volvo
NI	011787	1	. Support bracket (Front)
NI	028537	1	. Support bracket (Rear)
NI	034014	1	. Support bracket (Front) XP Models
NI	034015	1	. Support bracket (Rear) XP Models

When ordering replacement parts, always give the machine's Serial Number and specify Part Number, Quantity & Description



**HYDRAULIC MANIFOLD - UNIDRIVE M/Cs**

When ordering replacement parts, always give the machine's Serial Number and specify Part Number, Quantity & Description








Item	Part Number	Quantity	Description
<b>MAIN CONTROL BLOCK VALVES &amp; JETS (Integrated Hydraulics)</b>			
1	**	1	Main valve block (Assembly)
2	034994	1	. Valve, solenoid, S271N (CT3)
	034995	2	. . Coil, 24 V, C13H24/22
	034996	1	. . . Seal kit, SK974
3	034982	1	. Valve, solenoid, S202N (CT9)
	034983	1	. . Coil, 24 V, C13H24/14
	034984	1	. . . Seal kit, SK1043
4	034992	1	. Valve, solenoid, S570N (CT2)
	034970	2	. . Coil, 24 V, C16H24/19
	034993	1	. . . Seal kit, SK1034
5	034979	1	. Valve, solenoid, S502N (CT7)
	034970	1	. . Coil, 24 V, C16H24/19
	034971	1	. . . Seal kit, SK1028
6	035218	1	. Valve, solenoid, S571N-5 (CT19)
	034970	2	. . Coil, 24 V, C16H24/19
	034984	1	. . . Seal kit, SK1043
7	034982	1	. Valve, solenoid, S202N (CT12)
	034983	1	. . Coil, 24 V, C13H24/14
	034984	1	. . . Seal kit, SK1043
8	034999	1	. Valve, solenoid, S201N-3 (CT10)
	034983	1	. . Coil, 24 V, C13H24/14
	034983	1	. . . Seal kit, SK1043
9	035216	1	. Jet, M6 (Ø 0.7 orifice), AXP 14067 - 070 (CT17)
10	035212	1	. Valve, relief, 1VR100P205A8TMUP (CT13)
11	035217	1	. Jet, M6 (Ø 1.6 orifice), AXP 6645 - 160 (CT15)
12	034997	2	. Valve, sequence, 1PSC50 - F - 205 (CT4/5)
13	035217	1	. Jet, M6 (Ø 1.0 orifice), AXP 14067 - 100 (CT18)
14	034990	1	. Valve, check, 4CK30 - 1S - 3 (CT1)
15	034982	1	. Valve, solenoid, S202N (CT8)
	034983	1	. . Coil, 24 V, C13H24/14
	034984	1	. . . Seal kit, SK1043
16	034982	1	. Valve, solenoid, S202N (CT6)
	034983	1	. . Coil, 24 V, C13H24/14
	034984	1	. . . Seal kit, SK1043
17	034982	1	. Valve, solenoid, S202N (CT11) complete with fly-lead
	034986	1	. . Coil, 24 V, AXP25115
	034984	1	. . . Seal kit, SK1043
18	035214	1	. Jet, M6 (Ø 2.8 orifice), AXP 6645 - 280 (CT14)
19	034989	1	. Jet, M6 (Ø 2.0 orifice), AXP 14067 - 200 (CT16)
NI	035241	Asreq	. Cavity plug, AXP8444-10T

**\*\* When ordering, contact your nearest agent or Scarab parts department, quoting the machine serial number**

When ordering replacement parts, always give the machine's Serial Number and specify Part Number, Quantity & Description



**MAIN CONTROL VALVE BLOCK**

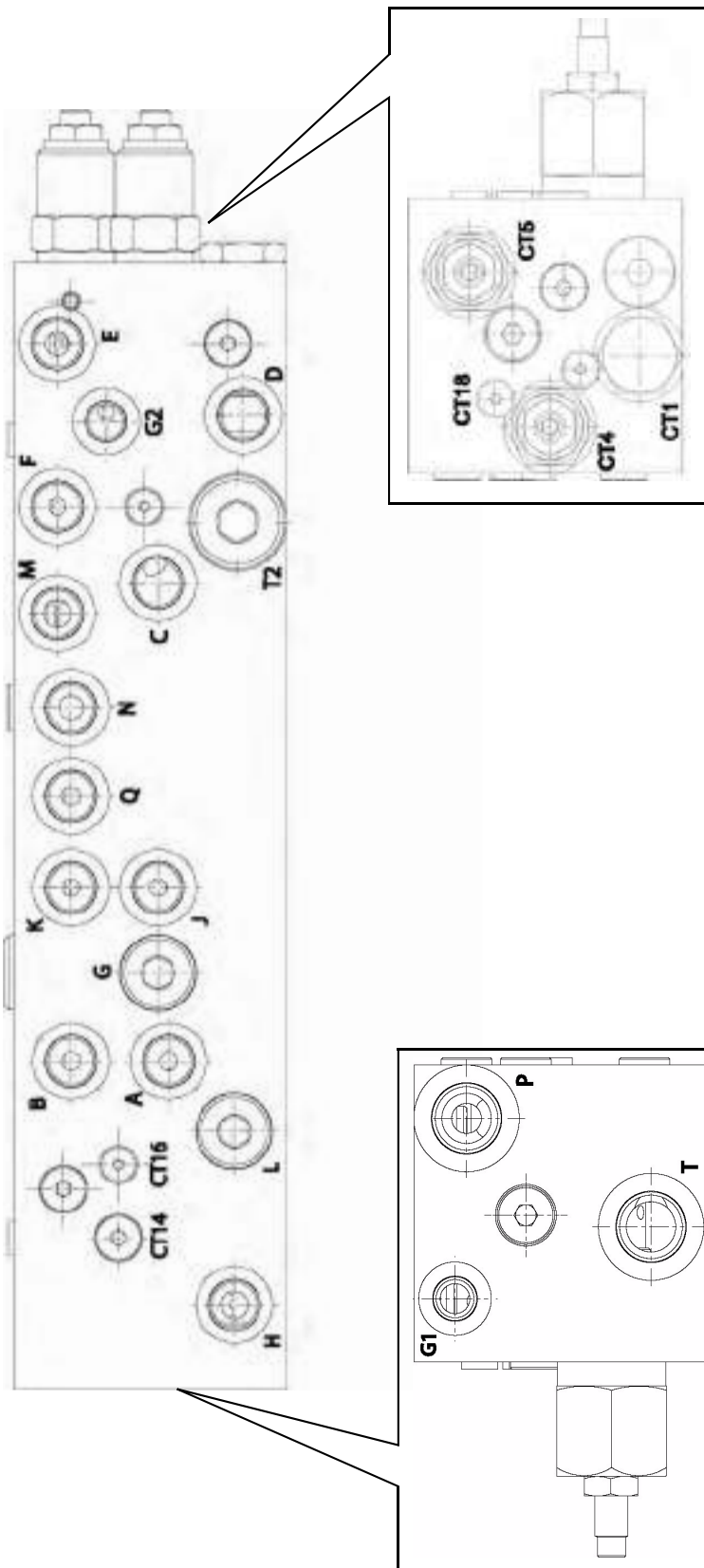


When ordering replacement parts, always give the machine's Serial Number and specify Part Number, Quantity & Description



<b>Item</b>	<b>Part Number</b>	<b>Quantity</b>	<b>Description</b>
<b>MAIN VALVE BLOCK FITTINGS (Integrated Hydraulics)</b>			
1	011199	1	Adaptor, $\frac{3}{8}$ " x $\frac{1}{4}$ " BSP, (PORT A)
	011153	1	. Seal, Dowty, $\frac{3}{8}$ "
2	011199	1	Adaptor, $\frac{3}{8}$ " x $\frac{1}{4}$ " BSP, (PORT B)
	011153	1	. Seal, Dowty, $\frac{3}{8}$ "
3	011159	1	Adaptor, $\frac{3}{8}$ " BSP, (PORT C)
	011153	1	. Seal, Dowty, $\frac{3}{8}$ "
4	011159	1	Adaptor, $\frac{3}{8}$ " BSP, (PORT D)
	011153	1	. Seal, Dowty, $\frac{3}{8}$ "
5	011159	1	Adaptor, $\frac{3}{8}$ " BSP, (PORT E)
	011153	1	. Seal, Dowty, $\frac{3}{8}$ "
6	011159	1	Adaptor, $\frac{3}{8}$ " BSP, (PORT F)
	011153	1	. Seal, Dowty, $\frac{3}{8}$ "
7	011199	1	Adaptor, $\frac{3}{8}$ " x $\frac{1}{4}$ " BSP, (PORT G)
	011153	1	. Seal, Dowty, $\frac{3}{8}$ "
8	020903	1	Male stud, $\frac{3}{8}$ " BSP x 12 mm Pipe, (PORT H)
	011153	1	. Seal, Dowty, $\frac{3}{8}$ "
9	011199	1	Adaptor, $\frac{3}{8}$ " x $\frac{1}{4}$ " BSP, (PORT J)
	011153	1	. Seal, Dowty, $\frac{3}{8}$ "
10	011199	1	Adaptor, $\frac{3}{8}$ " x $\frac{1}{4}$ " BSP, (PORT K)
	011153	1	. Seal, Dowty, $\frac{3}{8}$ "
11	035242	1	Plug, $\frac{3}{8}$ " BSP, (PORT L)
12	025160	1	Male stud, $\frac{3}{8}$ " BSP x 6 mm Pipe, (PORT M)
	011153	1	. Seal, Dowty, $\frac{3}{8}$ "
13	025160	1	Male stud, $\frac{3}{8}$ " BSP x 6 mm Pipe, (PORT N)
	011153	1	. Seal, Dowty, $\frac{3}{8}$ "
14	011167	1	Adaptor, $\frac{1}{2}$ " x $\frac{3}{8}$ " BSP, M/M, (PORT P)
	011154	1	. Seal, Dowty, $\frac{1}{4}$ "
	011205	1	. . Elbow, $\frac{1}{4}$ " BSP, M/F
16	011158	1	Adaptor, $\frac{1}{4}$ " BSP, M/M, (PORT G1)
	011152	1	. Seal, Dowty, $\frac{1}{4}$ "

When ordering replacement parts, always give the machine's Serial Number and specify Part Number, Quantity & Description



**F**

**MAIN VALVE BLOCK FITTINGS**

When ordering replacement parts, always give the machine's Serial Number and specify Part Number, Quantity & Description



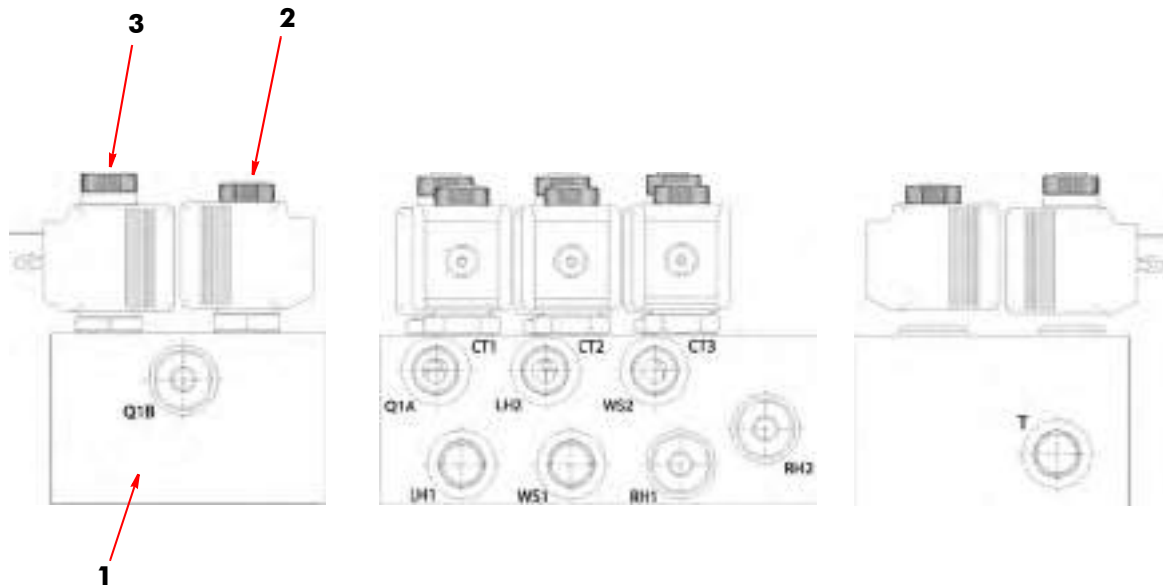
Item	Part Number	Quantity	Description
<b>VALVE BLOCK ASSEMBLY - BRUSH CONTROL (Integrated Hydraulics)</b>			
1	**	1	Valve block
2	034982	3	. Valve, solenoid, S202N
	034983	3	. Coil, 24 V, C13H24/14
	034984	3	. . Seal kit, SK1043
3	034985	3	. Valve, solenoid, S203N
	034983	3	. Coil, 24 V, C13H24/14
	034984	3	. . Seal kit, SK1043
4	035242	1	. Plug, $\frac{3}{8}$ " BSP, <b>(PORT Q1B)</b>
5	020903	1	. Male Stud, $\frac{3}{8}$ " BSP x 12 mm Pipe, <b>(PORT Q1A)</b>
	011153	1	. . Seal, Dowty, $\frac{3}{8}$ "
6	020903	1	. Male Stud, $\frac{3}{8}$ " BSP x 12 mm Pipe, <b>(PORT LH2)</b>
	011153	1	. . Seal, Dowty, $\frac{3}{8}$ "
7	020903	1	. Male Stud, $\frac{3}{8}$ " BSP x 12 mm Pipe, <b>(PORT WS2)</b>
	011153	1	. . Seal, Dowty, $\frac{3}{8}$ "
8	020903	1	. Male Stud, $\frac{3}{8}$ " BSP x 12 mm Pipe, <b>(PORT LH1)</b>
	011153	1	. . Seal, Dowty, $\frac{3}{8}$ "
9	020903	1	. Male Stud, $\frac{3}{8}$ " BSP x 12 mm Pipe, <b>(PORT WS2)</b>
	011153	1	. . Seal, Dowty, $\frac{3}{8}$ "
10	020903	1	. Male Stud, $\frac{3}{8}$ " BSP x 12 mm Pipe, <b>(PORT RH1)</b>
	011153	1	. . Seal, Dowty, $\frac{3}{8}$ "
11	020903	1	. Male Stud, $\frac{3}{8}$ " BSP x 12 mm Pipe, <b>(PORT RH2)</b>
	011153	1	. . Seal, Dowty, $\frac{3}{8}$ "
12	020903	1	. Male Stud, $\frac{3}{8}$ " BSP x 12 mm Pipe, <b>(PORT T)</b>
	011153	1	. . Seal, Dowty, $\frac{3}{8}$ "
<b>VALVE BLOCK ASSEMBLY - OPTIONS (Integrated Hydraulics)</b>			
1	**	1	Valve block
2	034982	As req	. Valve, solenoid, S202N
	034983	As req	. Coil, 24 V, C13H24/14
	034984	As req	. . Seal kit, SK1043
3	034985	As req	. Valve, solenoid, S203N
	034983	As req	. Coil, 24 V, C13H24/14
	034984	As req	. . Seal kit, SK1043
4	035242	1	. Plug, $\frac{3}{8}$ " BSP, <b>(PORT Q1B)</b>
5	020903	1	. Male stud, $\frac{3}{8}$ " BSP x 12 mm Pipe <b>(PORT Q1A)</b>
	011153	1	. . Seal, Dowty, $\frac{3}{8}$ "
6	020903	1	. Male stud, $\frac{3}{8}$ " BSP x 12 mm Pipe <b>(PORT LH2)</b>
	011153	1	. . Seal, Dowty, $\frac{3}{8}$ "
7	020903	1	. Male stud, $\frac{3}{8}$ " BSP x 12 mm Pipe <b>(PORT WS2)</b>
	011153	1	. . Seal, Dowty, $\frac{3}{8}$ "
8	020903	1	. Male stud, $\frac{3}{8}$ " BSP x 12 mm Pipe <b>(PORT LH1)</b>
	011153	1	. . Seal, Dowty, $\frac{3}{8}$ "
9	020903	1	. Male stud, $\frac{3}{8}$ " BSP x 12 mm Pipe <b>(PORT WS2)</b>
	011153	1	. . Seal, Dowty, $\frac{3}{8}$ "
10	020903	1	. Plug, $\frac{3}{8}$ " BSP <b>(PORT RH1)</b>
11	020903	1	. Plug, $\frac{3}{8}$ " BSP <b>(PORT RH2)</b>
12	020903	1	. . $\frac{3}{8}$ " BSP <b>(PORT T)</b>

**NOTE:** The above items listed are for machines without options fitted.  
 When options are fitted Ports RH1 & RH2 are used, therefore these fitting will vary, also  
 Ports CT3 & CT6 will be fitted with the appropriate Solenoid assemblies.  
 If in doubt contact Scarab Parts Dept. quoting your serial number

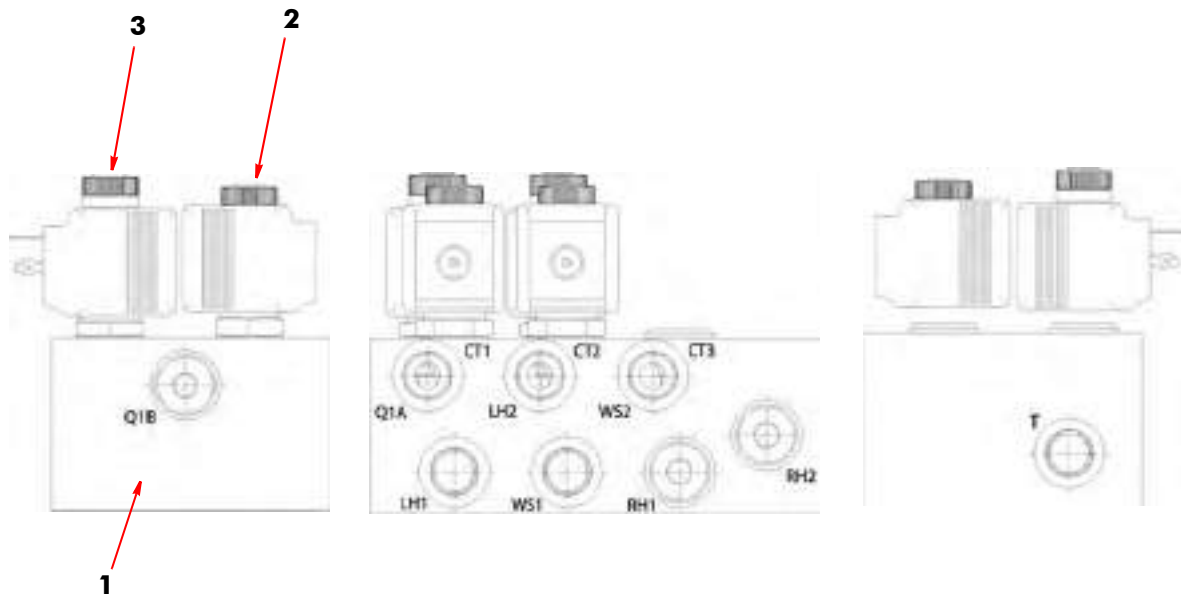
**\*\* When ordering, contact your nearest agent or Scarab parts department, quoting the machine serial number**

When ordering replacement parts, always give the machine's Serial Number and specify Part Number, Quantity & Description





**BRUSH CONTROL VALVE BLOCK**



**OPTIONS VALVE BLOCK**

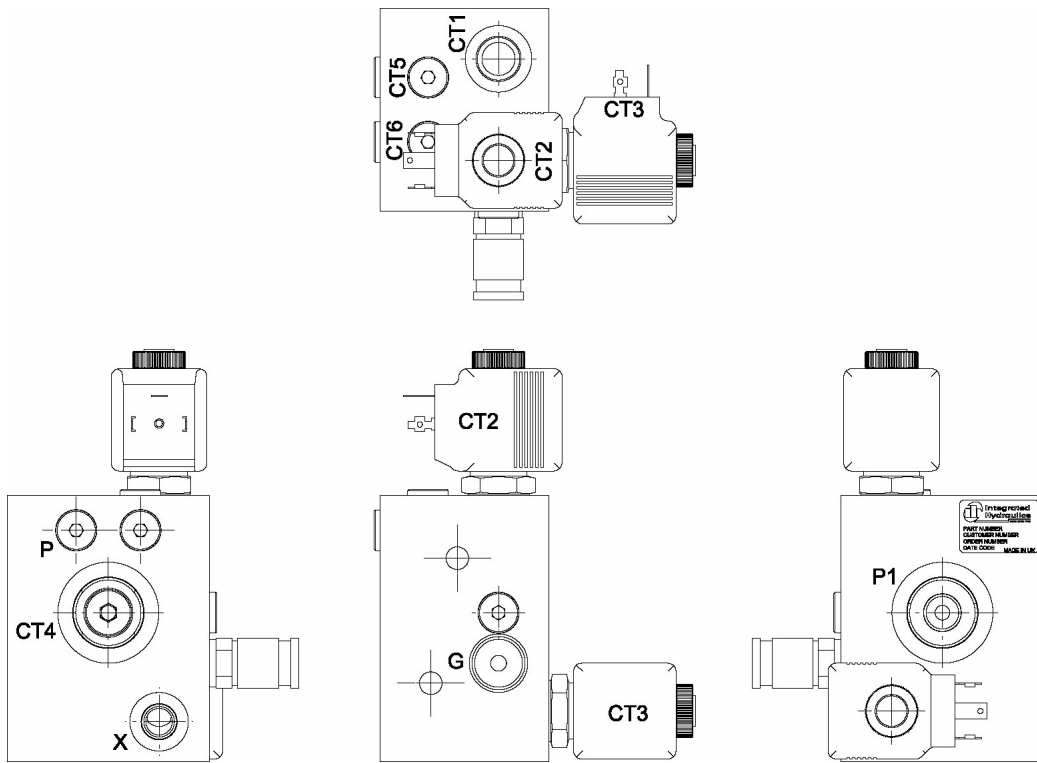
When ordering replacement parts, always give the machine's Serial Number and specify Part Number, Quantity & Description



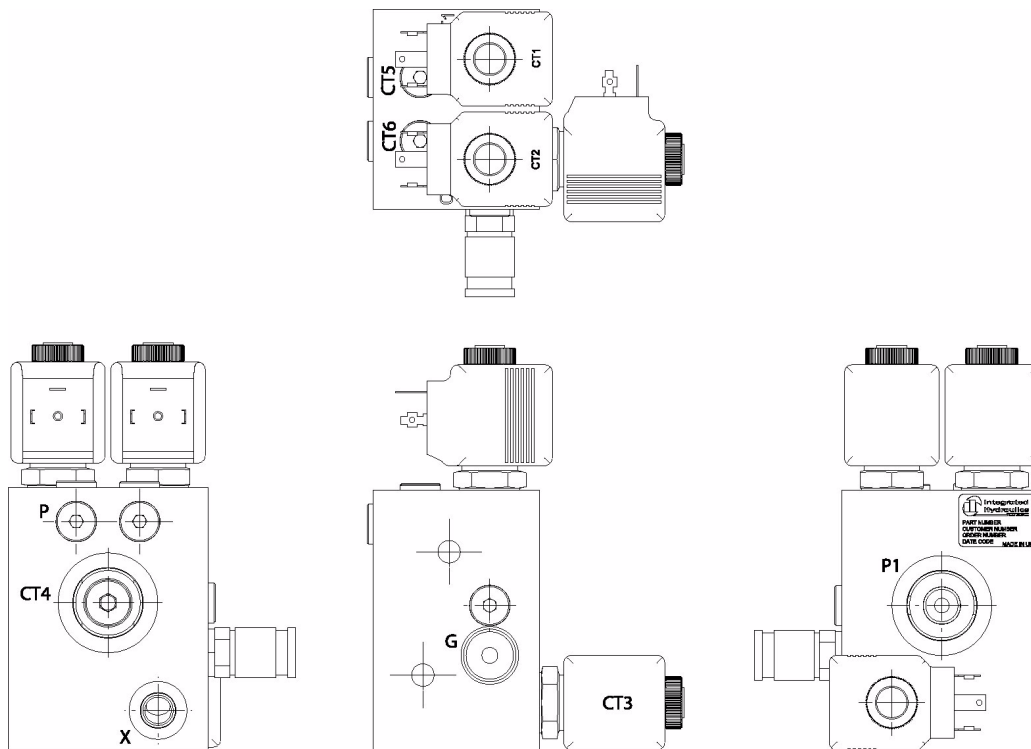
<i>Item</i>	<i>Part Number</i>	<i>Quantity</i>	<i>Description</i>
<b>VALVE BLOCK ASSEMBLY - 2 SPEED SUCTION FAN BOOST</b>			
<b>(Integrated Hydraulics)</b>			
1	035230	1	. Valve Block. MR45183
2	035240	1	. Plug, <b>(Port CT1)</b>
3	034982	1	. Valve, solenoid, S202N, <b>(Port CT2)</b>
	034983	1	. Coil, 24 V, C13H24/14
	034984	1	. . Seal kit, SK1043
4	034982	1	. Valve, solenoid, S202N, <b>(Port CT3)</b>
	034983	1	. Coil, 24 V, C13H24/14
	034984	1	. . Seal kit, SK1043
5	011161	1	. Adaptor, $\frac{3}{4}$ " BSP, M/M, <b>(Port CT4)</b>
	011155	1	. . Seal, Dowty, $\frac{3}{4}$ "
6	034997	1	. Jet, M6 (Ø 2.5 orifice), <b>(Port CT5)</b>
7	034979	1	. Jet, M6 (Ø 2.0 orifice), <b>(Port CT6)</b>
8	034987	1	. Jet, M6 (Ø 5.5 orifice), <b>(Port P)</b>
9	011161	1	. Adaptor, $\frac{3}{4}$ " BSP, M/M, <b>(Port P1)</b>
	011155	1	. . Seal, Dowty, $\frac{3}{4}$ "
10	013036	1	. Test point, $\frac{1}{4}$ " BSP, <b>(Port G)</b>
	011152	1	. . Seal, Dowty, $\frac{1}{4}$ "
11	011158	1	. Adaptor, $\frac{1}{4}$ " BSP, M/M, <b>(Port X)</b>
	011152	1	. . Seal, Dowty, $\frac{1}{4}$ "
	011171	1	. . Elbow, $\frac{1}{4}$ " BSP, M/F

<b>VALVE BLOCK ASSEMBLY - 3 SPEED SUCTION FAN BOOST</b>			
<b>(Integrated Hydraulics)</b>			
1	033265	1	. Valve Block. MR45183
2	034982	1	. Valve, solenoid, S202N, <b>(Port CT1)</b>
3	034982	1	. Valve, solenoid, S202N, <b>(Port CT2)</b>
	034983	1	. Coil, 24 V, C13H24/14
	034984	1	. . Seal kit, SK1043
4	034982	1	. Valve, solenoid, S202N, <b>(Port CT3)</b>
	034983	1	. Coil, 24 V, C13H24/14
	034984	1	. . Seal kit, SK1043
5	011161	1	. Adaptor, $\frac{3}{4}$ " BSP, M/M, <b>(Port CT4)</b>
	011155	1	. . Seal, Dowty, $\frac{3}{4}$ "
6	034997	1	. Jet, M6 (Ø 2.5 orifice), <b>(Port CT5)</b>
7	034979	1	. Jet, M6 (Ø 2.0 orifice), <b>(Port CT6)</b>
8	034987	1	. Jet, M6 (Ø 5.5 orifice), <b>(Port P)</b>
9	011161	1	. Adaptor, $\frac{3}{4}$ " BSP, M/M, <b>(Port P1)</b>
	011155	1	. . Seal, Dowty, $\frac{3}{4}$ "
10	013036	1	. Test point, $\frac{1}{4}$ " BSP, <b>(Port G)</b>
	011152	1	. . Seal, Dowty, $\frac{1}{4}$ "
11	011158	1	. Adaptor, $\frac{1}{4}$ " BSP, M/M, <b>(Port X)</b>
	011152	1	. . Seal, Dowty, $\frac{1}{4}$ "
	011171	1	. . Elbow, $\frac{1}{4}$ " BSP, M/F

When ordering replacement parts, always give the machine's Serial Number and specify Part Number, Quantity & Description



**VAVE BLOCK - 2 SPEED SUCTION FAN BOOST**



**VAVE BLOCK - 3 SPEED SUCTION FAN BOOST**

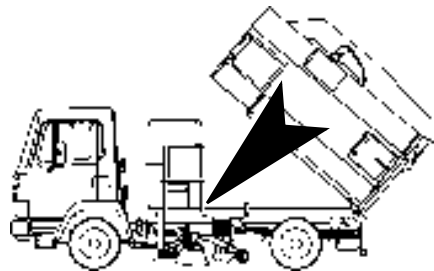
When ordering replacement parts, always give the machine's Serial Number and specify Part Number, Quantity & Description






<i>Item</i>	<i>Part Number</i>	<i>Quantity</i>	<i>Description</i>
	<b>025003</b>	<b>1</b>	<b>SUCTION NOZZLE - VARIABLE TILT VALVE BLOCK ARRANGEMENT</b>
1	021001	1	. VALVE BLOCK, N/C, SOLENOID
NI	RTPD*	1	. . Valve spool, solenoid
2	022504	1	. . Coil, 24 V
3	011158	1	. . Adaptor, 1/4" BSP x 1/4" BSP
NI	011150	3	. . . Seal, Dowty 1/4"
4	011169	1	. . . Elbow, swivel, 1/4" BSP, F/F
5	010922	1	. . Hose tail, 1/4" BSP x 3/8"
6	011158	1	. . Adaptor, 1/4" BSP x 1/4" BSP
7	020037	1	. Valve block, solenoid
NI	021752	1	. . Valve spool, solenoid
8	021754	1	. . Coil, 24 Volt
9	011199	1	. . Adaptor, 3/8" BSP x 1/4" BSP
NI	011153	1	. . . Seal, Dowty 3/8"
10	011171	1	. . . Elbow, swivel, 1/4" BSP, M/F
11	011158	1	. . Adaptor, 1/4" BSP x 1/4" BSP
12	002005	1	. Tee fitting, 1/4" BSP, N x N x N

\* Refer To Parts Dept.





<i>Item</i>	<i>Part Number</i>	<i>Quantity</i>	<i>Description</i>
	<b>027241</b>	<b>1</b>	<b>VALVE BLOCK ASSEMBLY - TRANSMISSION</b>
1	027242	1	Valve block
2	030529	1	. Pressure switch
3	011199	3	. Adaptor 3/8" x 1/4" BSP
4	011153	3	. Seal, Dowty 3/8"
5	013036	2	. Test point 1/4" BSP
6	011152	3	. Seal, Dowty 1/4" BSP
7	024731	2	. Valve blanking cartridge
8	024895	1	. O-Ring 9.25 x 1.78
9	027240	1	. Valve GS023500N
10	021754	1	. Coil 24 V x 19 W
NI	024731	2	. Valve blanking cartridge
NI	024895	2	. O-Ring 9.25 x 1.78
NI	010980	1	. Hose 1/4" x 422 mm long
NI	010990	1	. Hose 1/4" x 600 mm long

When ordering replacement parts, always give the machine's Serial Number and specify Part Number, Quantity & Description



**SUCTION NOZZLE - VARIABLE TILT VALVE BLOCK ARRANGEMENT**



**VALVE BLOCK ASSEMBLY - TRANSMISSION**

When ordering replacement parts, always give the machine's Serial Number and specify Part Number, Quantity & Description






Item	Part Number	Quantity	Description
<b>GEAR-PUMP ARRANGEMENTS</b>			
1	024590	1	Double gear pump - complete assembly
	024592	1	. Gear pump 23 cc (Double)
NI	030629	1	. . Seal kit, gear pump 23 cc double
1	024589	1	Single gear pump - complete assembly
	024593	1	Gear pump 23 cc (Single)
NI	030628	1	. Seal kit, gear pump 23 cc single
2	024537	2	. Valve, flow control * *
NI	002127	As Req	. . O-Ring kit for 024537 Flow-control valve
3	011154	4	. Seal, Dowty 1/2" BSP
4	011243	2	. Plug 1/2" BSP
5	011167	2	. Adaptor 1/2" x 3/8" BSP
6	011172	2	. Swivel elbow 3/8" BSP
7	010930	2	. Hose tail 3/8" x 5/8" BSP
8	000227	8	. Bolt, hex M8 x 110 mm long *
8	000056	8	. Bolt, hex M8 x 120 mm long *
9	011093	8	. Washer, spring, 8 mm
NI	024591	2	. Hose Tail 1" BSP
NI	013518	2	. . O-Ring 31 I/D x 3.5
NI	011012	8	. . Bolt, Hex M8 x 30 mm long
10	031531	2	Valve, Pressure Relief

**NOTE:** \* \* The flow-control valve is remotely mounted on some chassis types.  
030132 Single remote flow regulator kit. 030133 Double remote flow regulator kit.


Item	Part Number	Quantity	Description
<b>022290 SUCTION FILTER ASSEMBLY</b>			
1	013122	1	Filter, suction - complete with filter head
2	013124	1	. . Filter, suction (spare element only)
3	011184	2	. Adapter, 1 1/4" x 3/4" Red
4	011150	2	. Seal, Dowty, 1 1/4"
5	011210	2	. Hose elbow, 1" BSP to 3/4" BSP
6	013757	1	. Valve, ball, 3/4" BSP
7	011161	1	. Adapter, 3/4" BSP
8	021720	1	. Gauge
NI	011010	2	. Setscrew, hex hd, M8 x 20 mm long
NI	011093	2	. Washer, spring, 8 mm
NI	026247	1	Bracket, filter body (Iveco)

Item	Part Number	Quantity	Description
<b>HYDRAULIC SERVICE KITS</b>			
1	030352	1	100 Hour Service Kit - Hydrostatic Machines
	013124	1	. Filter, suction element
	013125	2	. Filter, return element
2	030353	1	1800 Hour Service Kit - Hydrostatic Machines
	013124	1	. Filter, suction element
	013125	1	. Filter, return element
	025104	1	. Filter, high-pressure
	020687	1	. Filter, suction element
3	030357	1	100 Hour Service Kit - Unidrive Machines
	013125	1	Filter, return element
	005046	1	Lubricant, 50 ml bottle
	020687	1	Filter, suction element
4	030358	1	1800 Hour Service Kit - Unidrive Machines
	013125	1	Filter, return element
	025104	1	Filter, high-pressure
	020687	1	Filter, suction element

When ordering replacement parts, always give the machine's Serial Number and specify Part Number, Quantity & Description



**GEAR PUMP ARRANGEMENT**  
(Double gear pump shown)



**SUCTION FILTER ASSEMBLY**

When ordering replacement parts, always give the machine's Serial Number and specify Part Number, Quantity & Description






<i>Item</i>	<i>Part Number</i>	<i>Quantity</i>	<i>Description</i>
<b>AUXILIARY HAND PUMP &amp; VALVE BLOCK</b>			
1	028307	1	. Hand pump
NI	030103	1	. . Handle
NI	028395	1	. . Slave plate
1	023006	1	. Pump / valve block - up to 8/02
NI	023007	1	. . Handle
NI	011143	3	. . Bolt, hex hd, M6 x 70 mm Long
NI	011071	3	. . Nut, hex, M6, Nyloc
NI	025129	1	Hydraulic pipe, hand pump, Magnum
NI	025194	1	Hydraulic pipe, hand pump, Merlin

**NOTE :-** For hydraulic pipes and fitting refer to Page F43 of this manual

When ordering replacement parts, always give the machine's Serial Number and specify Part Number, Quantity & Description





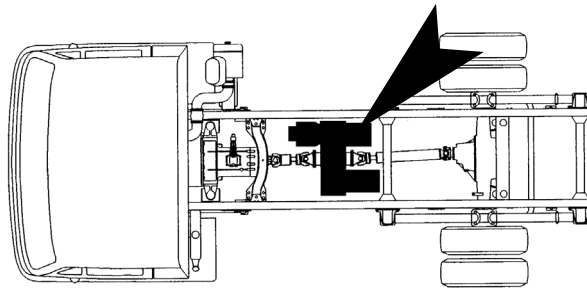
**AUXILIARY HAND PUMP**



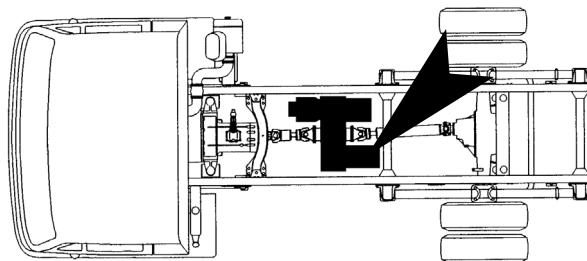
When ordering replacement parts, always give the machine's Serial Number and specify Part Number, Quantity & Description



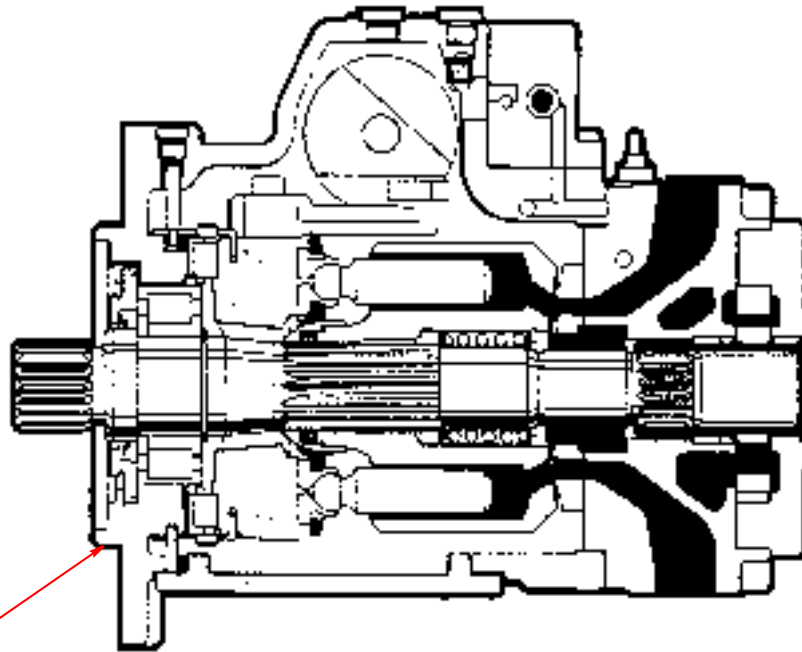
<i>Item</i>	<i>Part Number</i>	<i>Quantity</i>	<i>Description</i>
<b>1</b>	<b>028895</b>	<b>1</b>	<b>HYDROSTATIC DRIVE PUMP</b>
NI	028909	2	. Coil, Forward/Reverse
NI	004203	2	. . Hirschmann plug (standard plug)
NI	031480	1	. Pipe, top, transmission (metal)
NI	031481	1	. Pipe, bottom, transmission (metal)



<i>Item</i>	<i>Part Number</i>	<i>Quantity</i>	<i>Description</i>
	<b>022724</b>	<b>1</b>	<b>HYDROSTATIC DRIVE MOTOR</b>
	011069	4	. Bolt, hex hd, M12 x 40 mm long
	011097	4	. Washer, spring, 12 mm
1	023224	1	. Seal Kit
NI	027887	1	. Change-over block
NI	000037	4	. Bolts M6 x 40
NI	028175	4	. Break-off pins
NI	028049	1	. Piston
NI	028047	1	. . Spring, large
NI	028050	1	. Cap
NI	028048	1	. . Spring, small
NI	024946	1	. O-Ring kit, bottom change-over block (individual o-rings below)
NI	024893	2	. . O-Ring, 5.28 x 1.78
NI	024894	3	. . O-Ring, 7.65 x 1.78
NI	024895	2	. . O-Ring, 9.25 x 1.78
NI	024896	1	. . O-Ring, 29.87 x 1.78
NI	024731	1	. Blanking plug

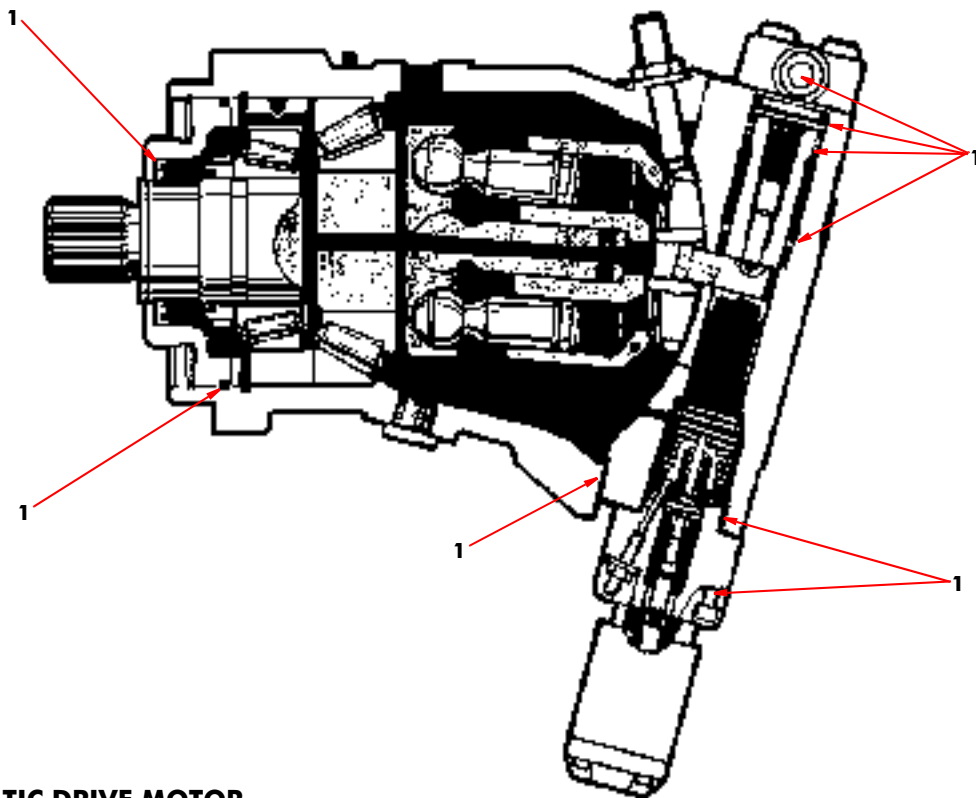


When ordering replacement parts, always give the machine's Serial Number and specify Part Number, Quantity & Description



1

**HYDROSTATIC DRIVE PUMP**



**HYDROSTATIC DRIVE MOTOR**

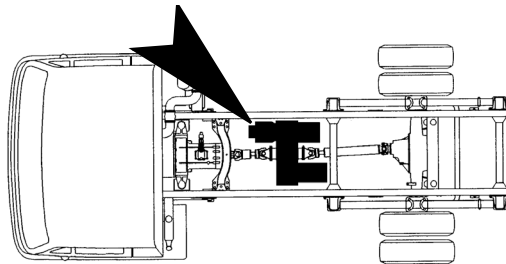
When ordering replacement parts, always give the machine's Serial Number and specify Part Number, Quantity & Description




<i>Item</i>	<i>Part Number</i>	<i>Quantity</i>	<i>Description</i>
<b>SUCTION FAN PUMP - AND RELATED SPARES</b>			
	023620	1	Fan pump, A10V045
	026235	1	Fan pump, A10V060 high output (Magnum Unidrive)
	024770	1	Fan pump, A10V045 SAE B-B (French Option)
	011053	2	. Bolt, hex hd, M12 x 35 mm long
	011097	4	. Washer, spring, 12 mm
1	014552	1	. Seal kit, for pump (023620 Fan pump A10V045 only)
1	030561	1	. Seal kit, for pump (026235 Fan pump A10V060 only)
	NA	1	. . O-Ring, 167 mm Ø
	NA	4	. . O-Ring, 15 mm Ø
	NA	3	. . O-Ring, 7.65 mm Ø
	NA	1	. . O-Ring, 9.25 mm Ø
	NA	2	. . O-Ring, 14 mm Ø
	NA	1	. . O-Ring, 31.47 mm Ø
	NA	1	. . Shaft seal (V-Ring)
	NA	1	. . Circlip
	NA	6	. . Seal, Dowty
NI	025804	1	. Gasket, fan pump to engine pto (Unidrive installations only)
NI	024715	1	Splined adaptor (used on Mercedes chassis)
NI	014217	1	Flow-control valve

**NOTE:**

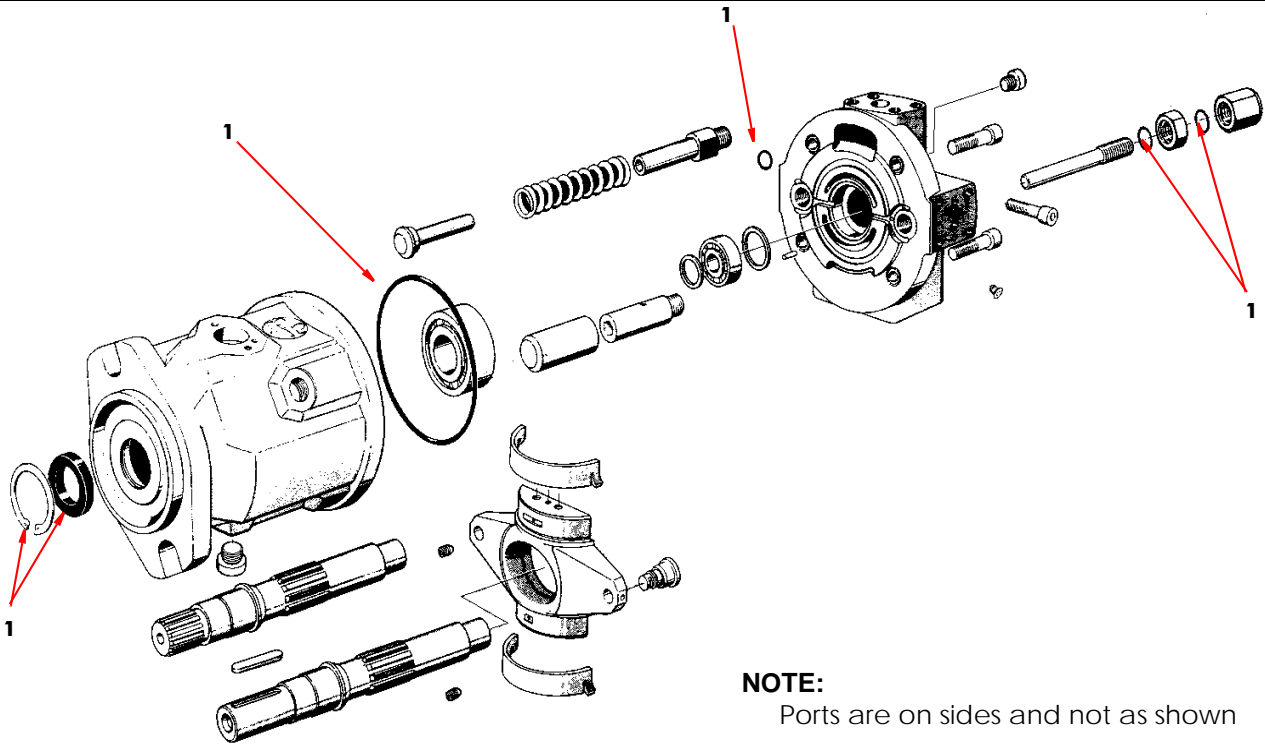
Some Items in the seal kit are intended for use in the pump's control valve - not Illustrated



<i>Item</i>	<i>Part Number</i>	<i>Quantity</i>	<i>Description</i>
<b>1</b>	<b>024641</b>	<b>1</b>	<b>SUCTION FAN MOTOR</b>
NI	011053	1	. Fan mounting bolt - M12 x 30 mm
NI	024791	1	. Cap washer - Voac motor
2	000048	4	. Screw, skt hd, M10 x 80 mm long
3	011095	4	. Washer, spring 10 mm
NI	027237	1	. Seal kit, fan motor
4	025390	1	. Valve block assembly
	011413	6	. . Capscrew, skt hd, M10 x 75 mm long
5	011151	2	. Adaptor, 3/4" BSP x 3/4" BSP
NI	011155	1	. . Seal, Dowty 3/4"
NI	025184	1	. Speed sensor




When ordering replacement parts, always give the machine's Serial Number and specify Part Number, Quantity & Description



**NOTE:**  
Ports are on sides and not as shown

**SUCTION FAN PUMP**



**SUCTION FAN MOTOR**

When ordering replacement parts, always give the machine's Serial Number and specify Part Number, Quantity & Description


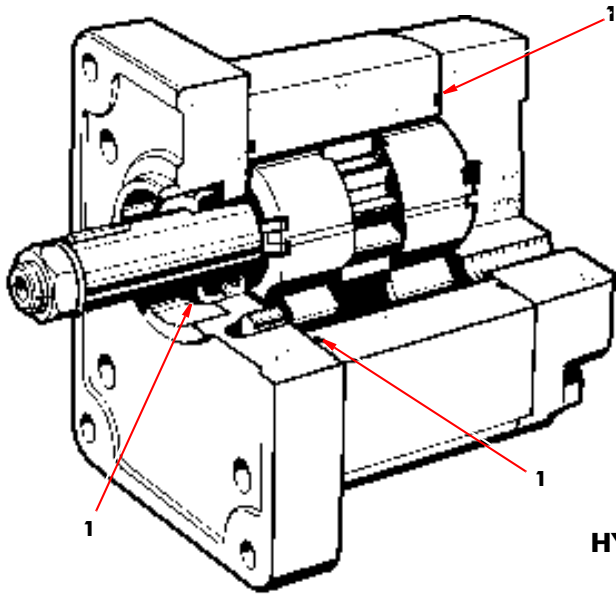


<i>Item</i>	<i>Part Number</i>	<i>Quantity</i>	<i>Description</i>
	<b>023196</b>	<b>1</b>	<b>HYDRAULIC MOTOR, 19 cc (30 litre WATER PUMP)</b>
	000020	4	. Bolt, hex hd, M6 x 30 mm Long
	011090	8	. Washer, plain, 6 mm
	011071	4	. Nut, hex, M6, Nyloc
1	025469	1	. Seal kit, comprising:
	NA	2	.. O-Ring
	NA	1	.. Shaft seal

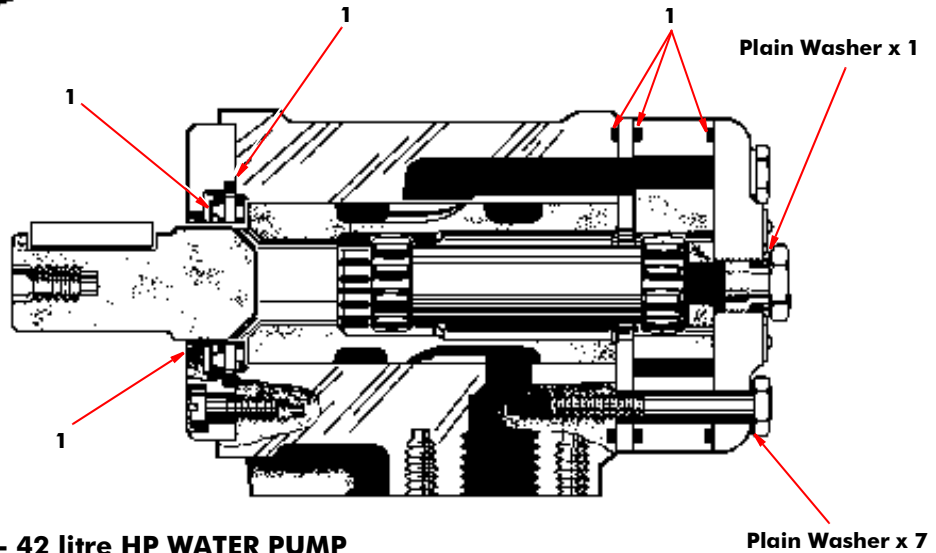
<i>Item</i>	<i>Part Number</i>	<i>Quantity</i>	<i>Description</i>
	<b>013527</b>	<b>1</b>	<b>HYDRAULIC MOTOR, OMP50 (LP WATER PUMP &amp; 42 LITRE H-P PUMP)</b>
	011069	2	. Bolt, hex hd, M12 x 40 mm long
	011077	2	. Nut, hex, M12, Nyloc
1	010762	1	. Seal kit, comprising:
	NA	1	.. Dust seal, shaft
	NA	1	.. KBADH-Ring
	NA	1	.. O-Ring
	NA	3	.. O-Ring
	NA	7	.. Plain washer
	NA	1	.. Plain washer
1	023069	1	. Seal kit
	NA	1	.. Dust seal, shaft
	NA	1	.. KBADH-Ring
	NA	1	.. O-Ring
	NA	3	.. O-Ring
	NA	7	.. Plain washer
	NA	1	.. Plain washer

<i>Item</i>	<i>Part Number</i>	<i>Quantity</i>	<i>Description</i>
	<b>022769</b>	<b>1</b>	<b>HYDRAULIC MOTOR 50 litre WATER PUMP</b>
	011034	4	. Bolt, hex hd, M10 x 40 mm long
	011075	4	. Nut, hex, M10, Nyloc
1	RTPD*	1	.. Seal kit

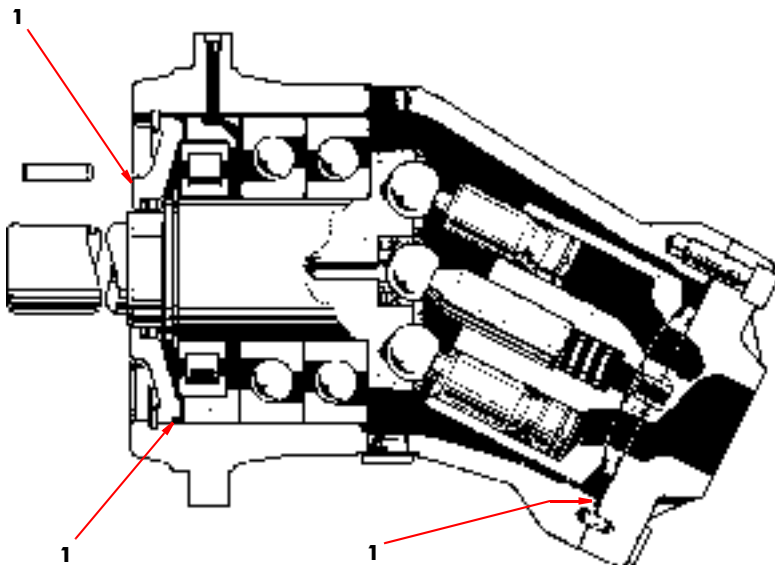
When ordering replacement parts, always give the machine's Serial Number and specify Part Number, Quantity & Description



**HYDRAULIC MOTOR - 30 litre HP WATER PUMPS**



**HYDRAULIC MOTOR - 42 litre HP WATER PUMP**




**HYDRAULIC MOTOR  
50 litre HP WATER PUMP**

**F**


When ordering replacement parts, always give the machine's Serial Number and specify Part Number, Quantity & Description



<i>Item</i>	<i>Part Number</i>	<i>Quantity</i>	<i>Description</i>
	<b>010566</b>	<b>1 -</b>	<b>HYDRAULIC MOTOR, OMP100 (WIDE SWEEP)</b>
	<b>010749</b>	<b>- 1</b>	<b>HYDRAULIC MOTOR, OMP200 (SIDE/FRONT BRUSH)</b>
	011053	2 -	. Bolt, hex hd, M12 x 35 mm long
	011069	- 2	. Bolt, hex hd, M12 x 40 mm long
	011077	2 2	. Nut, hex, M12, Nyloc
1	010762	1 1	. Seal kit
1	023069	1 1	. Seal kit (only motors with serial number prefixed by '151')

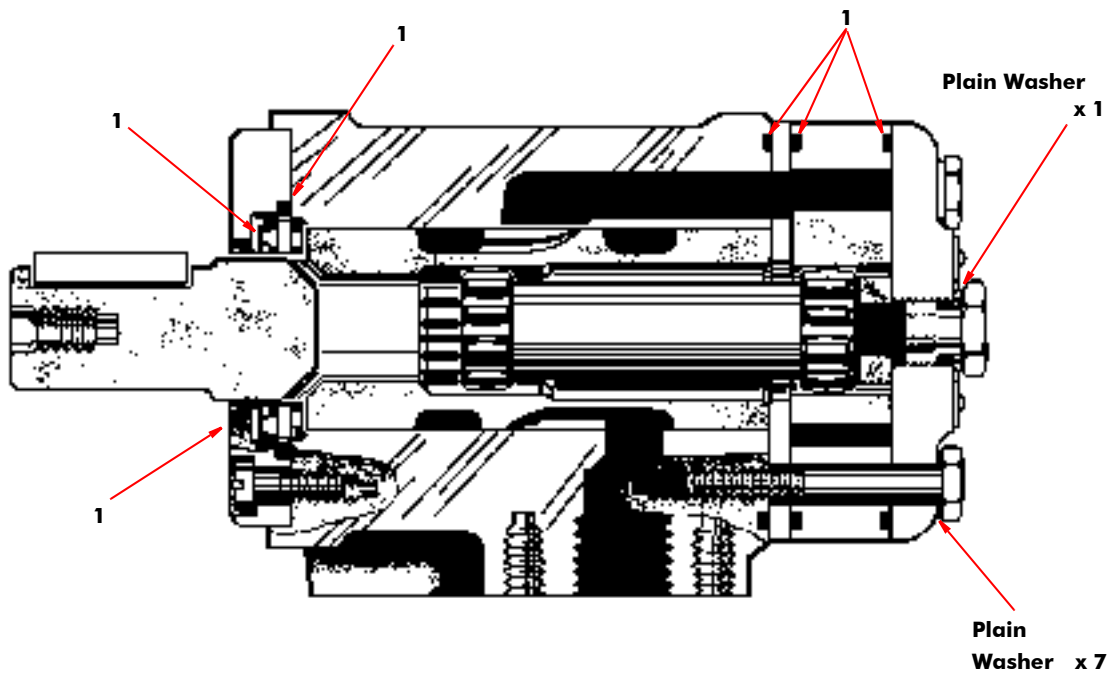


<i>Item</i>	<i>Part Number</i>	<i>Quantity</i>	<i>Description</i>
<b>1</b>	<b>028752</b>	<b>1</b>	<b>HYDRAULIC MOTOR, 16 cc, COOLING FAN</b>
	T B D	1	. Seal kit
	000020	4	. Bolt, hex hd, M6 x 30 mm Long
	011090	8	. Washer, plain, 6 mm
	011071	4	. Nut, hex, M6, Nyloc

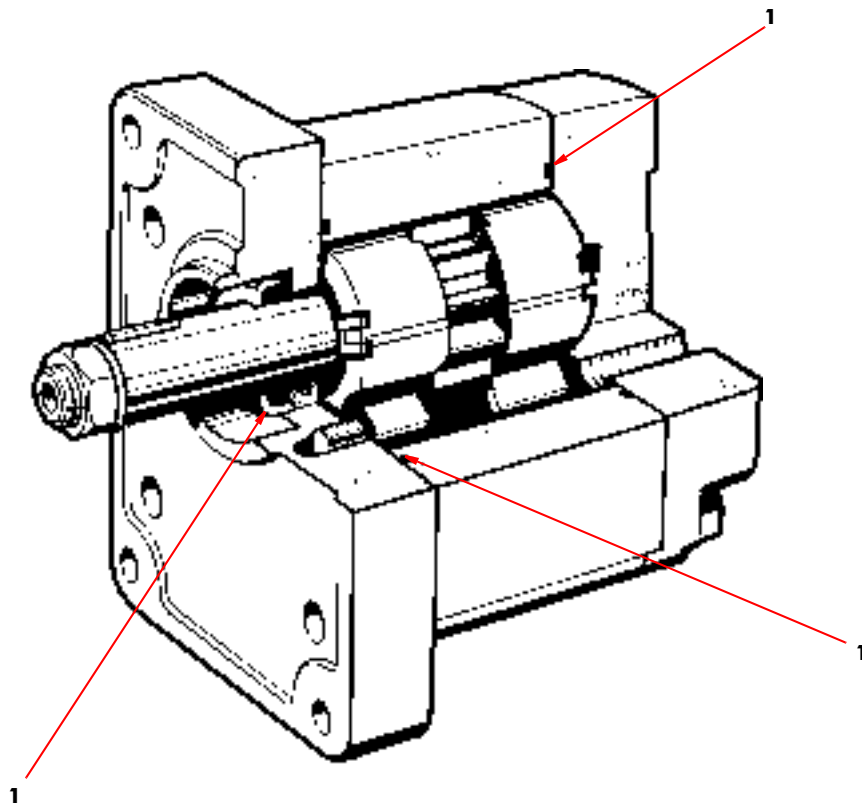


When ordering replacement parts, always give the machine's Serial Number and specify Part Number, Quantity & Description





**HYDRAULIC MOTOR - WIDE SWEEP,  
FRONT & SIDE BRUSHES**



**HYDRAULIC MOTOR - COOLING FAN**

When ordering replacement parts, always give the machine's Serial Number and specify Part Number, Quantity & Description



<i>Item</i>	<i>Part Number</i>	<i>Quantity</i>	<i>Description</i>
<b>BRUSH &amp; NOZZLE HYDRAULIC RAM ASSEMBLIES</b>			
1	024539	1	. Ram, nozzle tilt
1	024539	1	. Ram, side brush lift (RH & LH)
1	024539	1	. Ram, widesweep slewing
NI	012539	1	. . Restrictor, No. 5 White, $\frac{1}{4}$ " BSP x $\frac{1}{4}$ " BSP
NI	011152	1	. . Seal, Dowty $\frac{1}{4}$ " BSP
NI	002016	1	. . Plug, hex socket head $\frac{1}{4}$ " BSP
NI	014473	1	. . Bellows
NI	011629	1	. . . Seal kit, ram

<i>Item</i>	<i>Part Number</i>	<i>Quantity</i>	<i>Description</i>
<b>REAR DOOR OPEN/CLOSE HYDRAULIC RAM ASSEMBLY</b>			
1	022511	1	. Hopper rear-door Open/close ram
NI	022777	1	. . Seal kit, hydraulic ram

<i>Item</i>	<i>Part Number</i>	<i>Quantity</i>	<i>Description</i>
<b>REAR DOOR HYDRAULIC LOCKING RAM ASSEMBLY</b>			
1	022350	1	. Hopper rear-door locking ram
NI	022777	1	. . Seal kit, hydraulic ram

<i>Item</i>	<i>Part Number</i>	<i>Quantity</i>	<i>Description</i>
<b>HOPPER LIFT RAM - TWO STAGE - STEEL PIPED SYSTEM</b>			
1	024249	1	Hopper lift ram, dual stage
NI	027785	1	. Seal kit for 024249 two stage lift ram
NI	028178	1	. Check Valve (Integrated ICEB30F *)
NI	028177	1	. Check Valve (Sterling *)
3	011159	1	. Adaptor, $\frac{3}{8}$ " BSP x $\frac{3}{8}$ " BSP
NI	011153	1	. Seal, Dowty, $\frac{3}{8}$ "
4	012881	1	. Bearing, Spherical

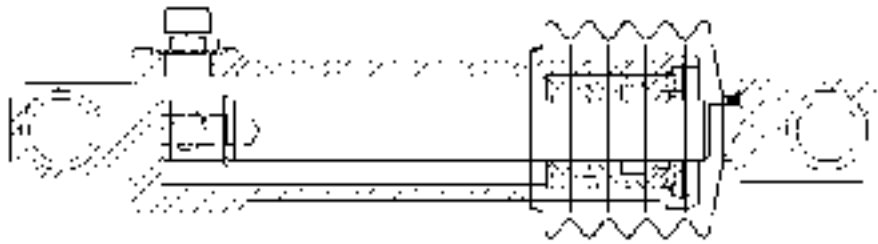
**NOTE:**

\* To determine which check valve is fitted to the dual stage lift ram, please check the batch number stamped on the ram.

Rams stamped with 42013 will use the Sterling valve 028177.

Rams stamped with 42014 onwards will use Integrated valve 028178.

When ordering replacement parts, always give the machine's Serial Number and specify Part Number, Quantity & Description



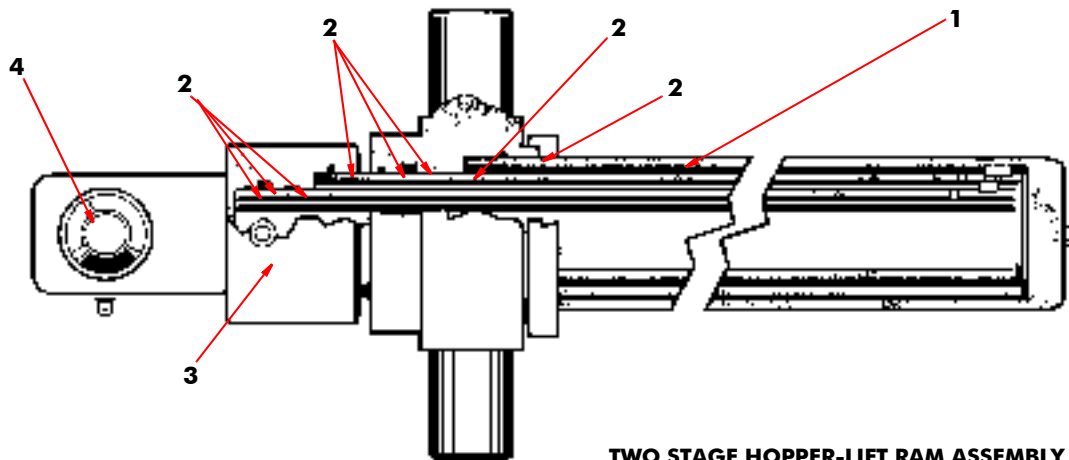
**HYDRAULIC BRUSH RAM ASSEMBLY**



**REAR DOOR OPEN/CLOSE RAM**



**HOPPER REAR DOOR LOCKING RAM**



**TWO STAGE HOPPER-LIFT RAM ASSEMBLY**

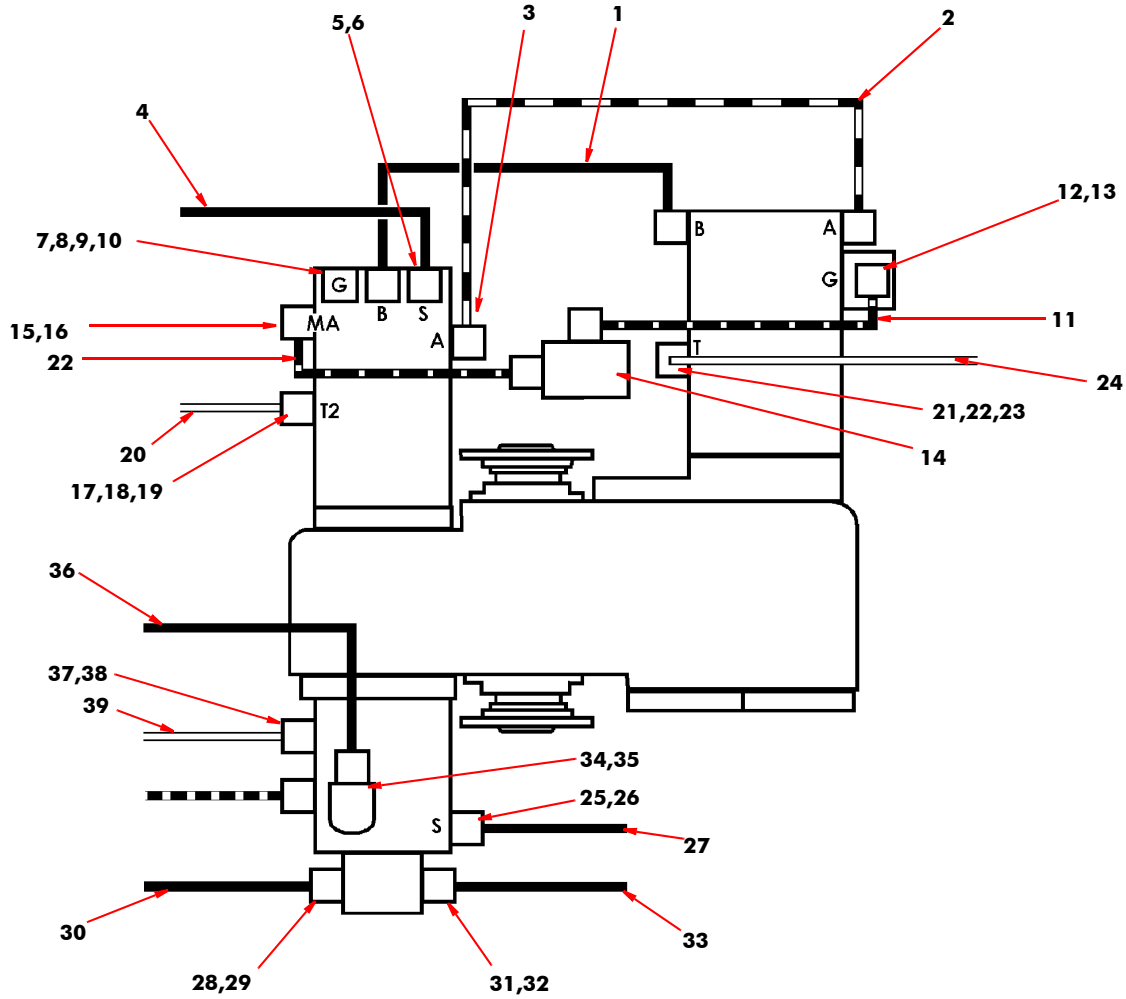


When ordering replacement parts, always give the machine's Serial Number and specify Part Number, Quantity & Description



Item	Part Number	Quantity	Description
<b>SCARAB HYDROSTATIC GEARBOX PIPING ARRANGEMENT</b>			
1	031481	1	Transmission pipe, bottom assembly, metal c/w flanges
2	031480	1	Transmission pipe, top assembly, metal c/w flanges
3	022876	1	. . Spacer, HP, 3/4" SAE x 10 mm thick (between split flange and pump)
4	014827		. Hose, rubber, 1" bore (from suction filter on chassis)
5	022706	1	. . Adaptor, M33 x 3/4" BSP
NI	002019	1	. . . Seal, Dowty M33
6	011210	1	. . . Elbow, 3/4" BSP x 1" hose
7	011158	1	. Adaptor, 1/4" BSP x 1/4" BSP
8	011169	1	. . . Elbow, swivel, 1/4" BSP x 1/4" BSP, F/F
9	011935	1	. Adaptor, 1/4" BSP x M12, M/F
NI	011150	4	. . Seal, Dowty 1/4" BSP
10	013035	1	. . Coupling, pressure test point, M12
11	023741	1	. Hose, rubber, 1/2" x 500 mm long, (1/4" BSP str. x 8 mm str. pipe ends)
12	011158	1	. . Adaptor, 1/4" BSP x 1/4" BSP
13	002045	1	. . . Banjo coupling, 14 mm
14	027241	1	. VALVE BLOCK ASSEMBLY - TRANSMISSION..... Page F17
15	011158	1	. . Adaptor, 1/4" BSP x 1/4" BSP
16	011169	1	. . . Elbow, swivel, 1/4" BSP x 1/4" BSP, F/F
17	012472	1	. Adaptor, M22 x 3/8" BSP
NI	011218	1	. . Seal, Dowty M22 BSP
18	011205	1	. . Elbow, swivel, 3/8" BSP x 3/8" BSP, F/F
19	010930	1	. . . Tail piece, hose, 3/8" BSP x 5/8"
20	011000		. . . . Hose, rubber, 5/8" bore (drive pump case-drain)
21	011248	1	. Adaptor, M18 x 3/8" BSP
NI	011247	1	. . Seal, Dowty M18
22	011205	1	. . Elbow, swivel, 3/8" BSP x 3/8" BSP, F/F
23	010930	1	. . . Tail piece, hose, 3/8" BSP x 5/8"
24	011000		. . . . Hose, rubber, 5/8" bore (drive motor case-drain)
25	011230	2	. Flange, split, 1 1/2" SAE
	011108	4	. . Capscrew, skt hd, 1/2" UNC x 1 1/2" long
26	011231	1	. . Elbow, hose, 1 1/2" SAE x 1"
27	014827		. Hose, rubber, 1" bore (from suction filter in hydraulic tank)
28	011232	1	. Elbow, top fitting, Rexroth (c/w O-ring & 4 x skt hd capscrews)
29	011161	1	. Adaptor, 3/4" BSP x 3/4" BSP
NI	011155	1	. . . Seal, Dowty 3/4"
29a	011210	1	. . . Elbow, hose, 3/4" BSP x 1"
30	001020	1	. . . . Hose, rubber, 1" bore (tank suction filter/gear pump)
31	011233	1	. Elbow, lower fitting, Rexroth (c/w O-ring & 4 x skt hd capscrews)
32	011167	1	. Adaptor, 1/2" BSP x 3/8" BSP
NI	011154	1	. . Seal, Dowty 1/2"
33	001020	1	. . . Hose, rubber, 3/8" BSP x 2680 mm (gear pump/main valve block)
34	014104	1	. Elbow, 1" SAE x 3/4" BSP
	000045	4	. . Capscrew, skt hd, 3/8" UNC x 1 1/2" long
	011406	4	. . Washer, spring, 3/8"
35	011193	1	. . Adaptor, reducing, 1" BSP x 3/4" BSP
NI	011156	1	. . . Seal, Dowty 1"
36	011733	1	. . . Hose, rubber, 3/4" BSP, 5/8" bore x 510 mm (fan pump/fan valve block)
37	011226	1	. Adaptor, 1/8" UNF x 1/2" BSP
NI	011218	1	. . Seal, Dowty M22
38	011234	1	. . Elbow, hose, 90° sweep, 1/2" BSP x 5/8"
39	011000		. . Hose, rubber, 5/8" bore (fan pump case-drain)

When ordering replacement parts, always give the machine's Serial Number and specify Part Number, Quantity & Description



LEGEND	
	Suction/High Pressure
	Case Drain
	Return Pressure
	Pilot Pressure

**SCARAB TRANSFER GEARBOX - PIPING ARRANGEMENT**

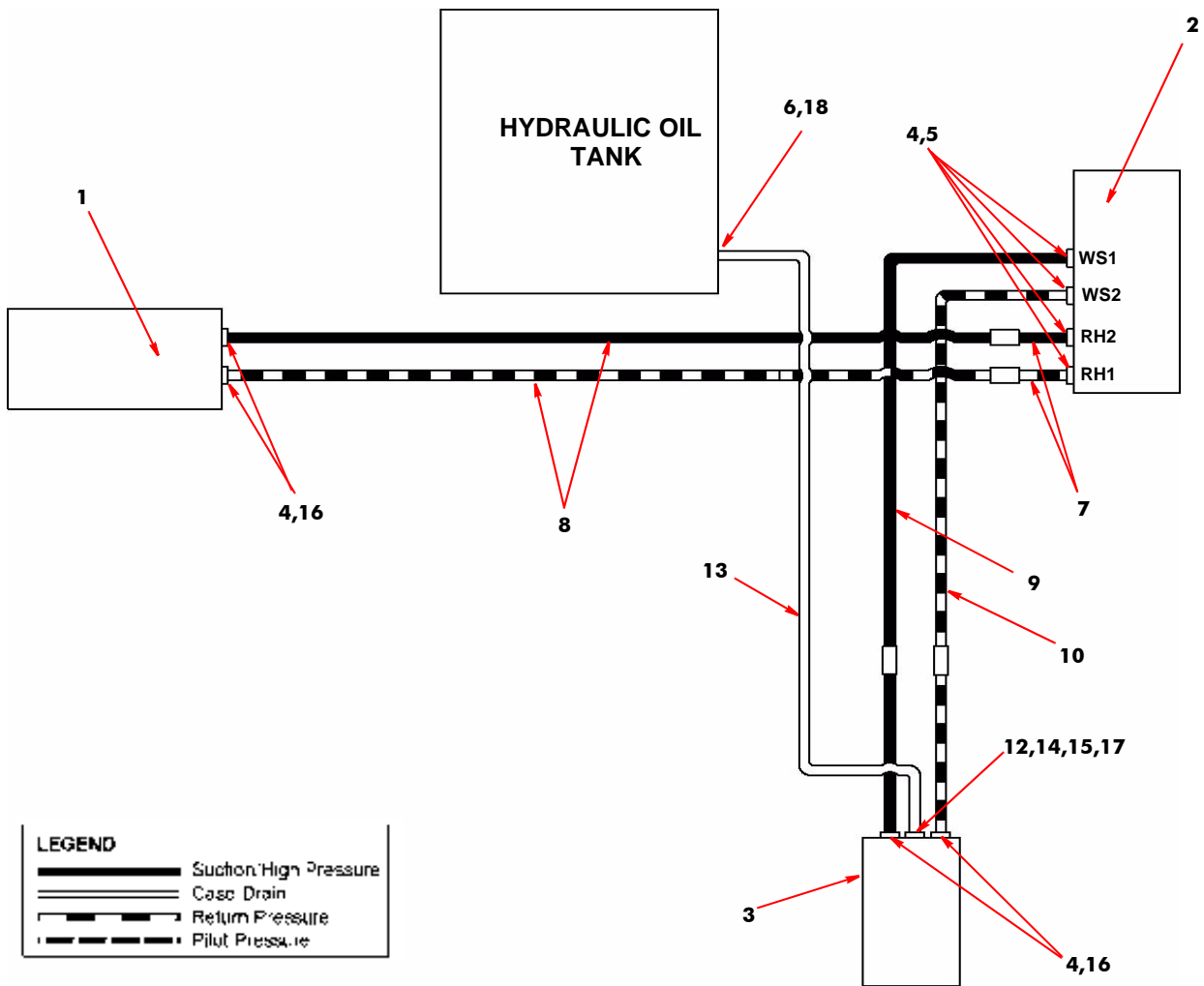
When ordering replacement parts, always give the machine's Serial Number and specify Part Number, Quantity & Description





<i>Item</i>	<i>Part Number</i>	<i>Quantity</i>	<i>Description</i>
<b>HYDRAULIC CCT COMPONENTS - WATER PUMPS</b>			
1	023196	1	MOTOR, HYDRAULIC, 30 litre/min. H-P WATER PUMP ..... Page F27
1	013527	1	MOTOR HYDRAULIC, 42 litre/min. H-P WATER PUMP ..... Page F27
1	022769	1	MOTOR HYDRAULIC, 50 litre/min. H-P WATER PUMP ..... Page F27
2	024786	2	. . VALVE BLOCK ..... Page F67
3	013527	1	. MOTOR, HYDRAULIC, L-P WATER PUMP ..... Page F27
4	011154	8	. . Seal, Dowty $\frac{1}{2}$ "
5	020903	4	. . Adaptor, $\frac{1}{2}$ " x $\frac{3}{8}$ " BSP
6	011153	4	. . Seal, Dowty $\frac{1}{2}$ "
7	031481	2	. . Pipe, steel
8	011305	2	. Hose, rubber $\frac{3}{8}$ " BSP x 1500 mm long <b>(MERLIN)</b>
8	011330	2	. Hose rubber $\frac{3}{8}$ " BSP x 1620 mm long <b>(MAGNUM)</b>
9	031508	1	. . Pipe, steel
10	031509	1	. . Pipe, steel
11	010958	2	. Hose, rubber $\frac{3}{8}$ " BSP x 300 mm long
12	010910	2	. . Elbow $\frac{3}{8}$ " BSP M/F
13	010958	As req	. Hose, rubber $\frac{3}{8}$ " bore
14	010516	2	. . Hose clip, worm drive
15	010922	1	. . Hose tail $\frac{3}{8}$ " x $\frac{1}{4}$ " BSP
16	011167	4	. . Adaptor $\frac{1}{2}$ " BSP x $\frac{3}{8}$ " BSP
17	011152	1	. . Seal, Dowty $\frac{1}{4}$ "
18	020923	1	. . Hose tail $\frac{3}{8}$ " BSP x $\frac{3}{8}$ " hose

When ordering replacement parts, always give the machine's Serial Number and specify Part Number, Quantity & Description



**HYDRAULIC CIRCUIT COMPONENTS - WATER PUMPS WITH OPTION BLOCK**

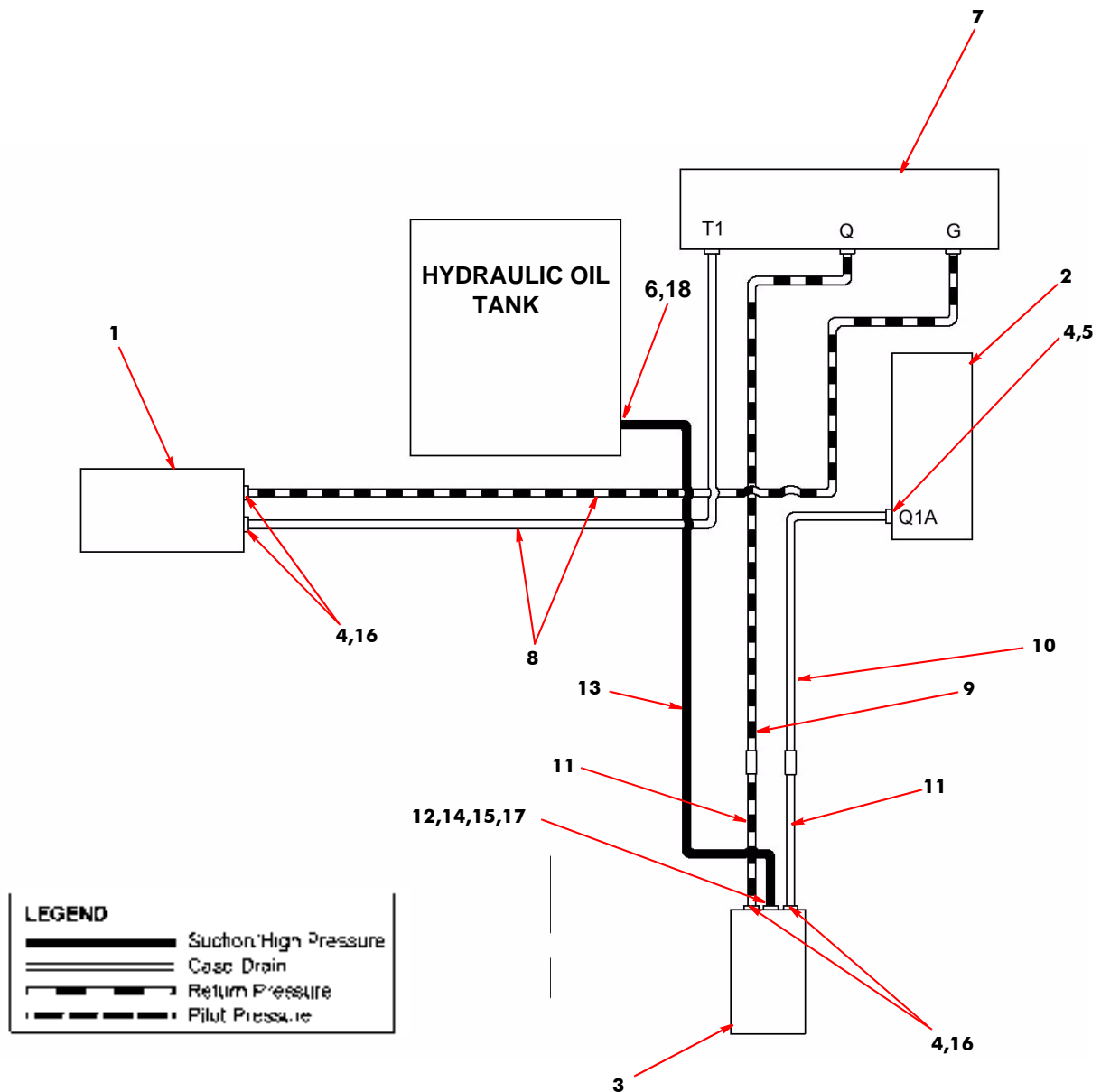
When ordering replacement parts, always give the machine's Serial Number and specify Part Number, Quantity & Description



<b>Item</b>	<b>Part No</b>	<b>Quantity</b>	<b>Description</b>
<b>HYDRAULIC CCT COMPONENTS - WATER PUMPS</b>			
1	023196	1	MOTOR, HYDRAULIC, 30 Litre/Min. H-PWATER PUMP ..... Page F27
1	013527	1	MOTOR, HYDRAULIC, 42 Litre/Min. H-P WATER PUMP ..... Page F27
1	022769	1	MOTOR, HYDRAULIC, 50 Litre/Min. H-P WATER PUMP ..... Page F27
2	024786	2	. . VALVE BLOCK ..... Page F67
3	013527	1	. MOTOR, HYDRAULIC. L-P WATER PUMP..... Page F27
4	011154	8	. . Seal, Dowty $\frac{1}{2}$ "
5	020903	4	. . Adaptor, $\frac{1}{2}$ " x $\frac{3}{8}$ " BSP
6	011153	4	. . Seal, Dowty $\frac{3}{8}$ "
7	028400	1	MAIN VALVE BLOCK ..... Page F63
8	001009	2	. Hose, Rubber $\frac{3}{8}$ " BSP x 2200 mm long
9	031588	1	. . Pipe, steel
10	031589	1	. . Pipe, steel
11	010958	2	. Hose, rubber $\frac{3}{8}$ " BSP x 300 mm long
12	010910	2	. . Elbow $\frac{3}{8}$ " M/F
13	010958	As Req	. Hose, rubber $\frac{3}{8}$ " bore
14	010516	2	. . Hose clip, worm drive
15	010922	1	. . Hose tail $\frac{3}{8}$ " x $\frac{1}{4}$ " BSP
16	011167	4	. . Adaptor $\frac{1}{2}$ " BSP x $\frac{3}{8}$ " BSP
17	011152	1	. . Seal, Dowty $\frac{1}{4}$ "
18	020923	1	. . Hose tail $\frac{3}{8}$ " BSP x $\frac{3}{8}$ " hose

When ordering replacement parts, always give the machine's Serial Number and specify Part Number, Quantity & Description





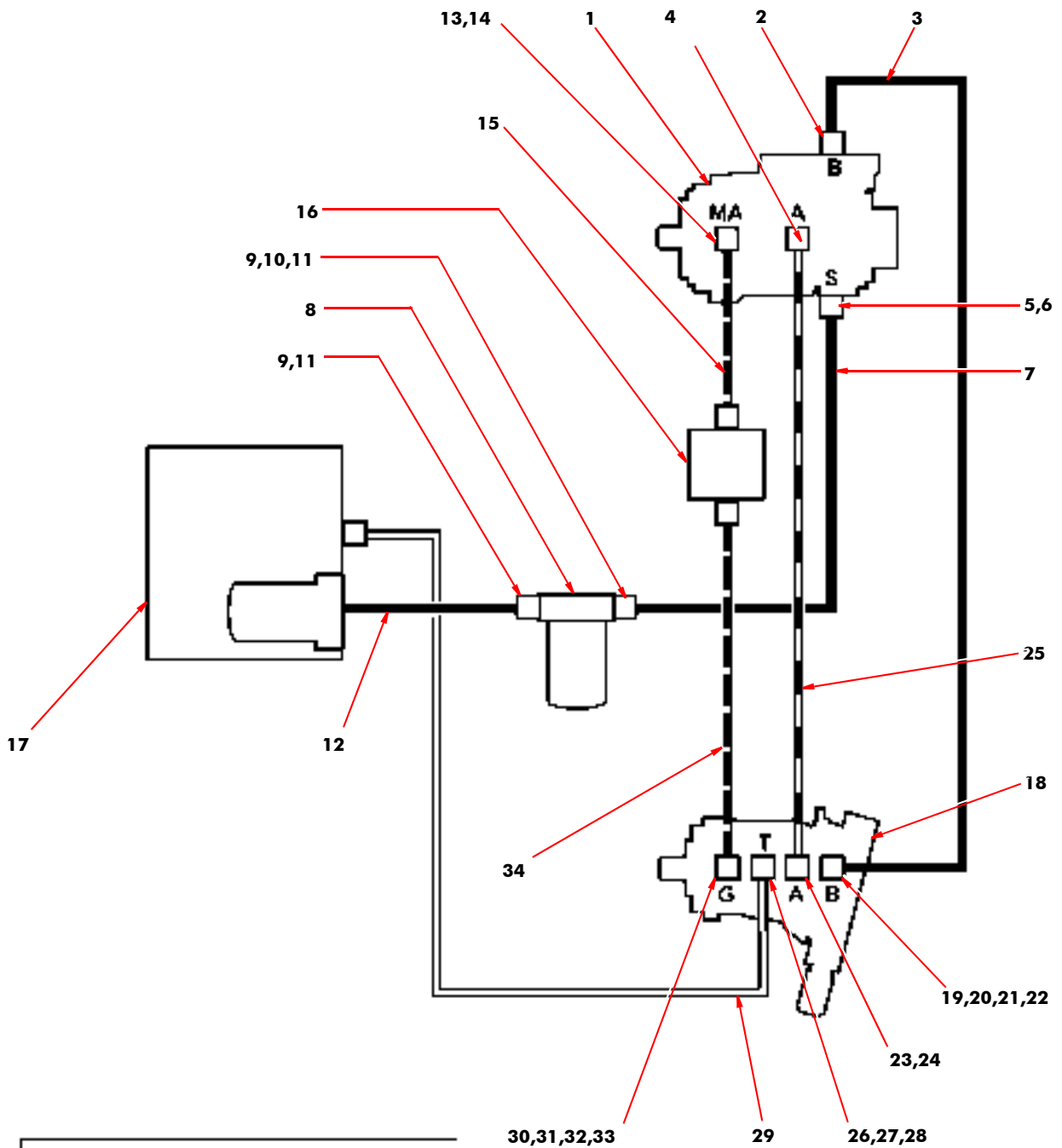
**HYDRAULIC CIRCUIT COMPONENTS - WATER PUMPS  
WITHOUT OPTION BLOCK**

When ordering replacement parts, always give the machine's Serial Number and specify Part Number, Quantity & Description



Item	Part Number	Quantity	Description
<b>HYDRAULIC CIRCUIT COMPONENTS - HYDROSTATIC DRIVE</b>			
1	028895	1	. PUMP, HYDRAULIC, HYDROSTATIC DRIVE..... Page F23
2	002000	2	. . Flange, split, $\frac{3}{4}$ " SAE
	011408	3	. . . . Capscrew, skt hd, M10 x 30 mm long
	011032	1	. . . . Bolt, hex hd, M10 x 30 mm long
	011095	1	. . . . Washer, spring, 10 mm
3	022700	1	. . Hose assembly, transmission, $\frac{3}{4}$ " SAE
NI	013523	1	. . . O-Ring
4	002000	2	. . Flange, split, $\frac{3}{4}$ " SAE
	011408	3	. . . . Capscrew, skt hd, M10 x 30 mm long
	011032	1	. . . . Bolt, hex hd, M10 x 30 mm long
	011095	1	. . . . Washer, spring, 10 mm
5	022076	1	. . Adaptor, M33 x $\frac{3}{4}$ " BSP
NI	002019	1	. . . Seal, Dowty, M33
6	011210	1	. . . Elbow, hose, $\frac{3}{4}$ " BSP x 1"
7	014827	As Req	. Hose, rubber, 1" bore
8	013122	1	. . Filter, suction
	011010	2	. . . . Bolt, hex hd, M8 x 20 mm long
	011093	2	. . . . Washer, spring, 8 mm
NI	013124	1	. . . ELEMENT SUCTION FILTER..... Page F19
NI	021720	1	. . . Gauge, pressure
9	011184	2	. . . Adaptor, $1\frac{1}{4}$ " BSP x $\frac{3}{4}$ " BSP
NI	011155	2	. . . . Seal, Dowty, $\frac{3}{4}$ "
10	013757	1	. . . . Valve, ball, $\frac{3}{4}$ " BSP
11	011210	2	. . . . . Elbow, hose, $\frac{3}{4}$ " BSP x 1"
12	014827	As Req	. Hose, rubber, 1" bore
13	011915	1	. . Adaptor, $\frac{1}{4}$ " BSP x $\frac{1}{4}$ " BSP
NI	011150	3	. . . Seal, Dowty, $\frac{1}{4}$ "
14	011169	1	. . . Elbow, swivel, $\frac{1}{4}$ " BSP, F / F
15	011324	1	. Hose, rubber, $\frac{1}{4}$ " BSP x 360 mm long
16	027241	1	. TRANSMISSION VALVE ASSEMBLY..... Page F17
17	022616	1	. TANK ASSEMBLY, HYDRAULIC OIL..... Page F3
18	022724	1	. MOTOR, HYDRAULIC, HYDROSTATIC DRIVE ..... Page F23
19	002001	2	. . Flange, split, 1" SAE
	011412	2	. . . . Capscrew, skt hd, M12 x 40 mm long
	011069	2	. . . . Bolt, hex hd, M12 x 40 mm long
20	002020	1	. . . Elbow, 1" SAE x $\frac{3}{4}$ " BSP
21	011196	1	. . . Elbow, 90° swept, $\frac{3}{4}$ " BSP
22	012228	1	. . . . Stud, coupling adaptor, $\frac{3}{4}$ " BSP x $\frac{3}{4}$ " BSP, M/F
23	002001	2	. . Flange, split, 1" SAE
	011412	3	. . . . Capscrew, skt hd, M12 x 40 mm long
	011069	1	. . . . Bolt, hex hd, M12 x 40 mm long
24	002020	1	. . . Elbow, 1" SAE x $\frac{3}{4}$ " BSP
NI	013517	1	. . . . O-Ring
25	022722	1	. Hose, rubber, transmission, $\frac{3}{4}$ " SAE
26	011248	1	. . Adaptor M18 x $\frac{3}{8}$ " BSP
NI	011247	1	. . . Seal, Dowty, M18
27	011205	1	. . . Elbow, swivel, $\frac{3}{8}$ " BSP x $\frac{3}{8}$ " BSP, F/F
28	010930	1	. . . . Tail piece, hose, $\frac{3}{8}$ " BSP x $\frac{5}{8}$ "
29	011000	As Req	. Hose, rubber, $\frac{5}{8}$ " bore
30	011158	1	. . . . Adaptor, $\frac{1}{4}$ " BSP x $\frac{1}{4}$ " BSP
NI	011150	2	. . . Seal, Dowty, $\frac{1}{4}$ "
31	011169	1	. . . Elbow, swivel, $\frac{1}{4}$ " BSP x $\frac{1}{4}$ " BSP, F/F
32	011935	1	. . . . Adaptor, $\frac{1}{4}$ " BSP x M12, M/F
33	013035	1	. . . . . Coupling, pressure test point, M12
34	011090	1	. Hose, rubber, $\frac{1}{4}$ " BSP x 550 mm long

When ordering replacement parts, always give the machine's Serial Number and specify Part Number, Quantity & Description



LEGEND	
	Suction/High Pressure
	Case Drain
	Return Pressure
	Pilot Pressure

**HYDRAULIC CIRCUIT COMPONENTS - HYDROSTATIC DRIVE**

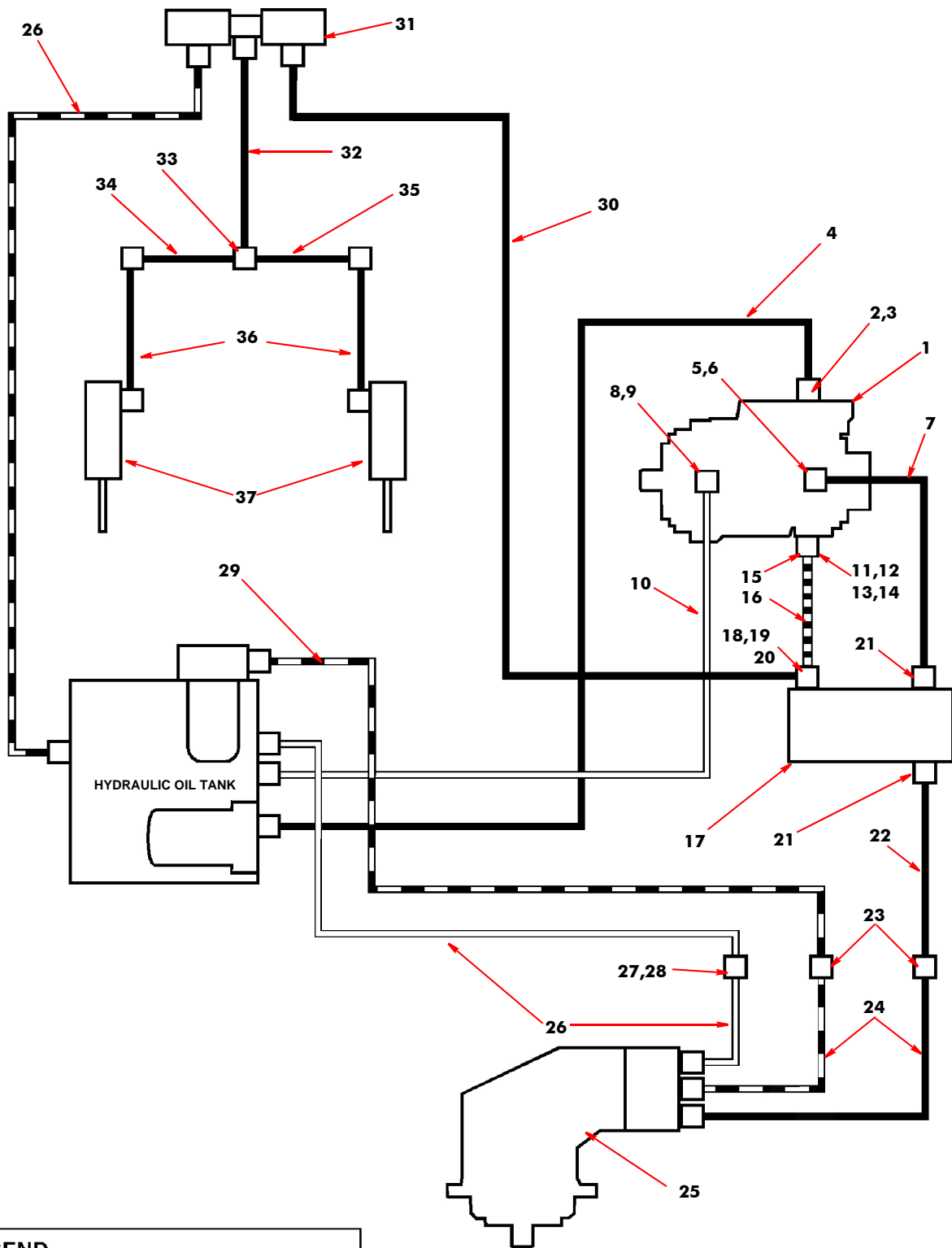
When ordering replacement parts, always give the machine's Serial Number and specify Part Number, Quantity & Description





Item	Part Number	Quantity	Description
<b>HYDRAULIC CIRCUIT COMPONENTS - VARIABLE NOZZLE TILT &amp; SUCTION FAN</b>			
1	023620	1	. PUMP, HYDRAULIC, SUCTION FAN..... Page F25
1	026235	1	. PUMP, HYDRAULIC, SUCTION FAN ( <b>Magnum Unidrive</b> ) ..... Page F25
*2	011230	1	. . Flange, split, 1½" SAE
	011108	4	. . . Capscrew, skt hd, ½" UNC x 1½" long
*3	011231	1	. . Elbow, hose, 1½" SAE x 1"
*4	014827	AsReq	. Hose, rubber, 1" bore (from suction filter in hydraulic tank)
*5	014104	1	. . Elbow, 1" SAE x ¾" BSP
	000045	4.	. . Capscrew, skt hd, ¾" UNC x 1½" long
	011406	4.	. . Washer, spring, ¾"
*6	002040	1	. . Adaptor, reducing, 1" BSP x 5/8" BSP, M/M
NI	011156	1	. . . . Seal, Dowty, 1"
7	023640	1	. Hose, rubber, 5/8" BSP, 5/8" bore Megaflex (fan pump/fan valve block)
*8	011226	1	. . Adaptor, 7/8" UNF x ½" BSP
NI	011218	1	. . . Seal, Dowty, M22
*9	011234	1	. . . Elbow, hose, 90° sweep, ½" BSP x 5/8" hose
10	011000		. . Hose, 5/8" bore
11	011227	1	. . Adaptor, 7/16" UNF x ¼" BSP
NI	011215	2	. . . Seal, Dowty, M12
12	011169	1	. . . Elbow, swivel, ¼" BSP, F/F
13	002014	1	. . . . Adaptor, ¼" BSP, M/F
14	013036	1	. . . . . Coupling, pressure test point, ¼" BSP
15	011227	1	. . Adaptor, 7/16" UNF x ¼" BSP
16	011324	1	. Hose, rubber, ¼" BSP x 360 mm long (fan pump/fan v. block)
17	022589	1	. VALVE BLOCK, FAN BOOST, SUCTION FAN ..... Page F69
	011017	2.	. Bolt, hex hd, M8 x 60 mm long
	011092	2.	. Washer, plain, 8 mm
	011073	2.	. Nut, hex, M8, Nyloc
NI	013036	1	. . Coupling, pressure test point, ¼" BSP
NI	011150	1	. . . Seal, Dowty, ¼"
18	011158	1	. . Adaptor, ¼" BSP x ¼" BSP
19	011171	1	. . . Elbow, swivel, ¼" BSP, M/F
20	002005	1	. . . . Tee, ¼" BSP, F/M/M
21	002041	2	. . Adaptor, reducing, ¾" BSP x 5/8" BSP, M/M
NI	011155	2	. . . Seal, Dowty, ¾"
22	001038	1	. . Hose, rubber ¾" BSP x 3600 long ( <b>Merlin/XP</b> )
22	023642	1	. . Hose, rubber ¾" BSP x 3300 long ( <b>Magnum</b> )
23	002148	2	. . . . Elbow, ¾" BSP M/F
24	001150	2	. . Hose, rubber, ¾" BSP x 2800 mm long ( <b>Merlin/Magnum</b> )
24	001223	2	. . Hose, rubber, ¾" BSP x 2500 mm long ( <b>XP</b> )
25	025564	1	. Hydraulic motor assembly, suction fan ( <b>Merlin</b> )
25	025392	1	. Hydraulic motor assembly, suction fan ( <b>Magnum</b> )
26	010958	As Req	. . Hose, 3/8" bore, low pressure, fan motor case-drain
27	013333	2	. . Hose connector 3/8"
28	010516	2	. . Hose clip, worm drive
NI	010923	1	. . . Hose tail, 3/8" BSP x 3/8" hose
29	023641	1	. . Hose, rubber ¾" x 2900 Long ( <b>Merlin/XP</b> )
29	001029	1	. . Hose, rubber ¾" x 3900 Long ( <b>Magnum</b> )
30	011328	1	. Hose, rubber ¼" BSP x 1780 mm long
31	025003	1	VALVE ASSEMBLY, VARIABLE NOZZLE TILT ..... Page F17
32	031747	1	. . . Pipe, steel, 6 mm
33	002085	1	. . Tee, 6 mm pipe
34	03178	1	. . . Pipe, steel, 6 mm (LH)
35	031749	1	. . . Pipe, steel, 6 mm (RH)
36	010988	2	. . Hose, rubber ¼" x 1473 mm long
37	024539	2	. . Ram, hydraulic, nozzle tilt

When ordering replacement parts, always give the machine's Serial Number and specify Part Number, Quantity & Description



**LEGEND**

- Suction/High Pressure
- Case Drain
- Return Pressure
- Pilot Pressure

Lines not annotated are steel pipes, please refer to page F

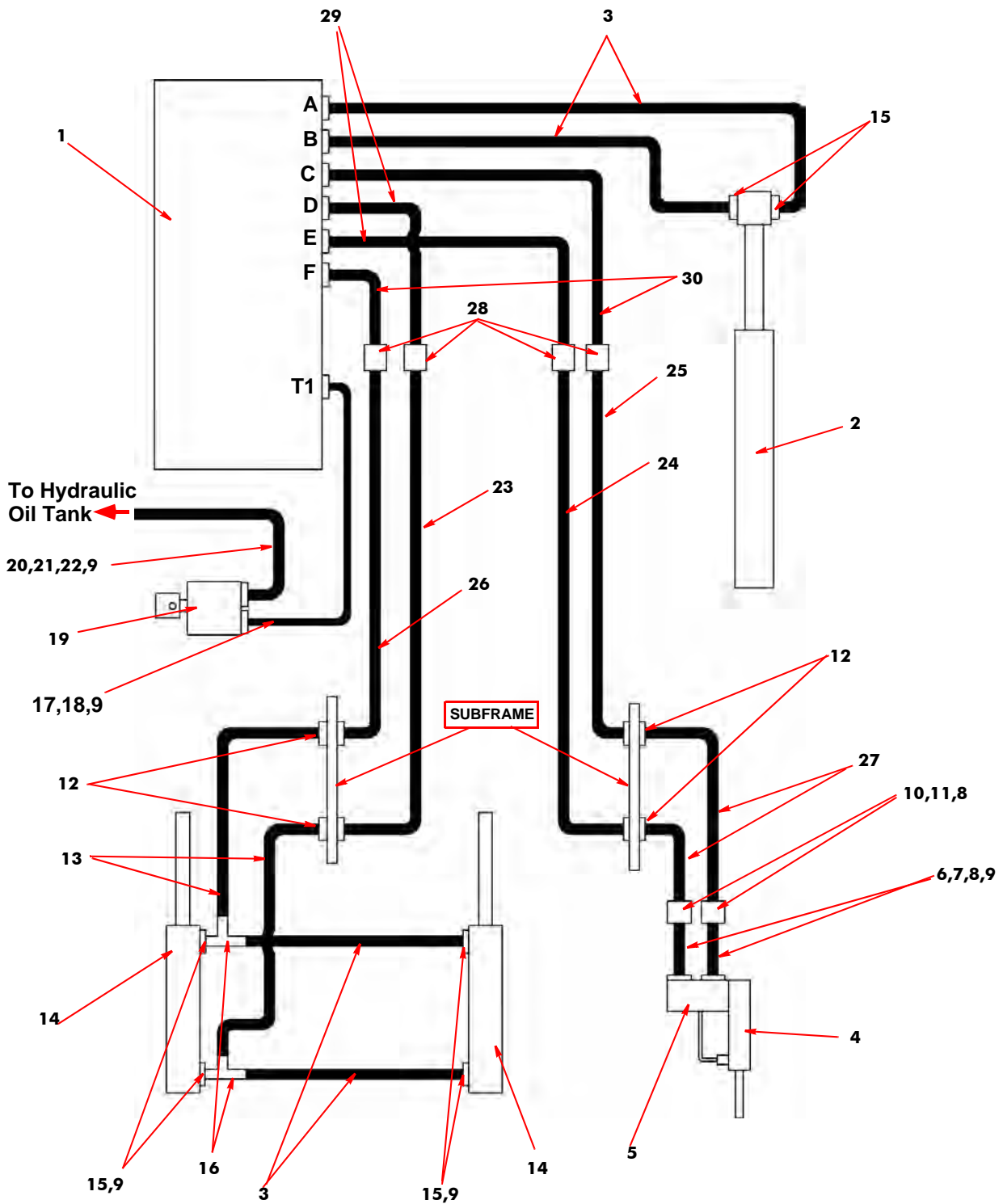
**HYDRAULIC CIRCUIT COMPONENTS  
SUCTION FAN & VARIABLE NOZZLE TILT**

When ordering replacement parts, always give the machine's Serial Number and specify Part Number, Quantity & Description



<i>Item</i>	<i>Part Number</i>	<i>Quantity</i>	<i>Description</i>
<b>HYDRAULIC CCT COMPONENTS - HOPPER &amp; DOOR (STEEL PIPING)</b>			
1	028400	1	. VALVE BLOCK, MAIN HYDRAULIC ..... Page F63
2	024249	1	. RAM, TWO STAGE, HOPPER LIFT..... Page F31
3	010987	2	. . Hose, rubber, 1/4" BSP X 1660 mm long, hopper ram ports A & B
4	022511	1	. RAM, HYDRAULIC, DOOR RAISE/LOWER ..... Page F31
5	024844	1	. . Valve, check
6	011324	2	. Hose, rubber 1/4" BSP x 295 mm long
7	011158	2	. . Adaptor, 1/4" BSP
8	011171	4	. . Elbow, 1/4" BSP M/F
9	011152	14	. . Seal, Dowty 1/4"
10	011269	2	. . Bulkhead adaptor, 1/4" BSP
11	000277	4	. . Washer, M12
12	032773	4	. . Bulkhead adaptor, M12 x 6 mm pipe
13	001060	2	. Hose, rubber 1/4" BSP x 1020 long 90°
14	022350	2	. RAM, DOOR LOCKING ..... Page F31
15	002017	4	. . Elbow, Banjo, 1/4" BSP
16	011206	2	. . Tee, 1/4" BSP M/F/F
17	031498	1	. . Pipe, steel 6 mm
17	031496	1	. . Pipe, steel 6 mm ( <b>Magnum</b> )
17	035705	1	. . Pipe, steel 6 mm, hinge down pneumatic box
17	035706	1	. . Pipe, steel 6 mm ( <b>Magnum</b> ), Hinge Down Pneumatic Box
18	002014	1	. . Adaptor, 1/4" BSP x 6 mm pipe
19	028307	1	. Hand pump
20	011309	1	. Hose, rubber, 3/8" x 432 mm long
21	011199	1	. . Adaptor, 3/8" x 1/4" BSP
22	002014	1	. . Adaptor, 1/4" BSP M/F
23	032981	1	. . Pipe, steel ( <b>Merlin</b> )
23	032556	1	. . Pipe, steel ( <b>Magnum</b> )
23	032974	1	. . Pipe, steel ( <b>XP</b> )
24	032983	1	. . Pipe, steel ( <b>Merlin</b> )
24	032554	1	. . Pipe, steel ( <b>Magnum</b> )
24	032976	1	. . Pipe, steel ( <b>XP</b> )
25	032984	1	. . Pipe, steel ( <b>Merlin</b> )
25	032555	1	. . Pipe, steel ( <b>Magnum</b> )
25	032977	1	. . Pipe, steel ( <b>XP</b> )
26	032982	1	. . Pipe, steel ( <b>Merlin</b> )
26	032557	1	. . Pipe steel ( <b>Magnum</b> )
26	032975	1	. . Pipe steel ( <b>XP</b> )
27	001061	2	. Hose, rubber, 1/4" BSP x 4100 mm long
27	001222	2	. Hose, rubber, 1/4" BSP x 3800 mm long ( <b>XP</b> )
28	011221	4	. . Elbow, 3/8" BSP M/F swept
29	011305	2	. Hose, rubber, 3/8" BSP x ( <b>Merlin</b> )
29	032557	2	. Hose, rubber, 3/8" BSP x ( <b>Magnum</b> )
29	001224	2	. Hose, rubber, 3/8" BSP x ( <b>XP</b> )
30	011305	2	. Hose, rubber, 3/8" BSP x ( <b>Merlin</b> )
30	001224	2	. Hose, rubber, 3/8" BSP x ( <b>Magnum</b> )
30	001224	2	. Hose, rubber, 3/8" BSP x ( <b>XP</b> )

When ordering replacement parts, always give the machine's Serial Number and specify Part Number, Quantity & Description



LEGEND	
	Suction/High Pressure
	Case Drain
	Return Pressure
	Pilot Pressure

**HYDRAULIC CIRCUIT COMPONENTS (STEEL PIPING)  
HOPPER & DOOR**

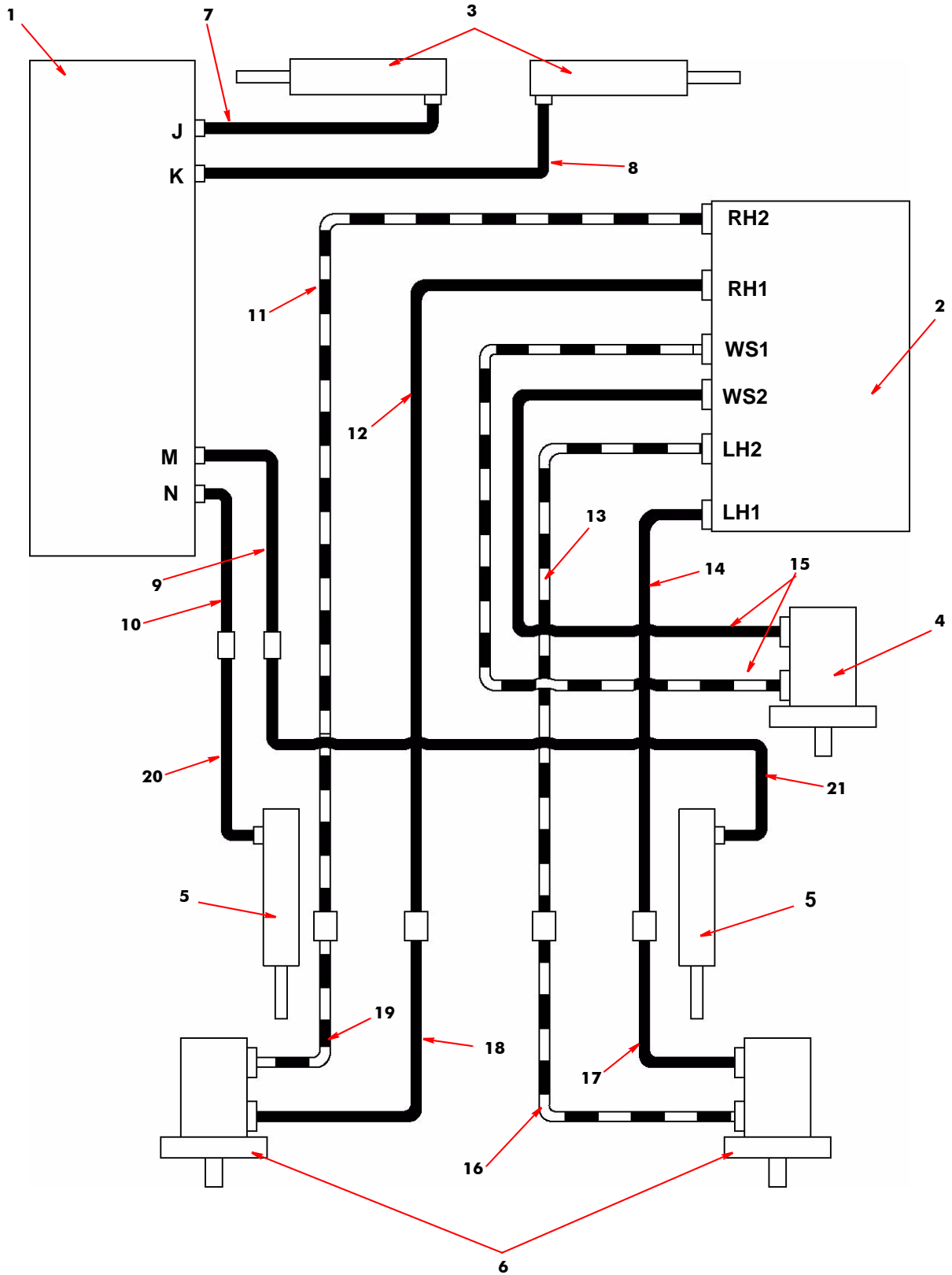
When ordering replacement parts, always give the machine's Serial Number and specify Part Number, Quantity & Description



Item	Part Number	Quantity	Description
<b>HYDRAULIC CCT COMPONENTS</b>			
<b>SIDE-BRUSH &amp; WIDE-SWEEP</b>			
1	028400	1	. VALVE BLOCK, MAIN HYDRAULIC ..... Page F63
2	024786	1	. VALVE BLOCK, BRUSH CONTROL ..... Page F67
3	024539	2	. RAM, HYDRAULIC, WIDE-SWEEP SLEW ..... Page F31
4	010566	1	. MOTOR, HYDRAULIC, WIDE-SWEEP BRUSH ..... Page F29
5	024539	2	. RAM, HYDRAULIC, SIDE-BRUSH LIFT/LOWER..... Page F31
6	010749	2	. MOTOR, HYDRAULIC, RH/LH SIDE-BRUSH..... Page F29
NI	011205	1	. Elbow, $\frac{3}{8}$ " BSP F/F ( <b>Merlin</b> ) used in conjunction with Item 14
NI	020903	1	. Stud, $\frac{3}{8}$ " BSP x 12 mm pipe ( <b>Merlin</b> ) used in conduction with Item 14
7	010985	1	. . Hose, rubber, $\frac{1}{4}$ " BSP x 2150 mm long
8	001037	1	. . Hose, rubber, $\frac{1}{4}$ " BSP x 2650 mm long
9	031545	1	. . . Pipe, steel, 6 mm ( <b>Merlin</b> )
9	032319	1	. . . Pipe, steel, 6 mm ( <b>XP</b> )
9	032320	1	. . . Pipe, steel, 6 mm ( <b>XP</b> )
9	031579	1	. . . Pipe, steel, 6 mm ( <b>Magnum</b> )
10	031470	1	. . . Pipe, steel, 6 mm ( <b>Merlin</b> )
10	032325	1	. . . Pipe, steel, 6 mm ( <b>XP</b> )
10	031580	1	. . . Pipe, steel, 6 mm ( <b>Magnum</b> )
11	031543	1	. . . Pipe, steel, 12 mm ( <b>Merlin</b> )
11	032322	1	. . . Pipe, steel, 12 mm ( <b>XP</b> )
11	031582	1	. . . Pipe, steel, 12 mm ( <b>Magnum</b> )
12	031544	1	. . . Pipe, steel, 12 mm ( <b>Merlin</b> )
12	032321	1	. . . Pipe, steel, 12 mm ( <b>XP</b> )
12	031582	1	. . . Pipe, steel, 12 mm ( <b>Magnum</b> )
13	031506	1	. . . Pipe, steel, 12 mm ( <b>Merlin</b> )
13	032324	1	. . . Pipe, steel, 12 mm( <b>XP</b> )
13	031577	1	. . . Pipe, steel, 12 mm ( <b>Magnum</b> )
14	031507	1	. . . Pipe, steel, 12 mm ( <b>Merlin</b> )
14	032323	1	. . . Pipe, steel, 12 mm ( <b>XP</b> )
14	031578	1	. . . Pipe, steel, 12 mm ( <b>Magnum</b> )
15	011305	1	. . Hose, rubber, $\frac{3}{8}$ " BSP x 1500 mm long
16	011307	1	. . Hose, rubber, $\frac{3}{8}$ " BSP x 1300 mm long ( <b>Merlin/Magnum</b> )
16	001042	1	. . Hose, rubber, $\frac{3}{8}$ " BSP x 680 mm long ( <b>XP</b> )
17	001224	1	. . Hose, rubber, $\frac{3}{8}$ " BSP x 1250 mm long ( <b>Merlin</b> )
17	001023	1	. . Hose, rubber, $\frac{3}{8}$ " BSP x 710 mm long ( <b>XP</b> )
17	011307	1	. . Hose, rubber, $\frac{3}{8}$ " BSP x 1300 mm long ( <b>Magnum</b> )
18	011307	1	. . Hose, rubber, $\frac{3}{8}$ " BSP x 1300 mm long ( <b>Merlin/Magnum</b> )
18	001023	1	. . Hose, rubber, $\frac{3}{8}$ " BSP x 710 mm long ( <b>XP</b> )
19	001224	1	. . Hose, rubber, $\frac{3}{8}$ " BSP x 1250 mm long ( <b>Merlin</b> )
19	001042	1	. . Hose, rubber, $\frac{3}{8}$ " BSP x 680 mm long ( <b>XP</b> )
19	011307	1	. . Hose, rubber, $\frac{3}{8}$ " BSP x 1300 mm long ( <b>Magnum</b> )
20	001160	1	. . Hose, rubber, $\frac{1}{4}$ " BSP x 950 mm long ( <b>Merlin</b> )
20	010991	1	. . Hose, rubber, $\frac{1}{4}$ " BSP x 550 mm long ( <b>XP</b> )
20	001101	1	. . Hose, rubber, $\frac{1}{4}$ " BSP x 1125 mm long ( <b>Magnum</b> )
21	011323	1	. . Hose, rubber, $\frac{1}{4}$ " BSP x 1020 long ( <b>Merlin</b> )
21	010991	1	. . Hose, rubber, $\frac{1}{4}$ " BSP x 550 mm long ( <b>XP</b> )
21	001101	1	. . Hose, rubber, $\frac{1}{4}$ " BSP x 1125 mm long ( <b>Magnum</b> )

When ordering replacement parts, always give the machine's Serial Number and specify Part Number, Quantity & Description





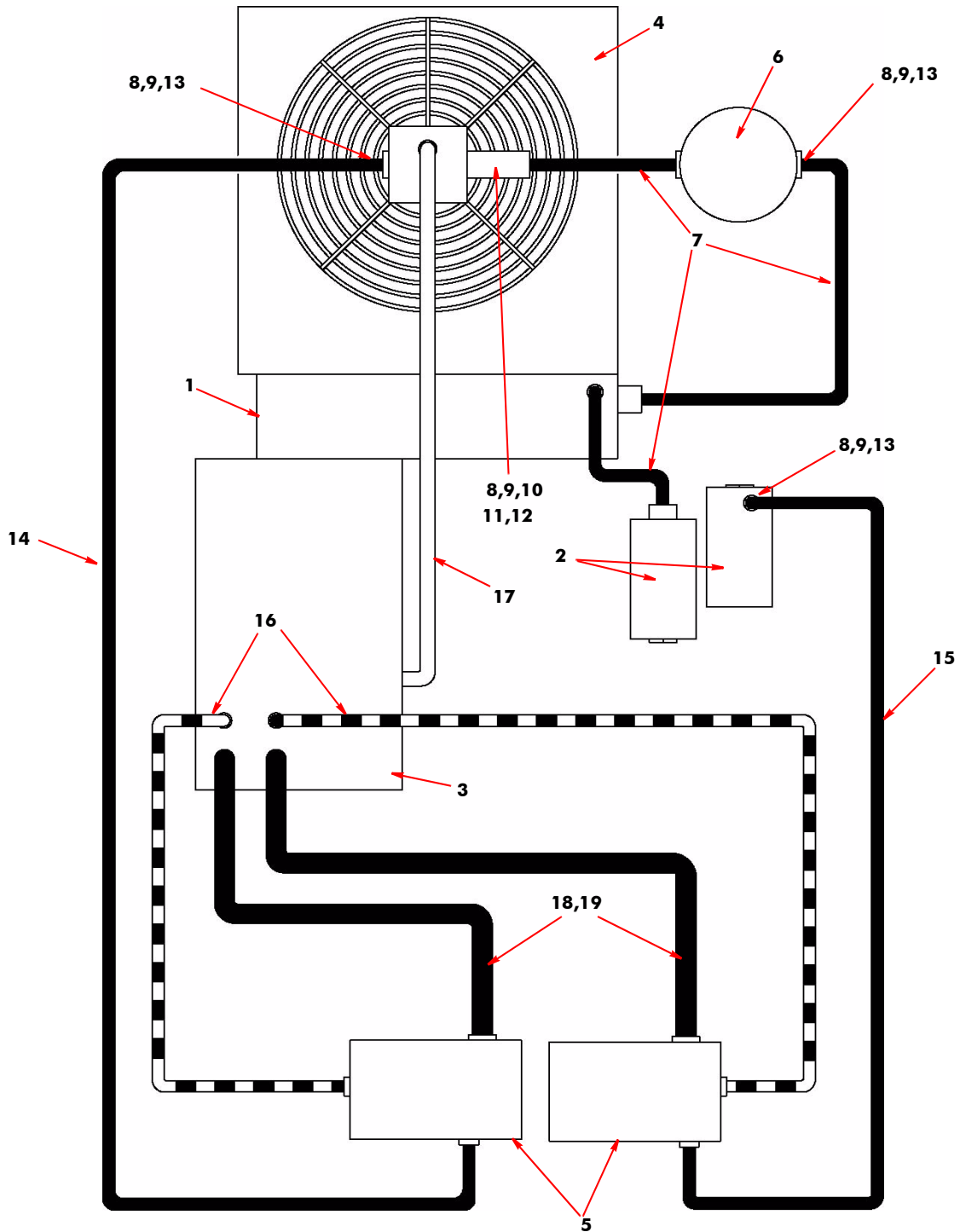
**HYDRAULIC CIRCUIT COMPONENTS, SIDE BRUSH AND WIDESWEEP**

When ordering replacement parts, always give the machine's Serial Number and specify Part Number, Quantity & Description



<i>Item</i>	<i>Part Number</i>	<i>Quantity</i>	<i>Description</i>
<b>HYDRAULIC CCT COMPONENTS, GEAR PUMP FEED</b>			
1	028400	1	VALVE BLOCK, MAIN HYDRAULIC ..... Page F63
2	024786	1	VALVE BLOCK, BRUSH & LP WATER CONTROL ..... Page F67
3	022616	1	HYDRAULIC OIL TANK ..... Page F3/F5
4	028756	1	OIL COOLER & FAN ASSEMBLY ..... Page F1
5	024590	1	GEAR PUMP ..... Page F19
6	025103	1	FILTER HIGH PRESSURE ..... Page F1
7	011310	3	. Hose, rubber, $\frac{3}{8}$ " BSP x 300 mm long
8	011167	4	.. Adaptor, $\frac{1}{2}$ " x $\frac{3}{8}$ " BSP
9	011154	4	.. Seal, Dowty $\frac{1}{2}$ "
10	011829	1	.. Valve, non-return
11	011153	1	.. Seal, Dowty $\frac{3}{8}$ "
12	011159	1	.. Adaptor, $\frac{3}{8}$ " x $\frac{3}{8}$ " BSP M/M
13	011172	3	.. Elbow $\frac{3}{8}$ " BSP M/F
14	001009	1	. Hose, rubber, $\frac{3}{8}$ " BSP x 2200 mm long
15	011344	1	. Hose, rubber, $\frac{3}{8}$ " BSP x 2100 mm long
16	011000	As req	. Hose, $\frac{5}{8}$ " bore
17	010958	As req	. Hose, $\frac{3}{8}$ " bore
18	014827	As req	. Hose, 1" bore (Red Line)
19	014828	4	.. Jubilee Clip, Hi-Torque

When ordering replacement parts, always give the machine's Serial Number and specify Part Number, Quantity & Description



LEGEND	
	Suction/High Pressure
	Case Drain
	Return Pressure
	Pilot Pressure

**HYDRAULIC CIRCUIT COMPONENTS,  
GEAR PUMP FEED**

When ordering replacement parts, always give the machine's Serial Number and specify Part Number, Quantity & Description





<i>Item</i>	<i>Part Number</i>	<i>Quantity</i>	<i>Description</i>
<b>CLAMPS FOR STEEL PIPING</b>			
NI	027980	AsReq	Clamp block, single, 6 mm
NI	027981	AsReq	Clamp block, single, 12 mm
NI	027982	AsReq	Clamp block, single, 25 mm
NI	027983	AsReq	Clamp block, double, 6 mm x 6 mm
NI	027984	AsReq	Clamp block, double, 12 mm x 12 mm
NI	027985	AsReq	Clamp block, double, 6 mm x 12 mm
NI	027986	AsReq	Clamp block, double, 12 mm x 14 mm
NI	027987	AsReq	Clamp block, double, 17.2 mm x 17.2 mm
NI	027988	AsReq	Clamp block, double, 18 mm x 18 mm
NI	027989	AsReq	Top plate 2-hole, small
NI	027990	AsReq	Top plate 2-hole, large
NI	027991	AsReq	Bottom plate 2-hole, small
NI	027992	AsReq	Bottom plate 2-hole, large
NI	027993	AsReq	Bottom plate 1-hole, small
NI	027994	AsReq	Bottom plate 1-hole, medium
NI	027995	AsReq	Bottom plate 2-hole, large
NI	027996	AsReq	Top plate 1-hole, small
NI	027997	AsReq	Top plate 1-hole, medium
NI	027998	AsReq	Top plate 1-hole, large

When ordering replacement parts, always give the machine's Serial Number and specify Part Number, Quantity & Description



**Table 1: HOSE LIST BY PART NUMBER**

<b>PART NUMBER</b>	<b>DESCRIPTION</b>
001000	$\frac{5}{8}$ " BSP x 2700mm long $\frac{3}{4}$ " ends
001001	$\frac{5}{8}$ " BSP x 1300 mm long, straight x 45° elbow $\frac{3}{4}$ " BSP
001002	$\frac{1}{4}$ " BSP x 3700 mm long
001004	$\frac{5}{8}$ " x 1300 mm long $\frac{3}{4}$ " BSP ends
001005	$\frac{3}{8}$ " BSP x 2550 mm long
001006	$\frac{1}{4}$ " BSP x 200 mm long
001007	$\frac{3}{8}$ " BSP x 850 mm long
001008	$\frac{3}{8}$ " BSP x 650 mm long
001009	$\frac{3}{8}$ " BSP x 2200 mm long
001010	$\frac{3}{8}$ " BSP x 4500 mm long
001011	$\frac{5}{8}$ " BSP x 1100 mm long $\frac{3}{4}$ " BSP ends
001012	$\frac{1}{2}$ " BSP x 2900 mm long
001017	$\frac{3}{8}$ " BSP x 1000 mm long
001018	$\frac{3}{8}$ " BSP x 3010 mm long
001019	$\frac{3}{8}$ " BSP x 820 mm long
001020	$\frac{3}{8}$ " BSP x 2680 mm long
001021	$\frac{3}{8}$ " BSP x 2780 mm long
001022	$\frac{3}{8}$ " BSP x 770 mm long
001023	$\frac{3}{8}$ " BSP x 710 mm long
001024	$\frac{1}{4}$ " BSP x 770 mm long
001025	$\frac{3}{4}$ " BSP x 3250 mm long 1" BSP ends
001026	$\frac{1}{4}$ " BSP x 3790 mm long
001027	$\frac{1}{4}$ " BSP x 1270 mm long
001028	$\frac{1}{4}$ " BSP x 1900 mm long
001029	$\frac{3}{4}$ " BSP x 3900 mm long 1" BSP ends
001030	$\frac{5}{8}$ " BSP x 3600 mm long, straight x 45° elbow $\frac{3}{4}$ " BSP
001031	$\frac{1}{4}$ " BSP x 4600 mm long
001032	$\frac{3}{8}$ " BSP x 1900 mm long
001033	$\frac{1}{4}$ " BSP x 3200 mm long



When ordering replacement parts, always give the machine's Serial Number and specify Part Number, Quantity & Description



**Table 1: HOSE LIST BY PART NUMBER**

<b>PART NUMBER</b>	<b>DESCRIPTION</b>
001034	$\frac{3}{4}$ " BSP x 4400 mm long 1" BSP ends
001037	$\frac{1}{4}$ " BSP x 2650 mm long
001038	$\frac{3}{4}$ " BSP x 3600 mm long 1" BSP ends
001040	$\frac{3}{8}$ " BSP x 4500 mm long $\frac{3}{8}$ " BSP ends
001041	$\frac{3}{4}$ " BSP x 3250 mm long
001042	$\frac{3}{8}$ " BSP x 680 mm long
001043	$\frac{3}{4}$ " BSP x 3600 mm long $\frac{3}{4}$ " BSP ends
001044	$\frac{3}{8}$ " BSP x 2300 mm long
001047	$\frac{1}{4}$ " BSP x 3550 mm long
001048	$\frac{1}{4}$ " BSP x 4250 mm long
001049	$\frac{3}{4}$ " BSP x 800 mm long
001050	$\frac{3}{4}$ " BSP x 1000 mm long
001051	$\frac{3}{4}$ " BSP x 1200 mm long
001058	$\frac{1}{2}$ " BSP x 3500 mm long
001059	6 mm x 1100 mm long, straight x 90° elbow $\frac{1}{4}$ " BSP
001060	6 mm x 1020 mm long, straight x 90° elbow $\frac{1}{4}$ " BSP
001061	$\frac{1}{4}$ " BSP x 4100 mm long, straight x 90° elbow
001062	$\frac{1}{4}$ " BSP x 850 mm long
002006	$\frac{5}{8}$ " BSP x 800 mm long, straight x 45° elbow $\frac{3}{4}$ " BSP
002090	$\frac{3}{8}$ " BSP x 730 mm long, straight x 90° elbow
002091	$\frac{3}{8}$ " BSP x 700 mm long, straight x 90° elbow
002092	$\frac{3}{8}$ " BSP x 340 mm long, straight x 90° elbow
002093	$\frac{1}{4}$ " BSP x 570 mm long, straight x 90° elbow
002094	$\frac{3}{4}$ " BSP x 620 mm long, straight x 90° elbow
002095	$\frac{3}{4}$ " BSP x 760 mm long, straight x 90° elbow
010970	$\frac{1}{2}$ " BSP x 460 mm long
010971	$\frac{1}{2}$ " BSP x 560 mm long
010972	$\frac{1}{2}$ " BSP x 1397 mm long
010973	$\frac{1}{2}$ " BSP x 1473 mm long

When ordering replacement parts, always give the machine's Serial Number and specify Part Number, Quantity & Description

**Table 1: HOSE LIST BY PART NUMBER**

<b>PART NUMBER</b>	<b>DESCRIPTION</b>
010974	$\frac{1}{2}$ " BSP x 1575 mm long
010975	$\frac{1}{2}$ " BSP x 1780 mm long
010976	$\frac{1}{2}$ " BSP x 2057 mm long
010977	$\frac{1}{2}$ " BSP x 5765 mm long
010980	$\frac{1}{4}$ " BSP x 432 mm long
010981	$\frac{1}{4}$ " BSP x 711 mm long
010982	$\frac{1}{4}$ " BSP x 1168 mm long
010983	$\frac{1}{4}$ " BSP x 1600 mm long
010984	$\frac{1}{4}$ " BSP x 2972 mm long
010985	$\frac{1}{4}$ " BSP x 2150 mm long
010986	$\frac{1}{4}$ " BSP x 2000 mm long
010987	$\frac{1}{4}$ " BSP x 1660 mm long
010988	$\frac{1}{4}$ " BSP x 1473 mm long
010989	$\frac{1}{4}$ " BSP x 722 mm long
010990	$\frac{1}{4}$ " BSP x 600 mm long
010991	$\frac{1}{4}$ " BSP x 550 mm long
010992	$\frac{1}{2}$ " BSP x 711 mm long
010993	$\frac{1}{2}$ " BSP x 2845 mm long
010994	$\frac{1}{2}$ " BSP x 1270 mm long
010995	$\frac{1}{2}$ " BSP x 1065 mm long
010996	$\frac{1}{2}$ " BSP x 915 mm long
011300	$\frac{3}{8}$ " BSP x 3560 mm long
011301	$\frac{3}{8}$ " BSP x 3250 mm long
011302	$\frac{3}{8}$ " BSP x 2972 mm long
011303	$\frac{3}{8}$ " BSP x 1920 mm long
011304	$\frac{3}{8}$ " BSP x 1750 mm long
011305	$\frac{3}{8}$ " BSP x 1500 mm long
011306	$\frac{3}{8}$ " BSP x 1400 mm long
011307	$\frac{3}{8}$ " BSP x 1300 mm long

**F**

When ordering replacement parts, always give the machine's Serial Number and specify Part Number, Quantity & Description



**Table 1: HOSE LIST BY PART NUMBER**

<b>PART NUMBER</b>	<b>DESCRIPTION</b>
011308	$\frac{3}{8}$ " BSP x 500 mm long
011309	$\frac{3}{8}$ " BSP x 432 mm long
011310	$\frac{3}{8}$ " BSP x 300 mm long
011311	$\frac{3}{8}$ " BSP x 1100 mm long
011313	$\frac{1}{2}$ " BSP x 1830 mm long
011314	$\frac{1}{2}$ " BSP x 1625 mm long
011315	$\frac{1}{2}$ " BSP x 3150 mm long
011316	$\frac{1}{2}$ " BSP x 4826 mm long
011317	$\frac{1}{4}$ " BSP x 295 mm long
011318	$\frac{1}{4}$ " BSP x 240 mm long
011319	$\frac{5}{8}$ " x 430 mm long $\frac{3}{4}$ " BSP ends
011320	$\frac{3}{4}$ " x 890 mm long 1" BSP ends
011322	$\frac{1}{4}$ " BSP x 420 mm long
011323	$\frac{1}{4}$ " BSP x 1020 mm long
011324	$\frac{1}{4}$ " BSP x 360 mm long
011325	$\frac{1}{4}$ " BSP x 2200 mm long
011326	$\frac{1}{4}$ " BSP x 2440 mm long
011327	$\frac{1}{4}$ " BSP x 2820 mm long
011328	$\frac{1}{4}$ " BSP x 1780 mm long
011329	$\frac{1}{4}$ " BSP x 1200 mm long
011330	$\frac{3}{8}$ " BSP x 1620 mm long
011331	$\frac{3}{8}$ " BSP x 2500 mm long
011332	$\frac{3}{8}$ " BSP x 3430 mm long
011333	$\frac{3}{8}$ " BSP x 2030 mm long
011336	$\frac{3}{8}$ " BSP x 1620 mm long
011337	$\frac{1}{4}$ " BSP x 1100 mm long
011338	$\frac{1}{4}$ " BSP x 3060 mm long
011339	$\frac{1}{4}$ " BSP x 3130 mm long
011340	$\frac{1}{4}$ " BSP x 3000 mm long

When ordering replacement parts, always give the machine's Serial Number and specify Part Number, Quantity & Description



**Table 1: HOSE LIST BY PART NUMBER**

<b>PART NUMBER</b>	<b>DESCRIPTION</b>
011341	$\frac{3}{8}$ " BSP x 1840 mm long
011342	$\frac{3}{8}$ " BSP x 2540 mm long
011343	$\frac{3}{8}$ " BSP x 4000 mm long
011344	$\frac{3}{8}$ " BSP x 2100 mm long
011731	$\frac{5}{8}$ " x 4343 mm long, straight x 45° elbow $\frac{3}{4}$ " BSP ends
011732	1" BSP x 3900 mm long, straight x 45° elbow
011733	$\frac{5}{8}$ " x 508 mm long $\frac{3}{4}$ " BSP ends
012586	$\frac{3}{4}$ " x 3500 mm long 1" BSP ends
013005	$\frac{5}{8}$ " x 680 mm long $\frac{3}{4}$ " BSP ends
013027	$\frac{3}{4}$ " x 950 mm long 1" BSP ends
013037	$\frac{3}{4}$ " BSP x 2650 mm long 1" BSP ends
013095	$\frac{5}{8}$ " x 2770 mm long $\frac{3}{4}$ " BSP ends
013096	$\frac{5}{8}$ " x 3500 mm long $\frac{3}{4}$ " BSP ends
013097	$\frac{3}{4}$ " x 1900 mm long 1" BSP ends
013098	$\frac{3}{4}$ " x 205 mm long 1" BSP ends
013131	$\frac{3}{4}$ " x 2460 mm long 1" BSP ends
013183	$\frac{5}{8}$ " x 2910 mm long $\frac{3}{4}$ " BSP ends
013184	$\frac{5}{8}$ " x 3400 mm long, str't x 45° elbow $\frac{3}{4}$ " BSP ends
013219	$\frac{3}{4}$ " x 790 mm long 1" BSP ends
014097	$\frac{3}{4}$ " x 2800 mm long 1" BSP ends
014098	$\frac{5}{8}$ " x 2800 mm long $\frac{3}{4}$ " BSP ends
014099	$\frac{3}{4}$ " x 2700 mm long 1" BSP ends
014101	$\frac{5}{8}$ " x 2900 mm long $\frac{3}{4}$ " BSP ends
014157	$\frac{5}{8}$ " x 2230 mm long $\frac{3}{4}$ " BSP ends
014158	$\frac{5}{8}$ " x 2540 mm long $\frac{3}{4}$ " BSP ends
014159	$\frac{5}{8}$ " x 1450 mm long $\frac{3}{4}$ " BSP ends
022700	$\frac{3}{4}$ " SAE BSP x 1000 mm long
022722	$\frac{3}{4}$ " SAE BSP x 600 mm long
022731	$\frac{3}{4}$ " <b>BSP x 550 mm long</b>

When ordering replacement parts, always give the machine's Serial Number and specify Part Number, Quantity & Description



**Table 1: HOSE LIST BY PART NUMBER**

<b>PART NUMBER</b>	<b>DESCRIPTION</b>
022762	51 mm bore, cuffed ends (Unidrive oil tank - manifold)
023640	$\frac{5}{8}$ " BSP x 660 mm long, straight x 90°
023641	$\frac{5}{8}$ " BSP x 2900 mm long, straight x 90°
023642	$\frac{5}{8}$ " BSP x 3300 mm long, straight x 90°
023643	$\frac{5}{8}$ " BSP x 3100 mm long
023644	$\frac{5}{8}$ " x 730 mm long, $\frac{3}{4}$ " BSP x $\frac{1}{2}$ " BSP x 90° elbows
023645	$\frac{5}{8}$ " BSP x 1250 mm long, straight x 90°
023646	$\frac{5}{8}$ " BSP x 1400 mm long, straight x 90°
023647	$\frac{3}{4}$ " BSP x 730 mm long, straight x 90°
023648	$\frac{3}{4}$ " BSP x 2900 mm long, straight x 90°
023649	$\frac{3}{4}$ " BSP x 600 mm long, straight x 90°
023651	$\frac{3}{4}$ " BSP x 2000 mm long
023652	$\frac{5}{8}$ " x 800 mm long, straight x 90° $\frac{3}{4}$ " BSP ends
023653	$\frac{5}{8}$ " x 1600 mm long, straight x 90° $\frac{3}{4}$ " BSP ends
023654	$\frac{5}{8}$ " x 1400 mm long, straight x 90° $\frac{3}{4}$ " ends
023741	$\frac{1}{4}$ " BSP x 500 mm long, $\frac{1}{4}$ " BSP str x 8 mm stpipe
025555	$\frac{3}{4}$ " BSP x 600 mm long
025556	$\frac{3}{4}$ " BSP x 1650 mm long

When ordering replacement parts, always give the machine's Serial Number and specify Part Number, Quantity & Description

**Table 2: HOSE LIST BY DESCRIPTION**

<b>PART NUMBER</b>	<b>DESCRIPTION</b>
011323	$\frac{1}{4}$ " BSP x 1020 mm long
011337	$\frac{1}{4}$ " BSP x 1100 mm long
010982	$\frac{1}{4}$ " BSP x 1168 mm long
011329	$\frac{1}{4}$ " BSP x 1200 mm long
001027	$\frac{1}{4}$ " BSP x 1270 mm long
010988	$\frac{1}{4}$ " BSP x 1473 mm long
010983	$\frac{1}{4}$ " BSP x 1600 mm long
010987	$\frac{1}{4}$ " BSP x 1660 mm long
011328	$\frac{1}{4}$ " BSP x 1780 mm long
001028	$\frac{1}{4}$ " BSP x 1900 mm long
001006	$\frac{1}{4}$ " BSP x 200 mm long
010986	$\frac{1}{4}$ " BSP x 2000 mm long
010985	$\frac{1}{4}$ " BSP x 2150 mm long
011325	$\frac{1}{4}$ " BSP x 2200 mm long
011318	$\frac{1}{4}$ " BSP x 240 mm long
011326	$\frac{1}{4}$ " BSP x 2440 mm long
001037	$\frac{1}{4}$ " BSP x 2650 mm long
011327	$\frac{1}{4}$ " BSP x 2820 mm long
011317	$\frac{1}{4}$ " BSP x 295 mm long
010984	$\frac{1}{4}$ " BSP x 2972 mm long
011340	$\frac{1}{4}$ " BSP x 3000 mm long
011338	$\frac{1}{4}$ " BSP x 3060 mm long
011339	$\frac{1}{4}$ " BSP x 3130 mm long
001033	$\frac{1}{4}$ " BSP x 3200 mm long
001047	$\frac{1}{4}$ " BSP x 3550 mm long
011324	$\frac{1}{4}$ " BSP x 360 mm long
001002	$\frac{1}{4}$ " BSP x 3700 mm long
001026	$\frac{1}{4}$ " BSP x 3790 mm long
001061	$\frac{1}{4}$ " BSP x 4100 mm long, straight x 90° elbow

**F**

When ordering replacement parts, always give the machine's Serial Number and specify Part Number, Quantity & Description



**Table 2: HOSE LIST BY DESCRIPTION**

<b>PART NUMBER</b>	<b>DESCRIPTION</b>
011322	1/4" BSP x 420 mm long
001048	1/4" BSP x 4250 mm long
010980	1/4" BSP x 432 mm long
001031	1/4" BSP x 4600 mm long
023741	1/4" BSP x 500 mm long, 1/4" BSP str x 8 mm stpipe
010991	1/4" BSP x 550 mm long
002093	1/4" BSP x 570 mm long, straight x 90° elbow
010990	1/4" BSP x 600 mm long
010981	1/4" BSP x 711 mm long
010989	1/4" BSP x 722 mm long
001024	1/4" BSP x 770 mm long
001062	1/4" BSP x 850 mm long
002092	3/8" BSP x 340 mm long, straight x 90° elbow
002091	3/8" BSP x 700 mm long, straight x 90° elbow
002090	3/8" BSP x 730 mm long, straight x 90° elbow
001017	3/8" BSP x 1000 mm long
011311	3/8" BSP x 1100 mm long
011307	3/8" BSP x 1300 mm long
011306	3/8" BSP x 1400 mm long
011305	3/8" BSP x 1500 mm long
011330	3/8" BSP x 1620 mm long
011336	3/8" BSP x 1620 mm long
011304	3/8" BSP x 1750 mm long
011341	3/8" BSP x 1840 mm long
001032	3/8" BSP x 1900 mm long
011303	3/8" BSP x 1920 mm long
011333	3/8" BSP x 2030 mm long
011344	3/8" BSP x 2100 mm long
001009	3/8" BSP x 2200 mm long

When ordering replacement parts, always give the machine's Serial Number and specify Part Number, Quantity & Description

**Table 2: HOSE LIST BY DESCRIPTION**

<b>PART NUMBER</b>	<b>DESCRIPTION</b>
001044	$\frac{3}{8}$ " BSP x 2300 mm long
011331	$\frac{3}{8}$ " BSP x 2500 mm long
011342	$\frac{3}{8}$ " BSP x 2540 mm long
001005	$\frac{3}{8}$ " BSP x 2550 mm long
001020	$\frac{3}{8}$ " BSP x 2680 mm long
001021	$\frac{3}{8}$ " BSP x 2780 mm long
011302	$\frac{3}{8}$ " BSP x 2972 mm long
011310	$\frac{3}{8}$ " BSP x 300 mm long
001018	$\frac{3}{8}$ " BSP x 3010 mm long
011301	$\frac{3}{8}$ " BSP x 3250 mm long
011332	$\frac{3}{8}$ " BSP x 3430 mm long
011300	$\frac{3}{8}$ " BSP x 3560 mm long
011343	$\frac{3}{8}$ " BSP x 4000 mm long
011309	$\frac{3}{8}$ " BSP x 432 mm long
001010	$\frac{3}{8}$ " BSP x 4500 mm long
001040	$\frac{3}{8}$ " BSP x 4500 mm long $\frac{3}{8}$ " BSP ends
011308	$\frac{3}{8}$ " BSP x 500 mm long
001008	$\frac{3}{8}$ " BSP x 650 mm long
001042	$\frac{3}{8}$ " BSP x 680 mm long
001023	$\frac{3}{8}$ " BSP x 710 mm long
001022	$\frac{3}{8}$ " BSP x 770 mm long
001019	$\frac{3}{8}$ " BSP x 820 mm long
001007	$\frac{3}{8}$ " BSP x 850 mm long
010995	$\frac{1}{2}$ " BSP x 1065 mm long
010994	$\frac{1}{2}$ " BSP x 1270 mm long
010972	$\frac{1}{2}$ " BSP x 1397 mm long
010973	$\frac{1}{2}$ " BSP x 1473 mm long
010974	$\frac{1}{2}$ " BSP x 1575 mm long
011314	$\frac{1}{2}$ " BSP x 1625 mm long

When ordering replacement parts, always give the machine's Serial Number and specify Part Number, Quantity & Description



**Table 2: HOSE LIST BY DESCRIPTION**

<b>PART NUMBER</b>	<b>DESCRIPTION</b>
010975	1/2" BSP x 1780 mm long
011313	1/2" BSP x 1830 mm long
010976	1/2" BSP x 2057 mm long
010993	1/2" BSP x 2845 mm long
001012	1/2" BSP x 2900 mm long
011315	1/2" BSP x 3150 mm long
001058	1/2" BSP x 3500 mm long
010970	1/2" BSP x 460 mm long
011316	1/2" BSP x 4826 mm long
010971	1/2" BSP x 560 mm long
010977	1/2" BSP x 5765 mm long
010992	1/2" BSP x 711 mm long
010996	1/2" BSP x 915 mm long
013184	5/8" x 3400 mm long, str't x 45° elbow 3/4" BSP ends
001004	5/8" x 1300 mm long 3/4" BSP ends
001011	5/8" BSP x 1100 mm long 3/4" BSP ends
023645	5/8" BSP x 1250 mm long, straight x 90°
001001	5/8" BSP x 1300 mm long, straight x 45° elbow 3/4" BSP
023646	5/8" BSP x 1400 mm long, straight x 90°
001000	5/8" BSP x 2700mm long 3/4" ends
023641	5/8" BSP x 2900 mm long, straight x 90°
023643	5/8" BSP x 3100 mm long E/E
023642	5/8" BSP x 3300 mm long, straight x 90°
001030	5/8" BSP x 3600 mm long, straight x 45° elbow 3/4" BSP
023640	5/8" BSP x 660 mm long, straight x 90°
002006	5/8" BSP x 800 mm long, straight x 45° elbow 3/4" BSP
023654	5/8" x 1400 mm long, straight x 90° 3/4" ends
014159	5/8" x 1450 mm long 3/4" BSP ends
023653	5/8" x 1600 mm long, straight x 90° 3/4" BSP ends

When ordering replacement parts, always give the machine's Serial Number and specify Part Number, Quantity & Description



**Table 2: HOSE LIST BY DESCRIPTION**

<b>PART NUMBER</b>	<b>DESCRIPTION</b>
014157	$\frac{5}{8}$ " x 2230 mm long $\frac{3}{4}$ " BSP ends
014158	$\frac{5}{8}$ " x 2540 mm long $\frac{3}{4}$ " BSP ends
013095	$\frac{5}{8}$ " x 2770 mm long $\frac{3}{4}$ " BSP ends
014098	$\frac{5}{8}$ " x 2800 mm long $\frac{3}{4}$ " BSP ends
014101	$\frac{5}{8}$ " x 2900 mm long $\frac{3}{4}$ " BSP ends
013183	$\frac{5}{8}$ " x 2910 mm long $\frac{3}{4}$ " BSP ends
013096	$\frac{5}{8}$ " x 3500 mm long $\frac{3}{4}$ " BSP ends
011319	$\frac{5}{8}$ " x 430 mm long $\frac{3}{4}$ " BSP ends
011731	$\frac{5}{8}$ " x 4343 mm long, straight x 45° elbow $\frac{3}{4}$ " BSP ends
011733	$\frac{5}{8}$ " x 508 mm long $\frac{3}{4}$ " BSP ends
013005	$\frac{5}{8}$ " x 680 mm long $\frac{3}{4}$ " BSP ends
023644	$\frac{5}{8}$ " x 730 mm long, $\frac{3}{4}$ " BSP x $\frac{1}{2}$ " BSP x 90° elbows
023652	$\frac{5}{8}$ " x 800 mm long, straight x 90° $\frac{3}{4}$ " BSP ends
001049	$\frac{3}{4}$ " BSP x 800 mm long
001050	$\frac{3}{4}$ " BSP x 1000 mm long
001051	$\frac{3}{4}$ " BSP x 1200 mm long
025556	$\frac{3}{4}$ " BSP x 1650 mm long
023651	$\frac{3}{4}$ " BSP x 2000 mm long
013037	$\frac{3}{4}$ " BSP x 2650 mm long 1" BSP ends
023648	$\frac{3}{4}$ " BSP x 2900 mm long, straight x 90°
001041	$\frac{3}{4}$ " BSP x 3250 mm long
001025	$\frac{3}{4}$ " BSP x 3250 mm long 1" BSP ends
001043	$\frac{3}{4}$ " BSP x 3600 mm long $\frac{3}{4}$ " BSP ends
001038	$\frac{3}{4}$ " BSP x 3600 mm long 1" BSP ends
001029	$\frac{3}{4}$ " BSP x 3900 mm long 1" BSP ends
001034	$\frac{3}{4}$ " BSP x 4400 mm long 1" BSP ends
022731	$\frac{3}{4}$ " BSP x 550 mm long
025555	$\frac{3}{4}$ " BSP x 600 mm long
023649	$\frac{3}{4}$ " BSP x 600 mm long, straight x 90°



When ordering replacement parts, always give the machine's Serial Number and specify Part Number, Quantity & Description



**Table 2: HOSE LIST BY DESCRIPTION**

<b>PART NUMBER</b>	<b>DESCRIPTION</b>
002094	3/4" BSP x 620 mm long, straight x 90° elbow
023647	3/4" BSP x 730 mm long, straight x 90°
002095	3/4" BSP x 760 mm long, straight x 90° elbow
022700	3/4" SAE BSP x 1000 mm long
022722	3/4" SAE BSP x 600 mm long
013097	3/4" x 1900 mm long 1" BSP ends
013098	3/4" x 205 mm long 1" BSP ends
013131	3/4" x 2460 mm long 1" BSP ends
014099	3/4" x 2700 mm long 1" BSP ends
014097	3/4" x 2800 mm long 1" BSP ends
012586	3/4" x 3500 mm long 1" BSP ends
013219	3/4" x 790 mm long 1" BSP ends
011320	3/4" x 890 mm long 1" BSP ends
013027	3/4" x 950 mm long 1" BSP ends
011732	1" BSP x 3900 mm long, straight x 45° elbow
022762	51mm bore, cuffed ends (Unidrive oil tank - manifold)
001060	6 mm x 1020 mm long, straight x 90° elbow 1/4" BSP
001059	6 mm x 1100 mm long, straight x 90° elbow 1/4" BSP

When ordering replacement parts, always give the machine's Serial Number and specify Part Number, Quantity & Description





**THIS PAGE LEFT INTENTIONALLY BLANK**

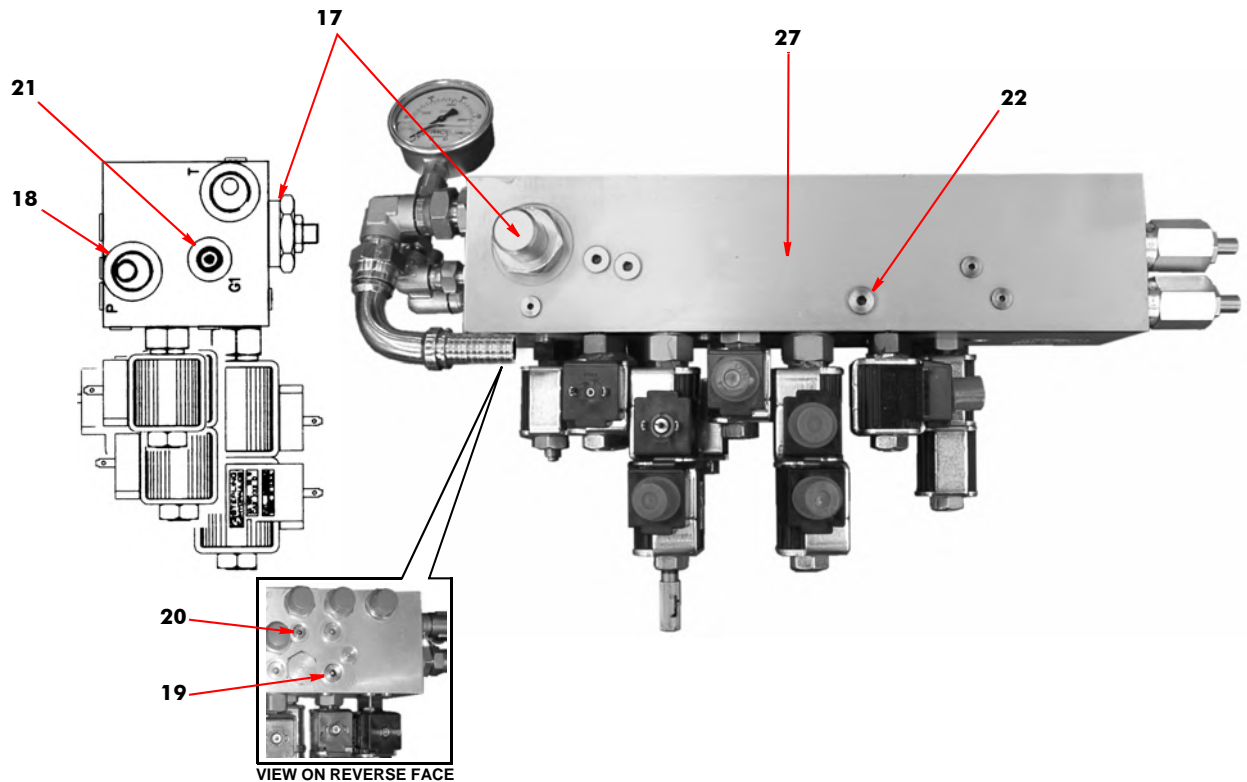

**F**

When ordering replacement parts, always give the machine's Serial Number and specify Part Number, Quantity & Description



<i>Item</i>	<i>Part Number</i>	<i>Quantity</i>	<i>Description</i>
	<b>028400</b>	<b>1</b>	<b>MAIN CONTROL VALVE BLOCK</b>
1	014662	1	. Valve, check, D02B2-2.1N
NI	020017	1	. . Pilot piston
2	004186	1	. Valve, solenoid GSO 45100N . . <b>Brush Master: Inner = Brush Lift - Outer = Brushes work</b>
3	021748	2	. . Coil, CAP024D
4	021743	1	. Valve, solenoid GSO 25300N . . <b>Rear door: Inner = Close door - Outer = Open door</b>
5	020009	2	. . Coil, CCS024D
6	024818	2	. Valve, sequence, B04D3HZ1-150N . . <b>Rear door sequence valve: Top = Close Door - Bottom = Open door</b>
7	021744	1	. Valve, solenoid GSO 42100N . . <b>Not Used (H-P water pump option for single gear pump only)</b>
8	021748	1	. . Coil, CAP024D
9	025886	1	. Valve, solenoid GSO 24000N . . <b>Widesweep swivel</b>
10	020009	1	. . Coil, CCS024D
11	020001	2	. Valve, solenoid GSO 20600N . . <b>Brushes: LH Brush Drop - RH Brush Drop</b>
12	020009	1	. . Coil, CCS024D
13	014687	1	. Valve, solenoid (see alternative item below) GSO 21100N
NI	028707	1	. . O-Ring
13	004188	1	. Valve, Sol. (only blocks with manually detented spools) GSO 21110N
14	020009	1	. . Coil, CCS024D
15	020008	1	. Valve, solenoid GSO 26100N . . <b>Brush Speed: Inner = Fast - Outer = Medium</b>
16	028709	1	. . Coil with fly lead
17	030909	1	. Valve, relief, ventable, tamper proof
NI	024486	1	. . Seal kit (relief valve 021741)
18	025887	1	. Plug, orifice, M10 x Ø 3.5 mm (20 litres/min)
19	021750	1	. Plug, orifice, M8 x Ø 3.0 mm (10 litres/min)
20	021751	1	. Plug, orifice, M8 x Ø 2.0 mm (5 litres/min)
21	025888	1	. Plug, orifice, M10 x Ø 0.8 mm
22	025889	1	. Plug, orifice, M10 x Ø 1.0 mm
23	020005	1	. Valve, solenoid (See Alternative Item Below) GSO 45300N
23	004189	1	. Valve, sol. (only blocks with manually detented spools) GSO 45320N . . <b>Hopper: Inner = Raise hopper - Outer = Lower hopper</b>
24	021748	2	. . . Coil, CAP024D
25	002104	1	. Gauge, pressure 0-250 Bar
26	011172	1	. . Elbow
27	028400	1	Valve block, tamper proof
28	004203	As Req	Standard Hirschman - <b>004209</b> Hirschman LED plug and lead 5 m

When ordering replacement parts, always give the machine's Serial Number and specify Part Number, Quantity & Description



**MAIN CONTROL VALVE BLOCK**

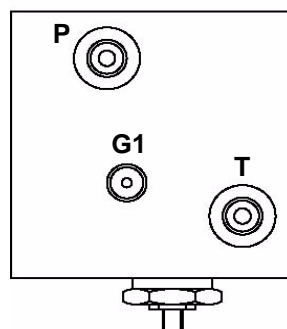
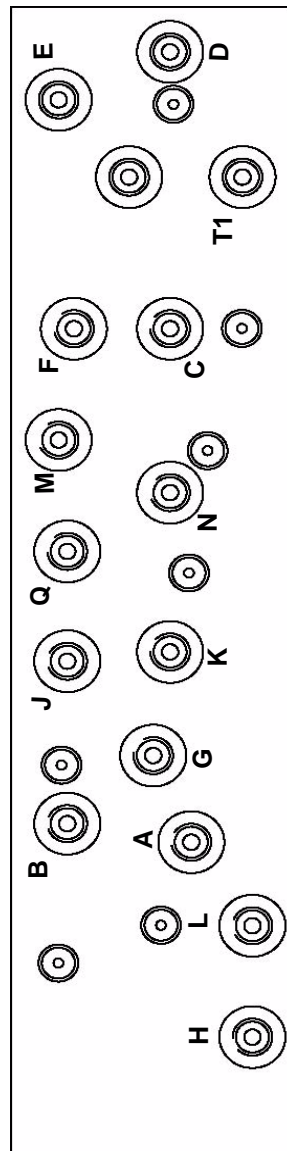
When ordering replacement parts, always give the machine's Serial Number and specify Part Number, Quantity & Description





<b>Item</b>	<b>Part No</b>	<b>Quantity</b>	<b>Description</b>
	<b>028400</b>	<b>1</b>	<b>MAIN CONTROL VALVE BLOCK</b>
A	011159	1	. Adaptor, $\frac{3}{8}$ " x $\frac{3}{8}$ " BSP
A	011153	1	. . Seal, Dowty, $\frac{3}{8}$ "
B	011159	1	. Adaptor, $\frac{3}{8}$ " x $\frac{3}{8}$ " BSP
B	011153	1	. . Seal, Dowty, $\frac{3}{8}$ "
C	011159	1	. Adaptor, $\frac{3}{8}$ " x $\frac{3}{8}$ " BSP
C	011153	1	. . Seal, Dowty, $\frac{3}{8}$ "
D	011159	1	. Adaptor, $\frac{3}{8}$ " x $\frac{3}{8}$ " BSP
D	011153	1	. . Seal, Dowty, $\frac{3}{8}$ "
E	011159	1	. Adaptor, $\frac{3}{8}$ " x $\frac{3}{8}$ " BSP
E	011153	1	. . Seal, Dowty, $\frac{3}{8}$ "
F	011159	1	. Adaptor, $\frac{3}{8}$ " x $\frac{3}{8}$ "
F	011153	1	. . Seal, Dowty, $\frac{3}{8}$ "
G	011243	1	. Plug, $\frac{3}{8}$ " BSP
G	011159	1	. Adaptor, $\frac{3}{8}$ " x $\frac{3}{8}$ " BSP (single block option)
G	011153	1	. . Seal, Dowty, $\frac{3}{8}$ "
G1	0	1	. Adaptor, $\frac{1}{4}$ " x $\frac{1}{4}$ " BSP
G1	011152	1	. . seal, Dowty, $\frac{1}{4}$ "
G2	025160	1	. Stud, $\frac{1}{4}$ " BSP x 6 mm pipe
G2	011152	1	. . Seal, Dowty $\frac{1}{4}$ "
H	011159	1	. Adaptor, $\frac{3}{8}$ " x $\frac{3}{8}$ " BSP
H	011153	1	. . Seal, Dowty, $\frac{3}{8}$ "
J	011199	1	. Adaptor, $\frac{3}{8}$ " x $\frac{1}{4}$ " BSP
J	011241	1	. Plug, $\frac{1}{4}$ " BSP (single side-brush)
J	011153	1	. . Seal, Dowty, $\frac{3}{8}$ "
K	011199	1	. Adaptor, $\frac{3}{8}$ " x $\frac{1}{4}$ " BSP
K	011241	1	. Plug, $\frac{3}{8}$ " BSP
K	011153	1	. . Seal, Dowty, $\frac{3}{8}$ "
L		1	. Plug
M	025160	1	. Stud, $\frac{3}{8}$ " BSP x 6 mm pipe
M	011153	1	. . Seal, Dowty, $\frac{3}{8}$ "
N	025160	1	. Stud, $\frac{3}{8}$ " BSP x 6 mm pipe
N	011153	1	. . Seal, Dowty, $\frac{3}{8}$ "
P	011199	1	. Adaptor, $\frac{3}{8}$ " x $\frac{1}{4}$ " BSP
P	011153	1	. . Seal, Dowty $\frac{3}{8}$ "
Q	011159	1	. Adaptor, $\frac{3}{8}$ " x $\frac{3}{8}$ " BSP
Q	020903	1	. Stud, $\frac{3}{8}$ " BSP x 12 mm pipe (single block option)
Q	011153	1	. . Seal, Dowty $\frac{3}{8}$ "
T	011199	1	. Adaptor, $\frac{3}{8}$ " x $\frac{1}{4}$ " BSP
T	011153	1	. . Seal, Dowty $\frac{3}{8}$ "
T1	011243	1	. Plug, $\frac{1}{2}$ " BSP
T1	011167	1	. Adaptor, $\frac{1}{2}$ " x $\frac{3}{8}$ " BSP
T1	011154	1	. . Seal, Dowty $\frac{1}{2}$ "

When ordering replacement parts, always give the machine's Serial Number and specify Part Number, Quantity & Description



**MAIN CONTROL VALVE BLOCK FITTINGS**

When ordering replacement parts, always give the machine's Serial Number and specify Part Number, Quantity & Description

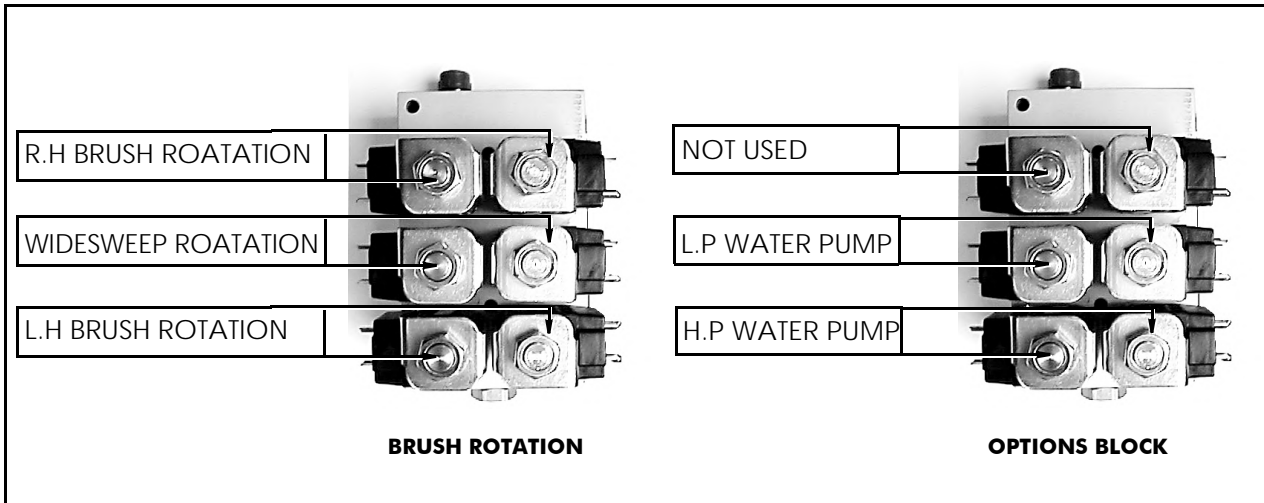
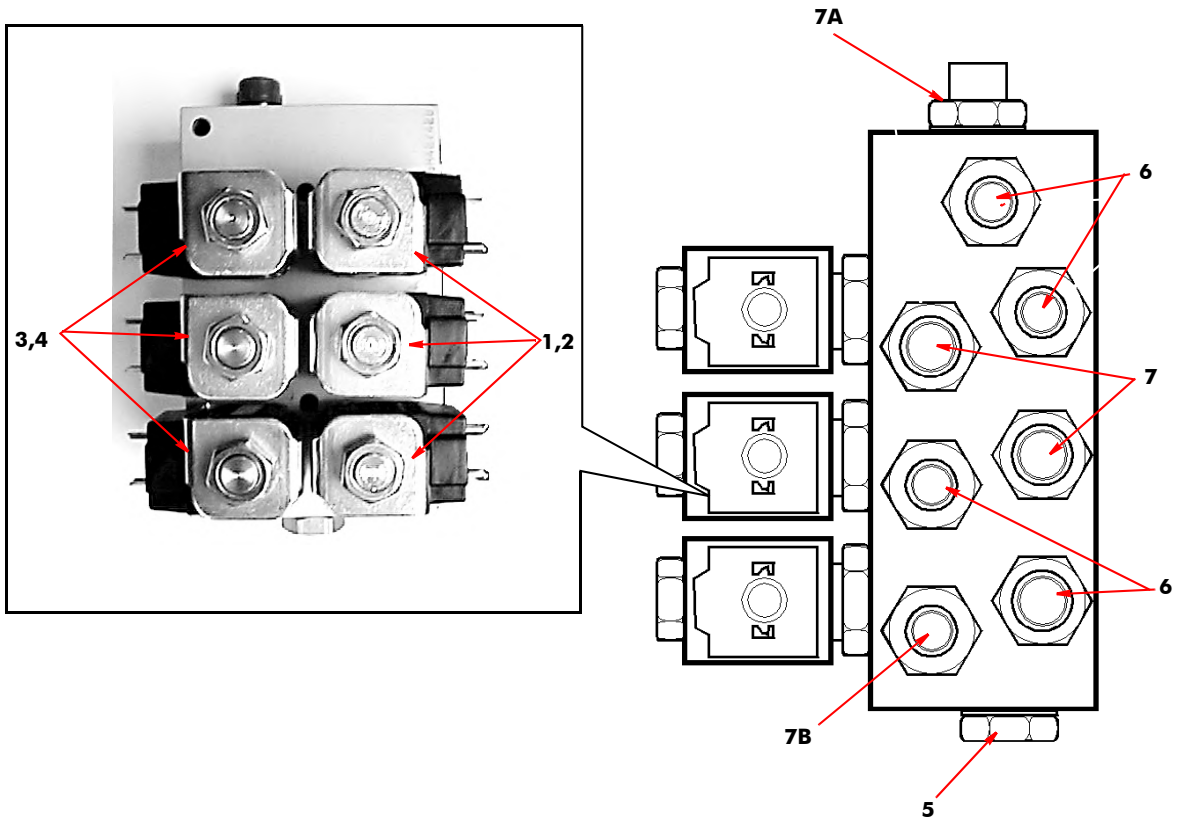




<i>Item</i>	<i>Part Number</i>	<i>Quantity</i>	<i>Description</i>
	<b>024786</b>	<b>1</b>	<b>VALVE BLOCK ASSEMBLY - BRUSH CONTROL &amp; OPTIONS</b>
1	025890	3	. . Valve, solenoid, N/C GSO 40200N
2	021754	1	. . . Coil
3	025891	3	. . Valve, solenoid, N/O GSO 41300N
4	021754	6	. . . Coil
5	011242	1	. . Plug, $\frac{3}{8}$ " BSP
6	020903	4	. . Stud, $\frac{3}{8}$ " BSP x 12 mm Pipe
NI	011153	4	. . . Seal, Dowty $\frac{3}{8}$ "
7	011159	4	. . Adaptor, $\frac{3}{8}$ " x $\frac{3}{8}$ " BSP, M/M
7A	011159	1	. . Adaptor, $\frac{3}{8}$ " x $\frac{3}{8}$ " BSP M/M
7A	011167	1	. . Adaptor, $\frac{3}{8}$ " x $\frac{1}{2}$ " BSP, M/M (option block)
7B	011159	1	. . Adaptor, $\frac{3}{8}$ " x $\frac{3}{8}$ " BSP, M/M
7B	020903	1	. . Stud, $\frac{3}{8}$ " x 12mm pipe (no option block)
NI	004203*	As Req	Standard Hurschman <b>004209</b> Hurschman LED plug and lead 5 m

\* **NOTE:** see Item 28 Page F9 for Reference Picture

When ordering replacement parts, always give the machine's Serial Number and specify Part Number, Quantity & Description



**VALVE BLOCK ASSEMBLY -  
BRUSH CONTROL AND OPTIONS BLOCK**

When ordering replacement parts, always give the machine's Serial Number and specify Part Number, Quantity & Description


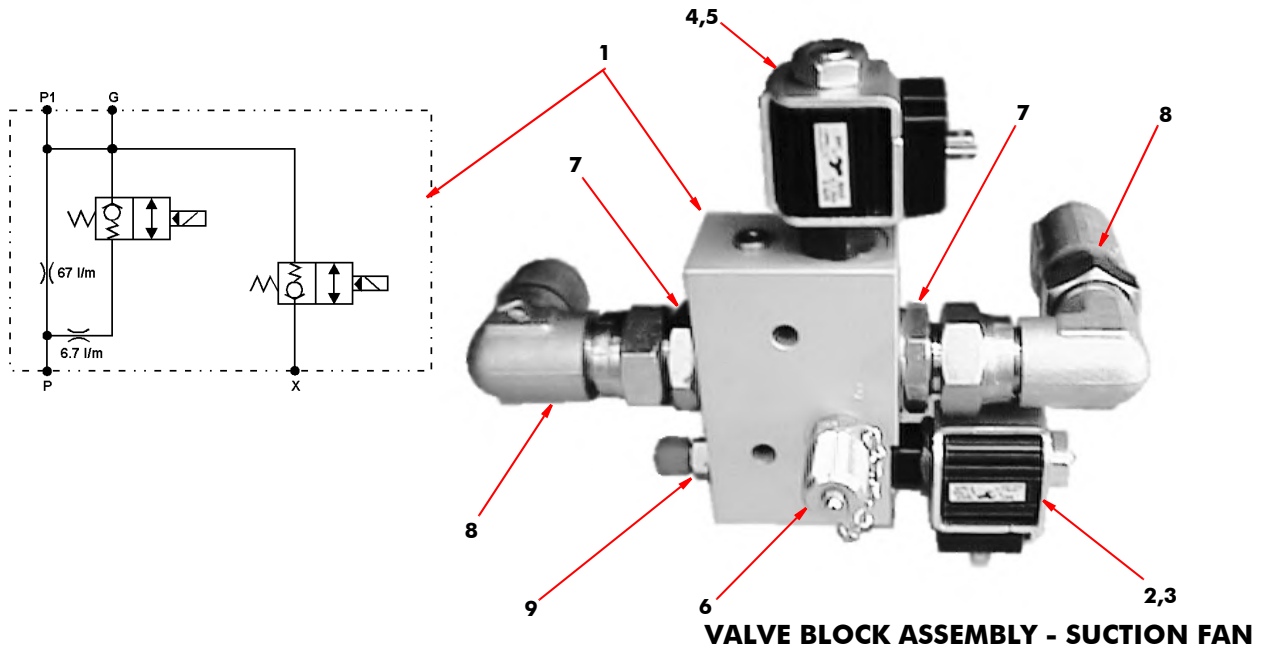


<i>Item</i>	<i>Part Number</i>	<i>Quantity</i>	<i>Description</i>
	<b>022738</b>	<b>1</b>	<b>VALVE BLOCK ASSEMBLY - SUCTION FAN</b>
1	022589	1	. Valve block assembly
2	020019	1	. . Valve spool, solenoid fan ON / OFF) GSO 20500N
3	020009	1	. . . Coil, 24 Volt
4	020019	1	. . Valve spool, solenoid (fan boost)
5	020009	1	. . . Coil, 24 Volt
6	013036	1	. Coupling, pressure-test point, 1/4" BSP
7	011161	2	. Adaptor, 3/4" BSP x 3/4" BSP
NI	011155	1	. . Seal, Dowty 3/4"
8	011174	1	. . Elbow, swivel, 3/4" BSP, M/F
9	011158	1	. Adaptor, 1/4" BSP x 1/4" BSP

<i>Item</i>	<i>Part Number</i>	<i>Quantity</i>	<i>Description</i>
			<b>VALVE BLOCK ASSEMBLY - SUCTION FAN &amp; OVERHEAD BOOM</b>
1	033265	1	. Valve block
2	020019	1	. . Valve spool, solenoid (fan ON / OFF) GSO 20500N
3	020009	1	. . . Coil, 24 Volt
4	020019	2	. . Valve spool, solenoid (fan boost)
5	020009	2	. . . Coil, 24 Volt
6	013036	1	. Coupling, pressure-test point, 1/4" BSP
7	011161	2	. Adaptor, 3/4" BSP x 3/4" BSP
NI	011155	1	. . Seal, Dowty, 3/4"
8	011174	1	. . Elbow, swivel, 3/4" BSP, M x F
9	011158	1	. Adaptor, 1/4" BSP x 1/4" BSP

When ordering replacement parts, always give the machine's Serial Number and specify Part Number, Quantity & Description





When ordering replacement parts, always give the machine's Serial Number and specify Part Number, Quantity & Description



**THIS PAGE INTENTIONALLY LEFT BLANK**

When ordering replacement parts, always give the machine's Serial Number and specify Part Number, Quantity & Description

# ILLUSTRATED PARTS CATALOGUE

## SCARAB TRUCK-MOUNTED SWEEPERS - CANbus 2 MODELS

# SECTION G PNEUMATIC EQUIPMENT

## Table of Contents

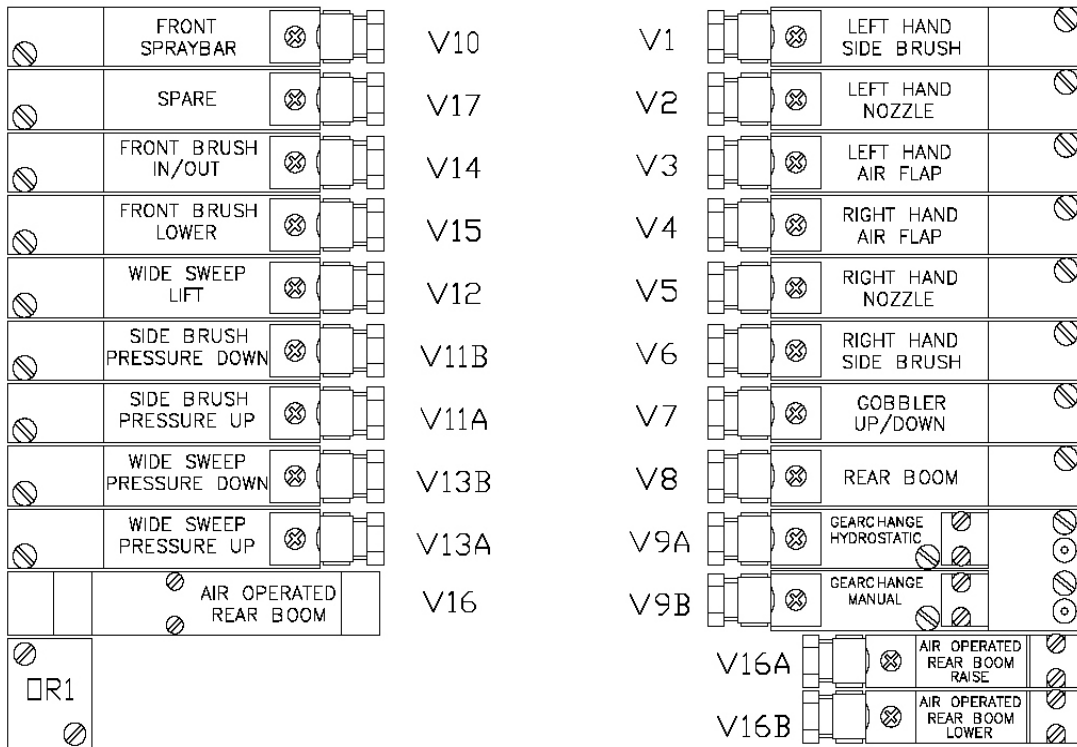
### **Assembly/Description**

PNEUMATIC ARRANGEMENT (Cotswold Pneumatics)	
Control Box Assembly Hinged	1
Port Identification & Valve Reference Chart	3
Pneumatic Filter/Lubricator	5
Brush Pressure Regulator Valve - Side brush/Widesweep *	5
PNEUMATIC CYLINDER ARRANGEMENTS	
Side Brush - Pressure *	7
Suction Nozzle - Lift	7
Gear change (Hydrostatic or Reduction Gearbox Only)	7
Suction Nozzle - Tilt	9
Widesweep - Raise/Lower	9
Side Brush - Swing In/Out	9
Auto-Blanking	11
Rear Wander Boom - Raise/Lower *	11
Rear Wander Boom - Blanking Plate *	11
Rear Door Blanking Plates (Magnum Plus) *	13
Automatic Hopper Prop *	13
Auxiliary Side Brush - Extend/Retract *	13
Auxiliary Side Brush - Swing In/Out *	15
Front Spray Bar - Raise Lower *	15
Overhead Boom Pressure Switch	15
PNEUMATIC ARRANGEMENT (Davis Pneumatics)	
Control Box Assembly	17
Port Identification & Valve Reference Chart	19
CIRCUIT DIAGRAM	
Pneumatic Circuit	21

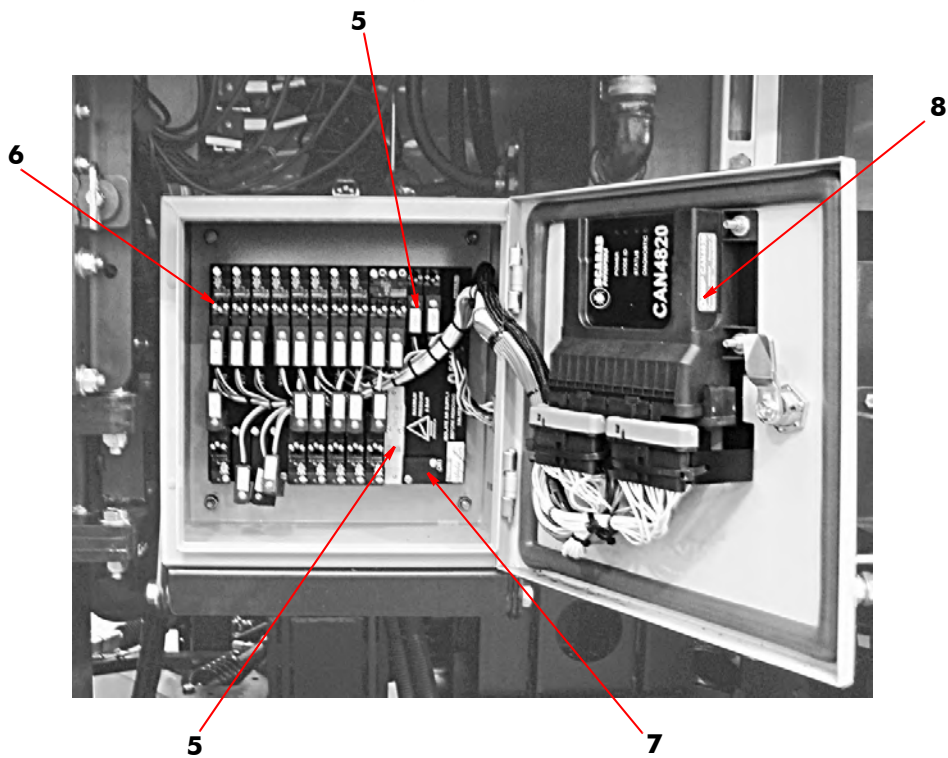
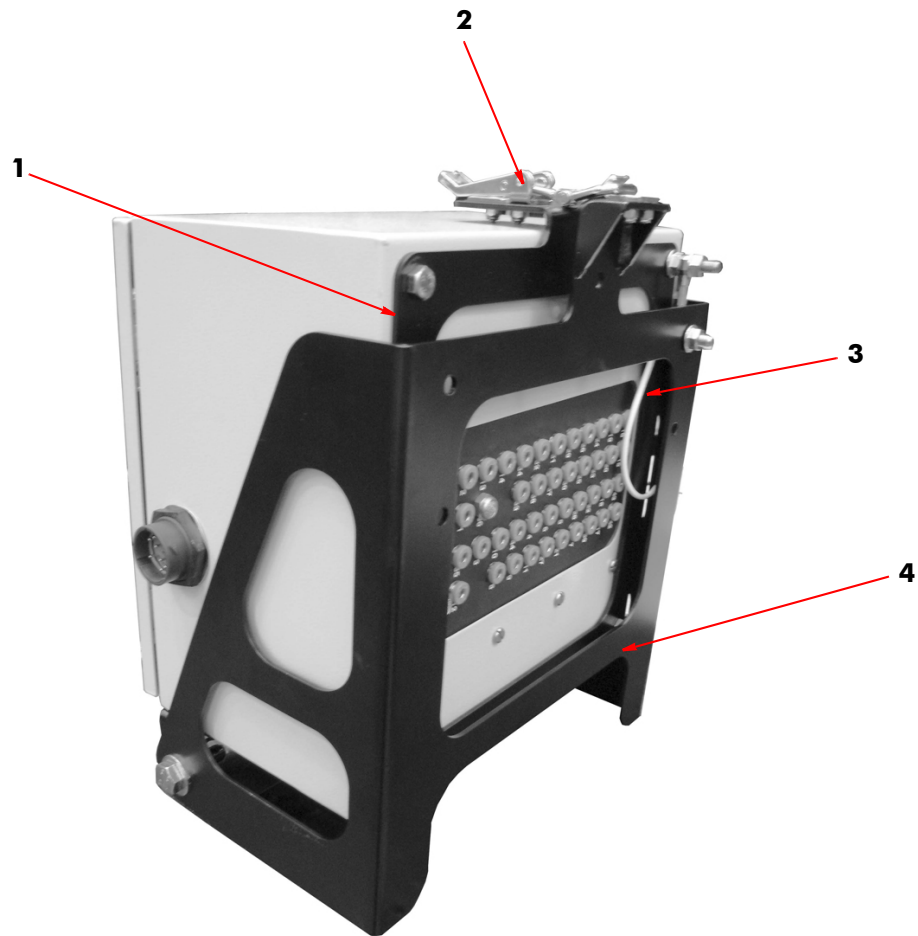
\* Optional Equipment Fit



Item	Part Number	Quantity	Description
<b>COTSWOLD PNEUMATIC CONTROL BOX (HINGED)</b>			
1	034113	1	Support bracket, pneumatic control box
	011011	3	. Setscrew, hex hd, M8 x 25 mm long
	011013	1	. Setscrew, hex hd, M8 x 35 mm long
	011073	4	. Nut, hex, Nyloc, M8
2	010509	1	. Latch
	021841	1	. . Hook, latch
	000161	6	. . Screw, csk hd, 2BA x 1/2" Long
	011078	6	. . Nut, 2BA
3	020711	1	. Leash
4	034114	1	. Hinge bracket
	011052	2	. Setscrew, hex hd, M12 x 30 mm long
	011096	2	. Washer, M12
	011077	2	. Nut, hex, Nyloc, M12
5	035675	As Req	. Valve, 5/3 Pilot/Pilot (inc. solenoid - rear boom OPTION)
6	035673	As Req	. Valve (inc. solenoid - standard)
7	032710	1	. Valve, OR-gate (widesweep Up/Down pressure) OPTION
NI	035653	As Req	. Blanking plate for Valve 035673
NI	035671	1	. Blanking plate for Valve 035675
NI	035672	1	. Blanking plate for Valve 032710
8	032539	1	. NODE ..... Page H2



When ordering replacement parts, always give the machine's Serial Number and specify Part Number, Quantity & Description



**COTSWOLD PNEUMATICS CONTROL BOX**

When ordering replacement parts, always give the machine's Serial Number and specify Part Number, Quantity & Description



**Table 1: Port Identification & Valve Reference Chart**

<b>PORT</b>	<b>FUNCTION</b>	<b>VALVE REF</b>	<b>DEVICE POSITION</b>	<b>CYLINDER POSITION</b>
1	Main feed to P3. Widesweep pressure UP/DN	V13A V13B	N/A	N/A
2	Widesweep pressure UP	V13A	LIFT	RETRACT
2	Widesweep LIFT	V12	LIFT	RETRACT
3	Widesweep pressure DOWN	V13B	DOWN	EXTEND
4	Regulated feed from P3. - Widesweep pressure UP/DOWN	V13A V13B	N/A	N/A
5	Right-hand side brush pressure DOWN	V11B	DOWN	EXTEND
6	Right-hand side brush pressure UP	V11A	UP	RETRACT
7	Main feed to P4. - Front brush pressure DOWN	V15	DROP	EXTEND
8	Rear boom LOWER	V16 V16B	LIFT	RETRACT
9	Rear boom RAISE	V16 V16A	DOWN	EXTEND
10	Reg. feed from P4. Front brush pressure DOWN	N/A	N/A	N/A
11	Reg. feed from P2. Side brush pressure UP/DOWN	V11A V11B	N/A	N/A
12	Main feed to P2. Side brush pressure UP/DOWN	V11A V11B	N/A	N/A
13	Gear change hydrostatic	V9B	HYDRO	EXTEND
14	Gear change manual	V9A	MANUAL	RETRACT
15	Front spray bar DOWN	V10	DOWN	EXTEND
16	Front spray bar UP	V10	UP	RETRACT
17	Front brush OUT	V14	OUT	EXTEND
18	front brush IN	V14	IN	RETRACT
19	Left-hand side brush OUT	V1	OUT	RETRACT
20	Left-hand side brush IN	V1	IN	EXTEND
21	V11BLeft-hand side brush pressure DOWN	V11B	DOWN	EXTEND
22	Left-hand nozzle LIFT	V2	LIFT	RETRACT
23	Left-hand air flap OPEN	V3	OPEN	EXTEND
24	Left-hand air flap CLOSED	V3	CLOSE	RETRACT
25	Right-hand air flap OPEN	V4	OPEN	EXTEND

When ordering replacement parts, always give the machine's Serial Number and specify Part Number, Quantity & Description

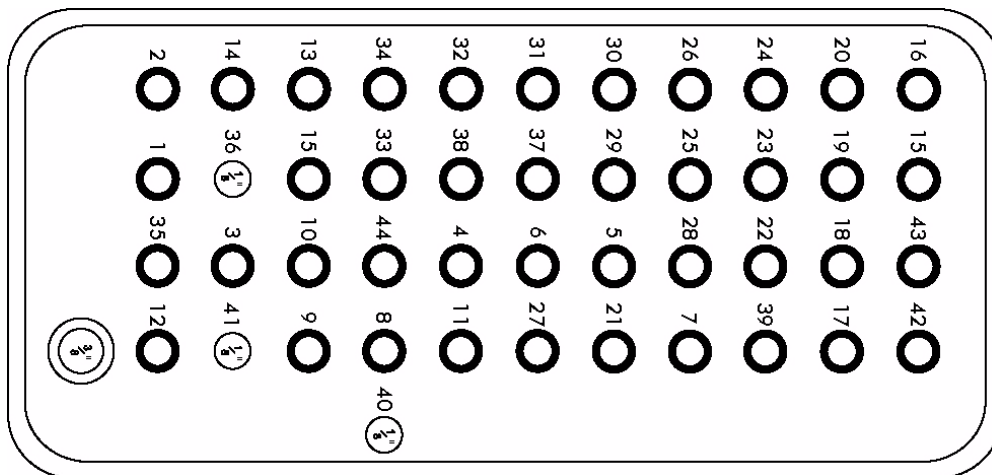


Table 1: Port Identification & Valve Reference Chart

PORT	FUNCTION	VALVE REF	DEVICE POSITION	CYLINDER POSITION
26	Right-hand air flap CLOSED	V4	CLOSE	RETRACT
27	Left-hand side brush pressure UP	V11A	UP	RETRACT
28	Right-hand nozzle LIFT	V5	LIFT	RETRACT
29	Right-hand side brush OUT	V6	OUT	RETRACT
30	Right-hand side brush IN	V6	IN	EXTEND
31	Left-hand suction box UP	V7	UP	EXTEND
32	Left-hand suction box DOWN	V7	DOWN	RETRACT
33	Rear boom flap OPEN	V8	OPEN	RETRACT
34	Rear boom flap CLOSED	V8	CLOSE	EXTEND
35	Mains in (BLACK AIR PIPE)		N/A	N/A
36	Breather		N/A	N/A
37	Right-hand suction box UP	V7	UP	EXTEND
38	Right-hand suction box DOWN	V7	DOWN	RETRACT
39	Front brush LIFT	V15	LIFT	RETRACT
40	Left-hand side brush out, relief valve	N/A	N/A	N/A
41	Right-hand side brush out, relief valve	N/A	N/A	N/A
42	Spare	V17	N/A	N/A
43	Spare	V17	N/A	N/A
44	Reg. feed from P4. Front brush press. DOWN	N/A	DOWN	EXTEND



**BULKHEAD CONNECTORS - PNEUMATICS CONTROL BOX**



When ordering replacement parts, always give the machine's Serial Number and specify Part Number, Quantity & Description




<i>Item</i>	<i>Part Number</i>	<i>Quantity</i>	<i>Description</i>
<b>PNEUMATIC FILTER/LUBRICATOR</b>			
1	032519	1	Pneumatic filter/regulator/lubricator
2	023203	1	. Elbow, push-in, 6 mm x $\frac{1}{4}$ " BSP
NI	005046	50 ml	Lubrication fluid

<i>Item</i>	<i>Part Number</i>	<i>Quantity</i>	<i>Description</i>
<b>OPTIONAL BRUSH-PRESSURE REGULATOR VALVE - SIDEBRUSH/WIDESWEEP</b>			
1	023242	1	Valve, pressure regulator - side brush
2	023246	1	. Gauge 0 - 10 bar, $\frac{1}{4}$ " BSP
1	023242	1	Valve, pressure regulator - widesweep brush
2	023246	1	. Gauge 0 - 10 bar, $\frac{1}{4}$ " BSP
3	023245	1	. Bracket
4	006007	4	. Elbow, push-in, 6 mm to $\frac{1}{8}$ " BSP
5	020735	1	. Connector, straight, $\frac{1}{8}$ " BSP

When ordering replacement parts, always give the machine's Serial Number and specify Part Number, Quantity & Description





**PNEUMATIC FILTER/LUBRICATOR**



1,2,3,4,5



**WIDESWEEP PRESSURE REGULATOR VALVE**

1

2



**SIDEBRUSH PRESSURE REGULATOR VALVE**

When ordering replacement parts, always give the machine's Serial Number and specify Part Number, Quantity & Description



<i>Item</i>	<i>Part Number</i>	<i>Quantity</i>	<i>Description</i>
	<b>022587</b>		<b>CYLINDER ASSEMBLY, SIDE BRUSH PRESSURE OPTION</b>
1	020298	1	Pneumatic cylinder 50 x 160
NI	024990	1	. Seal kit, pneumatic cylinder (Norgren ram)
2	020299	1	. Clevis
3	022673	1	. . Retaining pin, clevis
4	022674	1	. . Clip, clevis retaining pin
5	020534	1	. Pivot bracket
	011010	4	. . . Bolt, hex hd, M8 x 20 mm long
	011093	4	. . . Washer, 8 mm
6	023110	1	. Bellows 50 mm Dia
7	023123	1	. Retaining pin
	011135	2	. . Washer, M16
	011122	2	. . Split pin, $\frac{3}{16}$ " x $1\frac{1}{2}$ " long

<i>Item</i>	<i>Part Number</i>	<i>Quantity</i>	<i>Description</i>
			<b>CYLINDER ASSEMBLY, SUCTION NOZZLE - RAISE/LOWER</b>
1	030772	2	Pneumatic cylinder 50 x 200
NI		1	. Seal kit, pneumatic cylinder
2	023111	1	. Bellows 50 mm Dia
3	032293	1	. . Ring nut
4	021158	1	. Regulator, flow
5	030772	1	. Pivot bracket
6	000003	4	. . Screw, csk skt hd, M8 x 20 mm long
7	030776	1	. Pivot Block
	011057	1	. . Bolt, Hex Hd, M12 x 100 mm long
	011096	2	. . Washer, M12
	011077	2	. . Nut, M12


<i>Item</i>	<i>Part Number</i>	<i>Quantity</i>	<i>Description</i>
			<b>CYLINDER ASSEMBLY, GEARCHANGE</b>
1	020287	1	Cylinder, pneumatic, 32 x 50
NI	024998	1	. Seal kit, pneumatic cylinder
2	020295	1	. Pivot bracket
	011029	4	. . Bolt, hex hd, 6 mm x 20 mm long
	011091	4	. . Spring washer, M6
	011090	12	. . Washer, M6
3	021511	1	. Bellows
4	020291	1	. Clevis
5	023270	1	. . Retaining pin, clevis
6	023269	1	. . . Clip, retaining pin
7	033278	2	. Clamp, Balluff reed switch

**NOTE:** When ordering reed switches check adjacent gear-change cylinder pictures.  
For reed switch details refer to Section H.


When ordering replacement parts, always give the machine's Serial Number and specify Part Number, Quantity & Description




**SIDE BRUSH UP/DOWN-PRESSURE CYLINDER**



**NOZZLE-LIFT CYLINDER**



**GEARCHANGE CYLINDER**



When ordering replacement parts, always give the machine's Serial Number and specify Part Number, Quantity & Description






<i>Item</i>	<i>Part No</i>	<i>Quantity</i>	<i>Description</i>
	<b>032119</b>		<b>CYLINDER ASSEMBLY, SUCTION-NOZZLE - TILT</b>
1	023608	1	Pneumatic cylinder, 40 x 160
2	020299	1	. Clevis
NI	022674	1	. . Retaining pin, clevis
NI	022674	1	. . . Clip, clevis retaining pin
3	023111	1	. Bellows
4	023827	1	. Pivot bracket
	011010	4	. . Bolt, hex hd, M8 x 20 mm long
	011093	4	. . Washer, spring, 8 mm

<i>Item</i>	<i>Part No</i>	<i>Quantity</i>	<i>Description</i>
	<b>024540</b>		<b>CYLINDER ASSEMBLY, WIDESWEEP - RAISE/LOWER</b>
1	020602	1	Pneumatic cylinder, 40 x 125
2	014469	1	. Clevis
3	025270	1	. . Retaining pin, clevis
4	023269	1	. . . Clip, clevis retaining pin
5	023110	1	. Bellows
6	030532	1	. Pivot bracket
	011067	4	. . Bolt, hex hd, M6 x 20 mm long
	011091	4	. . Washer, spring, 6 mm

<i>Item</i>	<i>Part No</i>	<i>Quantity</i>	<i>Description</i>
			<b>CYLINDER ASSEMBLY, SIDE BRUSH - SWING IN/OUT (inc aux. side brush)</b>
1	020298	1	Pneumatic cylinder, 50 x 160
2	020298	1	. Clevis
3	022673	1	. . Retaining pin, clevis
4	022674	1	. . . Clip, clevis retaining pin
5	023111	1	. Bellows
6	020534	1	. Pivot bracket
	011010	4	. . Bolt, hex hd, M8 x 20 mm Long
	011093	4	. . Washer, spring, 8 mm


When ordering replacement parts, always give the machine's Serial Number and specify Part Number, Quantity & Description



**SUCTION-NOZZLE TILT CYLINDER**



**WIDESWEEP RAISE/LOWER CYLINDER**



**SIDE BRUSH IN/OUT CYLINDER**



When ordering replacement parts, always give the machine's Serial Number and specify Part Number, Quantity & Description



<i>Item</i>	<i>Part No</i>	<i>Quantity</i>	<i>Description</i>
	<b>026319</b>		<b>CYLINDER ASSEMBLY, AUTO BLANKING</b>
1	021467	1	Pneumatic cylinder, 40 x 200
2	014469	1	. Clevis
3	023270	1	. . Retaining pin, clevis
4	023269	1	. . Clip, clevis retaining pin
5	014457	1	. Pivot bracket
	011087	4	. . Bolt, hex hd, M6 x 25 mm long
	011090	12	. . Washer, 6 mm
	011091	4	. . Washer, spring, 6 mm
6	021158	1	. Flow regulator


<i>Item</i>	<i>Part No</i>	<i>Quantity</i>	<i>Description</i>
	<b>032685</b>		<b>CYLINDER ASSEMBLY, OPTIONAL REAR WANDER BOOM - RAISE/LOWER</b>
1	028306	1	Pneumatic cylinder, 63 x 160
2	020299	1	. Clevis
3	022673	1	. . Retaining pin, clevis
4	022674	1	. . Clip, clevis retaining pin
5	031825	1	. Bellows
6	028305	1	. Pivot bracket
	000257	4	. . Bolt, hex hd, M8 x 25 mm long
	000265	4	. . Washer, spring, 6 mm
7	021158	2	. Flow regulator

<i>Item</i>	<i>Part No</i>	<i>Quantity</i>	<i>Description</i>
	<b>026320</b>		<b>CYLINDER ASSEMBLY, OPTIONAL REAR WANDER BOOM - BLANKING</b>
1	021467	1	Pneumatic cylinder, 40 x 200
2	014469	1	. Clevis
3	023270	1	. . Retaining pin, clevis
4	023269	1	. . . Clip, clevis retaining pin
5	030532	1	. Pivot bracket
	011067	4	. . Bolt, hex hd, M6 x 20 mm long
	011091	4	. . Washer, spring, 6 mm
6	021158	1	. Flow regulator


When ordering replacement parts, always give the machine's Serial Number and specify Part Number, Quantity & Description



**AUTO BLANKING CYLINDER**



**REAR WANDER BOOM RAISE/LOWER CYLINDER**



**REAR WANDER BOOM BLANKING CYLINDER**



When ordering replacement parts, always give the machine's Serial Number and specify Part Number, Quantity & Description



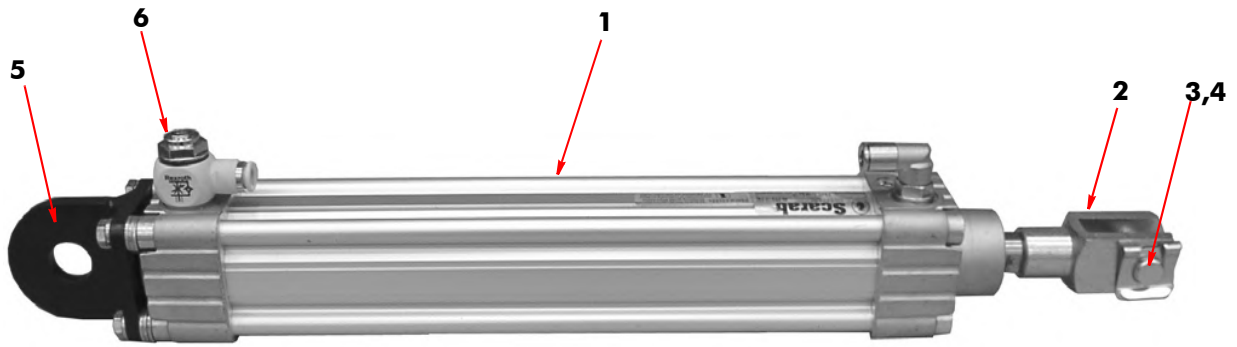
<i>Item</i>	<i>Part No</i>	<i>Quantity</i>	<i>Description</i>
<b>CYLINDER ASSEMBLY, MAGNUM PLUS REAR DOOR BLANKING OPTION</b>			
1	020602	1	Pneumatic cylinder, 40 x 125
2	014469	1	. Clevis
3	023270	1	. . Retaining pin, clevis
4	023269	1	. . . Clip, clevis retaining pin
5	014457	1	. Pivot bracket
	011067	4	. . Bolt, hex hd, M6 x 20 mm long
	011091	4	. . Washer, spring, 6 mm
6	021158	1	. Flow regulator

<i>Item</i>	<i>Part No</i>	<i>Quantity</i>	<i>Description</i>
<b>CYLINDER ASSEMBLY, AUTO HOPPER PROP OPTION</b>			
1	030156	1	Pneumatic cylinder, 40 x 250
2	014469	1	. Clevis
3	023270	1	. . Retaining pin, clevis
4	023269	1	. . . Clip, clevis retaining pin
5	023111	1	. Bellows
6	030100	1	. Pivot bracket
	011067	4	. . Bolt, hex hd, M6 x 20 mm long
	011091	4	. . Washer, spring, 6 mm
NI	022673	1	. . Pin, turned, clevis retaining
NI	022674	1	. . . Safety clip
7	021158	2	. Flow regulator


<i>Item</i>	<i>Part No</i>	<i>Quantity</i>	<i>Description</i>
<b>CYLINDER ASSEMBLY, AUXILIARY SIDE BRUSH OPTION - EXTEND/RETRACT</b>			
1	026396	1	Pneumatic Cylinder, 63 x 320
2	030859	1	. Pivot bracket
	011010	4	. . Bolt, Hex Hd, M8 x 20 mm long
	011093	4	. . Spring Washer, 8 mm

When ordering replacement parts, always give the machine's Serial Number and specify Part Number, Quantity & Description






**REAR DOOR AUTO BLANKING CYLINDER ASSEMBLY**



**AUTO HOPPER PROP, CYLINDER**



**AUXILIARY SIDE BRUSH EXTEND/RETRACT**



When ordering replacement parts, always give the machine's Serial Number and specify Part Number, Quantity & Description




<i>Item</i>	<i>Part No</i>	<i>Quantity</i>	<i>Description</i>
<b>CYLINDER ASSEMBLY, AUXILIARY SIDE BRUSH OPTION - SWING IN/OUT</b>			
1	021521	1	Pneumatic cylinder, 50 x 250
2	020299	1	. Clevis
3	022673	1	. . Retaining pin, clevis
4	022674	1	. . . Clip, clevis retaining pin
5	023111	1	. Bellows
6	030860	1	. Pivot bracket
	000257	4	. . Bolt, hex hd, M8 x 25 mm long
	000265	4	. . Washer, spring, 8 mm


<i>Item</i>	<i>Part No</i>	<i>Quantity</i>	<i>Description</i>
<b>CYLINDER ASSEMBLY, FRONT SPRAY BAR - RAISE/LOWER OPTION</b>			
1	020602	1	Pneumatic cylinder, 40 x 125
2	014469	1	. Clevis
3	023270	1	. . Retaining pin, clevis
4	023269	1	. . . Clip, clevis retaining pin
5	020731	1	. Pivot bracket
	011067	4	. . Bolt, cap hd, M6 x 20 mm Long
	011091	4	. . Washer, spring, 6 mm

<i>Item</i>	<i>Part No</i>	<i>Quantity</i>	<i>Description</i>
<b>OVERHEAD BOOM AIR PRESSURE SWITCH</b>			
1	028117	1	Switch, air-pressure
NI	024550	As Req	


When ordering replacement parts, always give the machine's Serial Number and specify Part Number, Quantity & Description



**AUXILIARY SIDE BRUSH IN/OUT CYLINDER**



**FRONT SPRAY BAR RAISE/LOWER CYLINDER**



**OVERHEAD BOOM PRESSURE SWITCH**

When ordering replacement parts, always give the machine's Serial Number and specify Part Number, Quantity & Description

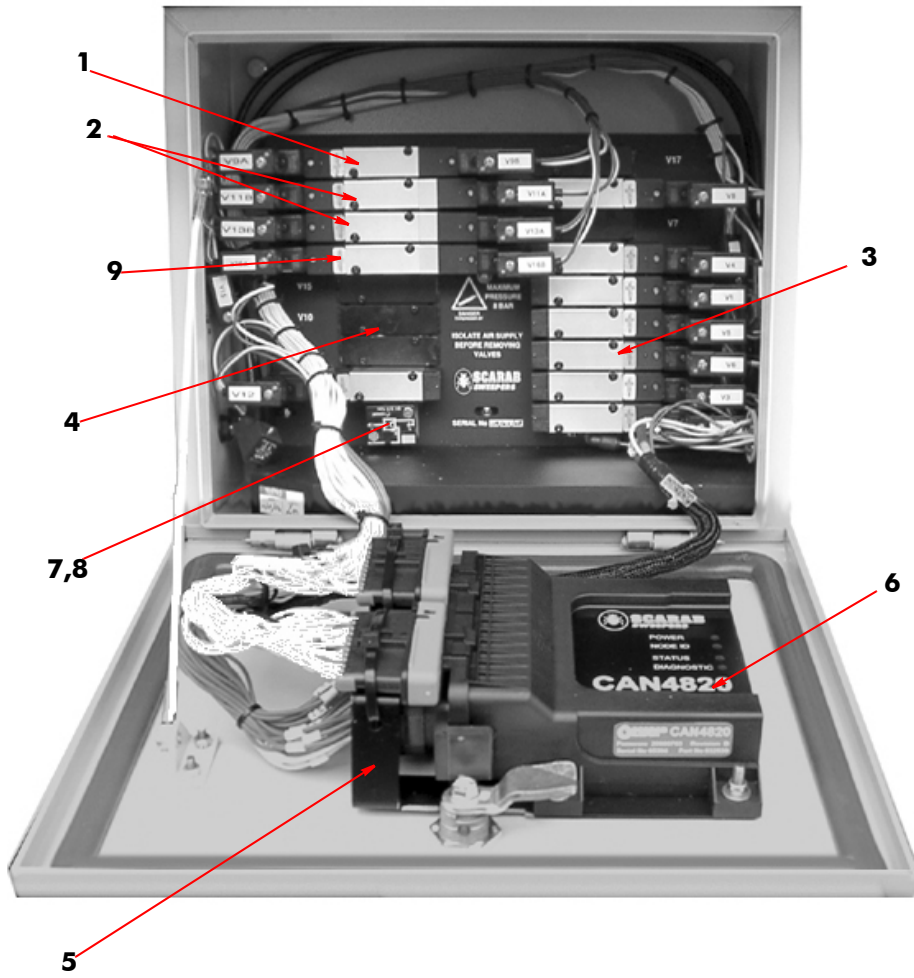


<i>Item</i>	<i>Part Number</i>	<i>Quantity</i>	<i>Description</i>
<b>DAVIS PNEUMATICS CONTROL BOX</b>			
1	032713	As req	Double solenoid
2	032715	As req	Double solenoid
3	032712	As Req	Single solenoid
4	032708	As req	. Blanking plate
5	032807	1	. Node bracket
NI	032768	1	. Gasket
6	032539	1	Node
7	032710	1	. Valve, OR-gate (Used with Widesweep Up/Down pressure)
8	032711	1	. By-pass valve
9	032714	As req	Double solenoid

**NOTE:**

The control box varies with each machine depending on specification.  
For details of electrical components please refer to Section H of this manual.

When ordering replacement parts, always give the machine's Serial Number and specify Part Number, Quantity & Description



**DAVIS PNEUMATICS CONTROL BOX**

When ordering replacement parts, always give the machine's Serial Number and specify Part Number, Quantity & Description



**Table 2: Port Identification & Valve Reference Chart**

TUBE BULKHEAD	VALVE REF	VALVE PORT REF	SCARAB DESCRIPTION	DEVICE POSITION	CYLINDER POSITION
1	V12	4	Wide Sweep Drop & Supply to Reg. P3	DROP	EXTEND
2	V12	2	Wide Sweep Lift (If Supply from P1)	LIFT	RETRACT
2	V13-A V13-B	2	Wide Sweep Lift (If Supply from P3)	LIFT	RETRACT
3	V13-A V13-B	4	Wide Sweep Pressure Down	PRESSURE DOWN	EXTEND
4	V13	1	Wide Sweep FeedBack From Reg. P3	N/A	N/A
5	V11	4	Side Brush Down Pressure	DOWN	EXTEND
6	V11	2	Side Brush Up Pressure	UP	RETRACT
7	BLANK				
8	V16-A V16-B	2	Rear Boom Lower	DOWN	RETRACT
9	V16-A V16-B	4	Rear Boom Raise	LIFT	EXTEND
10	Blank				
11	V11-A V11-B	1	Side Brush Pressure Supplied Form Reg. P2	N/A	N/A
12	V11-A V11-B	1	Side Brush Pressure Feedback From Reg. P2	N/A	N/A
12	Mains Out		Mains Pressure OutLet to Reg. P2	N/A	N/A
13	V9-A V9-B	4	Gear Change Hydrostatic	HYDRO-STATIC	EXTEND
14	V9-A V9-B	2	Gear Change Manual	MANUAL	RETRACT
15	V10	4	Front Spray Bar Down	DOWN	EXTEND
16	V10	2	Front Spray Bar Up	UP	RETRACT
17	BLANK				
18	BLANK				
19	V1	4	Left-Hand Side Brush Out (10 Bar Relief)	OUT	RETRACT
20	V1	2	Left-Hand Side Brush In	IN	EXTEND

When ordering replacement parts, always give the machine's Serial Number and specify Part Number, Quantity & Description



Table 2: Port Identification & Valve Reference Chart

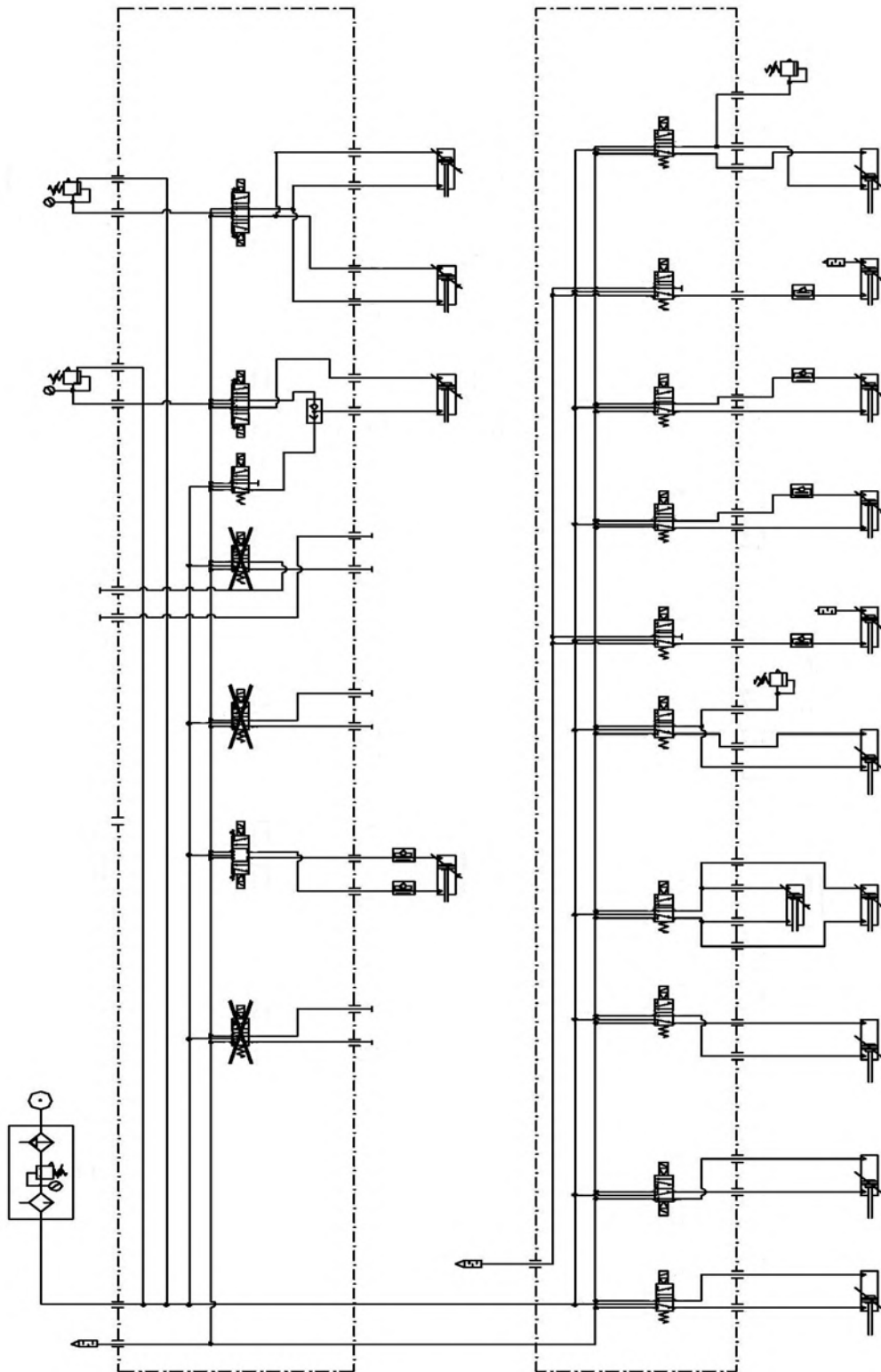
TUBE BULKHEAD	VALVE REF	VALVE PORT REF	SCARAB DESCRIPTION	DEVICE POSITION	CYLINDER POSITION
21	V2	4	Left-Hand Nozzle Lower	LOWER	EXTEND
22	V2	2	Left-hand nozzle lift	LIFT	RETRACT
23	V3	4	Left-Hand Air Flap Open	OPEN	EXTEND
24	V3	2	Left-Hand Air Flap Close	CLOSE	RETRACT
25	V4	4	Right-Hand Air Flap Open	OPEN	EXTEND
26	V4	2	Right-Hand Air Flap Close	CLOSE	RETRACT
27	V-11A V-11B	4	Left-Hand Side Brush Up	LIFT	RETRACT
28	V5	2	Right-Hand Nozzle Lift	LIFT	RETRACT
29	V6	4	Right-Hand Side Brush Out (10 Bar Relief)	OUT	RETRACT
30	V6	2	Right-Hand Side Brush In	IN	EXTEND
31	V7	4	Left-Hand Gobbler Up	UP	EXTEND
32	V7	2	Left-Hand Gobbler Down	DOWN	RETRACT
33	V8	4	Rear Boom Open	OPEN	RETRACT
34	V8	2	Rear Boom Close	CLOSE	EXTEND
35	Mains In		Air Feed From FR/L, P1		
36	BLANK				
37	V7	4	Right-Hand Gobbler Up	UP	EXTEND
38	V7	2	Right-Hand Gobbler Down	DOWN	RETRACT
39	BLANK				
40	V1	4	To 10 Bar Relief Valve for Left-Hand Side Brush Out.		
41	V6	4	To 10 Bar Relief Valve for Right-Hand Side Brush Out		



When ordering replacement parts, always give the machine's Serial Number and specify Part Number, Quantity & Description



PNEUMATIC CIRCUIT DIAGRAM



When ordering replacement parts, always give the machine's Serial Number and specify Part Number, Quantity & Description



# ILLUSTRATED PARTS CATALOGUE

SCARAB TRUCK-MOUNTED SWEEPERS - EURO 4 / CANbus 2 MODELS

---

## SECTION H ELECTRICAL EQUIPMENT

### Table of Contents

<b>Assembly/Description</b>	<b>Page</b>
WIRING LOOM ARRANGEMENTS	
Canbus Wiring Loom Arrangement . . . . .	1
Canbus Nodes . . . . .	1
ELECTRICAL COMPONENTS LIST	
List of Electrical Switches . . . . .	2
List of Electrical Fuses . . . . .	2
List of Electrical Relays . . . . .	2
List of Electrical Lamps & Beacons . . . . .	3
List of Electrical Spare Bulbs & LEDs . . . . .	3

**NOTE:**

Further information on electrical inter-connection with the hydrostatic drive, hydraulic, pneumatic and water systems is included in sections B, E, F, G & H of this manual.



<i>Part Number</i>	<i>Quantity</i>	<i>Description</i>
<b>CANBUS WIRING LOOM ARRANGEMENTS - GEARBOX</b>		
028211	1	Wiring Loom - Gear-change switcher
<b>CANBUS WIRING LOOM ARRANGEMENTS - HOPPER</b>		
028215	1	Wiring Loom - Hopper
<b>CANBUS WIRING LOOM ARRANGEMENTS - CAB</b>		
032522	1	Wiring Loom - Cab node I/Os
033282	1	Wiring Loom - Foot pedal ( <b>Daf</b> )
033281	1	Wiring Loom - Foot pedal ( <b>Iveco</b> )
034400	1	Wiring Loom - Foot pedal ( <b>Mercedes</b> )
033020	1	Wiring Loom - Foot pedal ( <b>Renault</b> )
	1	Wiring Loom - Foot pedal <b>Mercedes UniDrive</b> )
	1	Wiring Loom - Foot pedal ( <b>SCania</b> )
033345	1	Wiring Loom - Foot pedal ( <b>MAN SMALL CHASSIS</b> )
036282	1	Wiring Loom - Foot pedal ( <b>MAN LARGE CHASSIS</b> )
035656	1	Wiring Loom - Foot pedal ( <b>DAF 75</b> )
028196	1	Wiring Loom - Road speed ( <b>All Models</b> )
028197	1	Wiring Loom - Engine speed
028198	1	Wiring Loom - Hand brake pneumatic switch
028199	1	Wiring Loom - LH/RH clutch switch
032490	1	Wiring Loom - Control panel
032491	1	Wiring Loom - Auxiliary control panel (door pod)
030461	1	Wiring Loom - Auxiliary control panel (dual steer only)
028214	1	Wiring Loom - Rear lights ( <b>All Models</b> )

<i>Part Number</i>	<i>Quantity</i>	<i>Description</i>
<b>CANBUS WIRING LOOM ARRANGEMENTS - SUBFRAME</b>		
032525	1	Wiring Loom - Node A, Hydraulics
032526	1	Wiring Loom - Node B, Hydraulics Options
032527	1	Wiring Loom - Node C, Water +
032528	1	Wiring Loom - Node D, Auxiliary I/O'
028209	1	Wiring Loom - Remote hopper/door control
032530	1	Wiring Loom - Battery + Can
032532	1	Wiring Loom - Teal wash basin
032533	1	Wiring Loom - Rear boom
032534	1	Wiring Loom - Auto hopper prop
028211	1	Wiring Loom - Gear-change with reed switch
033277	1	Wiring Loom - Gear-change with Balluff reed switches
033215	1	Wiring Loom - Third-speed fan coil
033203	1	Wiring Loom - Air-pressure switch

<i>Part Number</i>	<i>Quantity</i>	<i>Description</i>
<b>CANBUS NODES AND COVERS</b>		
032539	As Req	*Node
032428	1	*Node (Cab)
032741	1	. Node cover (Oil Cooler)
032742	1	. Node Cover End Plate (Oil Cooler)
032612	As Req	. Node Cover (Subframe Area)

**NOTE:**

\* When installing a replacement node a 'Panel to Node' download is required. Please contact our service department for details.

When ordering replacement parts, always give the machine's Serial Number and specify Part Number, Quantity & Description



<b>Part Number</b>	<b>Description</b>
	<b>LIST OF ELECTRICAL SWITCHES</b>
025440	Remote switch box, ( <b>External Hopper and Door Switch</b> )
021169	Clamp for Zeta reed switch ( <b>021168</b> )
021691	Pressure switch 1/8" BSP
030529	Pressure switch 220 bar ( <b>Hydro braking</b> )
021804	Float switch ( <b>Low level water switch</b> )
021864	Proximity switch ( <b>Magnetic</b> )
021865	Proximity switch ( <b>Actuator</b> )
025622	Proximity switch N/C, ( <b>Mercedes</b> )
023515	Temp switch N/O, 3/8BSP 90 degree ( <b>Oil Temp Alarm switch</b> )
023539	Selector switch ( <b>Wander boom Shutter</b> )
024039	Level gauge, with switch ( <b>Oil tank</b> )
024064	Micro switch ( <b>Wobble Stick</b> )
032627	Hopper-raised sensor
025657	Switch, push-button, red ( <b>Greaser Switch</b> )
026048	Reed switch ( <b>Gear Change</b> )
033279	Balluff reed switch ( <b>Gear Change</b> )
025184	Speed sensor ( <b>Hopper Suction Fan</b> )

<b>Part Number</b>	<b>Description</b>
	<b>LIST OF ELECTRICAL FUSES</b>
014286	Fuse, blade type, 5 Amp
014288	Fuse, blade type, 10 Amp
014289	Fuse, blade type, 15 Amp
014290	Fuse, blade type, 20 Amp
014291	Fuse, blade type, 25 Amp
028106	Fuse, Midi, 80 Amp
026086	Fuse holder, for Midi 80 Amp

<b>Part Number</b>	<b>Description</b>
	<b>LIST OF ELECTRICAL RELAYS</b>
014718	Relay, cross-over, 24 Volt ( <b>Beacon</b> )

**Part Number****Description****LIST OF ELECTRICAL LAMPS & BEACONS**

028591	Work light 'Hellamarine' ( <b>Chassis Mounted</b> )
030773	Marker light 'Red' ( <b>Hopper Mounted</b> )
013482	Tail light LH ( <b>Rear Nozzle System</b> )
013483	Tail light RH ( <b>Rear Nozzle system</b> )
024615	Marker light ( <b>Rear Boom</b> )
014064	Beacon 24 Volt ( <b>Standard</b> )
024174	Beacon Bar 24 Volt ( <b>Premiere Hazard Type</b> )
030563	. Motor for 024174 24 Volt beacon bar
027209	. Mounting bracket, Premiere Hazard beacon
022741	Beacon, xenon - E approved ( <b>Delta Turbo Star type</b> )
022742	Beacon, xenon ( <b>Delta Turbo</b> )
030989	Beacon, Pintsch Bamag (Ren Vag)
030825	Combination tail light (Nuneaton & Beds)
030826	. Support bracket, combination tail light (030825)

**Part Number****Description****LIST OF SPARE BULBS & LEDs**

011481	Bulb 12 Volt 1.2 Watt capless
011482	Bulb 12 Volt 2 Watt capless
011484	Bulb 12 Volt 5 Watt festoon
011485	Bulb 12 Volt 21 Watt
011486	Bulb 12 Volt 10 Watt
011487	Bulb 12 Volt 5 Watt
011488	Bulb 12 Volt 21 Watt
011489	Bulb 24 Volt 5 Watt
011490	Bulb 24 Volt 21 Watt
011492	Bulb 24 Volt 2.8 Watt (LLB865)
011500	Bulb 12 Volt 4 Watt
004153	Bulb 24 Volt 5 Watt (halogen 434)
004174	Bulb Beacon 24 Volt 70 Watt (halogen)
004185	Bulb 24 Volt 21 Watt (work light)
022749	Bulb 12 Volt 5 Watt (Hella halogen)
023780	Bulb kit (022741 xenon beacon)
023656	Blue LED 24 Volt (greaser LED)

When ordering replacement parts, always give the machine's Serial Number and specify Part Number, Quantity & Description

# ILLUSTRATED PARTS CATALOGUE

## SCARAB TRUCK-MOUNTED SWEEPERS - CANbus 2 MODELS

---

### SECTION J Labels and Decals

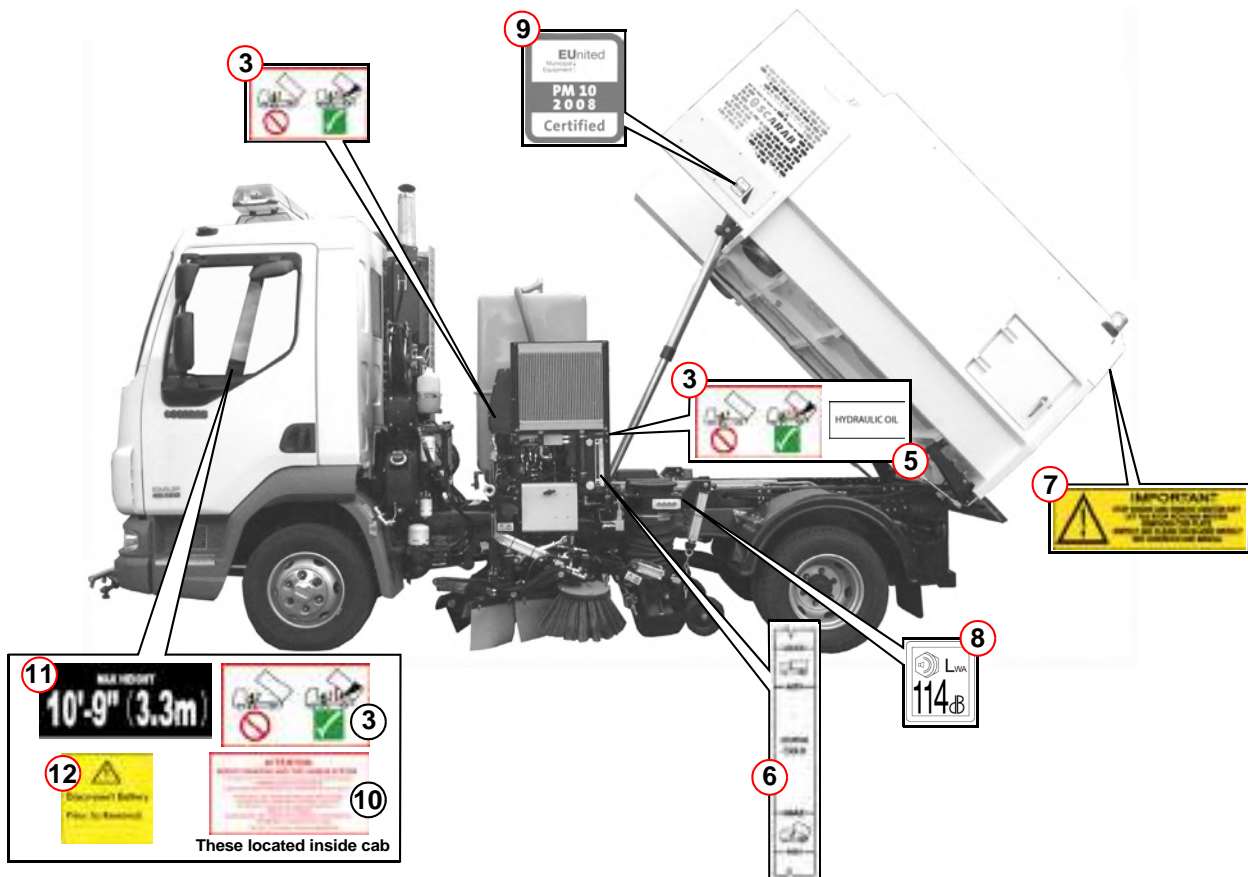
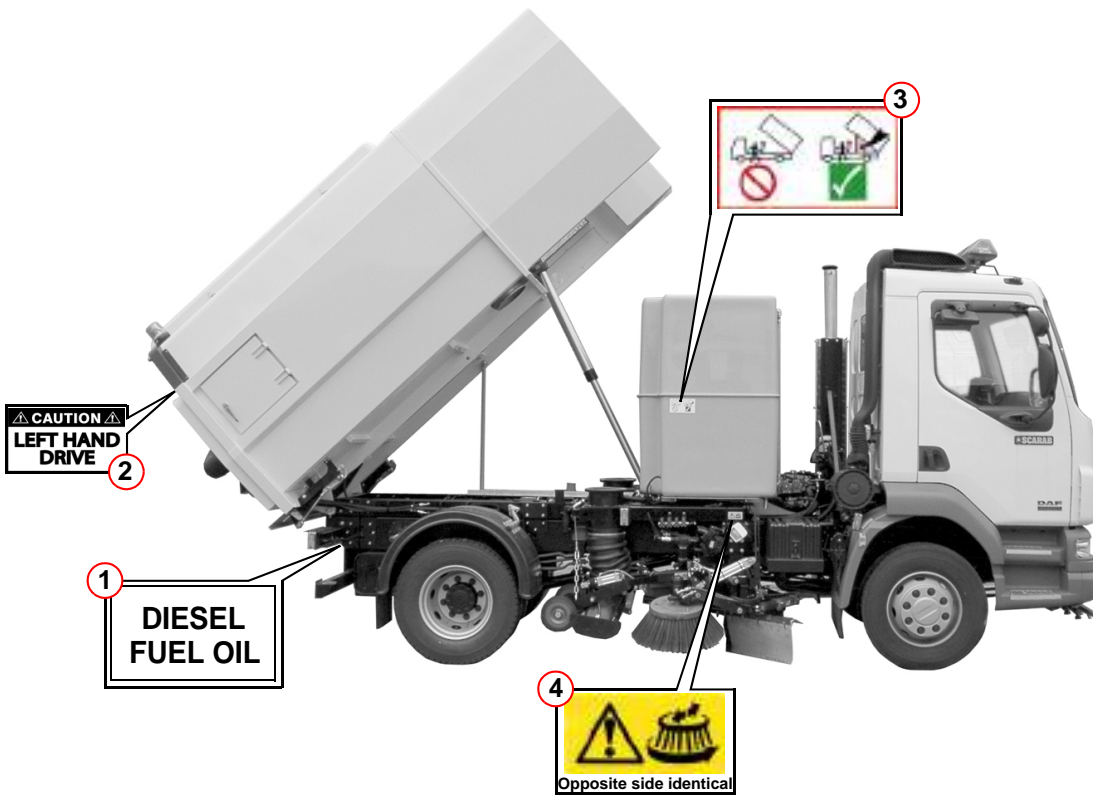
#### Table of Contents

<b>Assembly/Description</b>	<b>Page</b>
LABELS	
Diesel Fuel Oil . . . . .	1
Caution, Left - Hand Drive . . . . .	1
Warning, Hopper Prop Deployment . . . . .	1
Warning, Brush Rotating . . . . .	1
Hydraulic Oil . . . . .	1
Hydraulic Oil Level . . . . .	1
Warning, Fan Inspection . . . . .	1
Sound Level . . . . .	1
PM10 . . . . .	1
Warning, Boost Charging . . . . .	1
Max Height, 9' 10" (3 m) . . . . .	1
Max Height, 10' - 9" (3.3 m) . . . . .	1
BADGES & VINYL DECALS	
Scarab Merlin . . . . .	3
Scarab Magnum . . . . .	3
Hydrostatic . . . . .	3
Unidrive . . . . .	3
XP Hydrostatic . . . . .	3
Body Badge . . . . .	3



<i>Item</i>	<i>Part No</i>	<i>Quantity</i>	<i>Description</i>
<b>WARNING &amp; CAUTION LABELS</b>			
1	021058	2	Diesel Fuel Oil
2	028408	1	Caution, Left - Hand Drive
3	022384	3	Warning, hopper prop deployment
4	022383	6	Warning, brush rotating
5	028408	1	Hydraulic Oil
6	034548	1	Hydraulic Oil Level
7	021061	1	Warning, fan inspection (inside inspection cover)
8	027774	1	Sound level (114 dB)
9	034814	1	PM10(specifies year of manufacture)
10	032409	1	Warning, battery charging
11	021291	1	Max Height, 9' - 10" (3 m)
NI	021292	1	Max Height, 10' - 9" (3.3 m)
12	036170	1	Disconnect Battery

When ordering replacement parts, always give the machine's Serial Number and specify Part Number, Quantity & Description



**J**

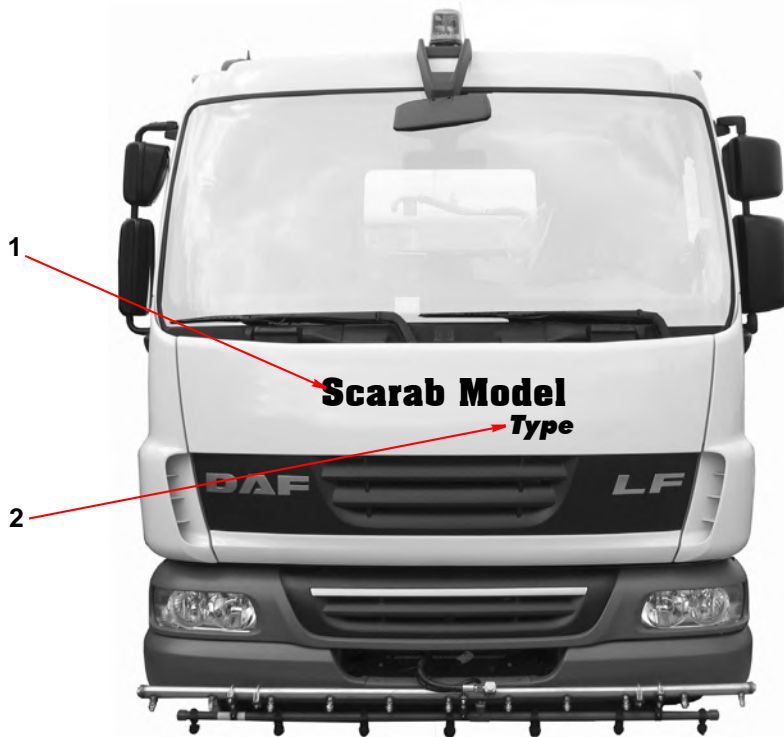
When ordering replacement parts, always give the machine's Serial Number and specify Part Number, Quantity & Description



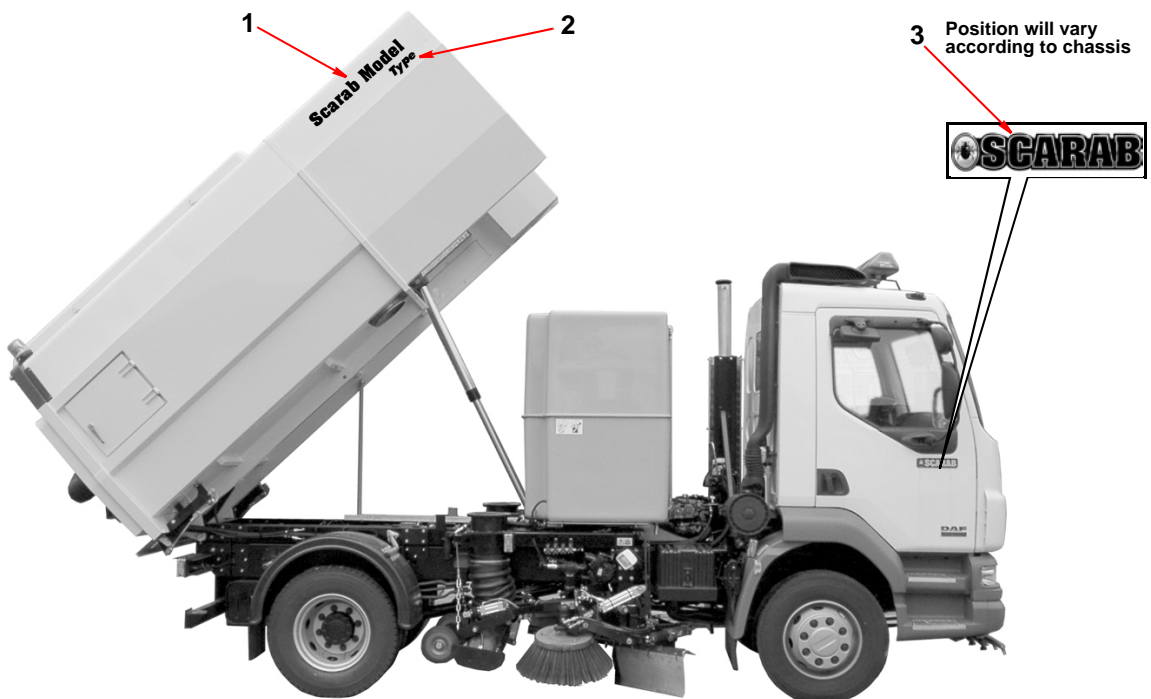
<i>Item</i>	<i>Part No</i>	<i>Quantity</i>	<i>Description</i>
<b>BADGES &amp; VINYL DECALS</b>			
1	026706	3	Vinyl decal - Scarab Magnum
	026019	3	Vinyl decal - Scarab Merlin
	032992	3	Vinyl decal - Scarab Merlin XP
	031122	3	Vinyl decal - Scarab Mistral
	022893	3	Vinyl decal - Scarab Major (France Only)
	026092	3	Vinyl decal - 5001
	026093	3	Vinyl decal - 5501
	026094	3	Vinyl decal - 7001
	026095	3	Vinyl decal - 7501
	026096	3	Vinyl decal - 8000
	026097	3	Vinyl decal - 8500
2	026020	3	Vinyl decal - Hydrostatic
	032992	3	Vinyl decal - XP Hydrostatic
	026021	3	Vinyl decal - Unidrive
3	030200	2	Body badge, vacuum plated plastic

When ordering replacement parts, always give the machine's Serial Number and specify Part Number, Quantity & Description





Typical application shown but individual vehicles might differ depending upon livery requirements



**J**

**SCARAB BADGES & VINYL DECALS**

When ordering replacement parts, always give the machine's Serial Number and specify Part Number, Quantity & Description



**THIS PAGE INTENTIONALLY LEFT BLANK**

When ordering replacement parts, always give the machine's Serial Number and specify Part Number, Quantity & Description

# ILLUSTRATED PARTS CATALOGUE

SCARAB TRUCK-MOUNTED SWEEPERS - CANbus 2 MODELS

---

## MULTILINGUAL GLOSSARY of DESCRIPTIONS & TERMINOLOGY used in this PARTS CATALOGUE

### Table of Contents

<b>Title</b>	<b>Page</b>
English / Français / Italiano .....	J1
English / Español / Svenska .....	J21



<b>ENGLISH</b>	<b>FRANCAIS</b>	<b>ITALIANO</b>
<b>A</b>		
Access	Accès	Accesso
Accessories	Accessoires	Accessori
Accelerator	Accélérateur	Acceleratore
Actuator	Servomoteur	Attuatore
Adaptor (adapt)	Adaptateur	Adattatore
Adaptor Flange	Adaptateur à bride	Flangia adattatore
Adaptor Plate	Adaptateur, à plaque	Piastra adattatore
Adaptor, Straight	Adaptateur, droit	Adattatore in linea
Adjuster	Régulateur	Dispositivo di regolazione
Adjuster Kit	Régulateur, kit	Corredo dispositivo di regolazione
Adjuster Valve	Vanne de régulation	Valvola dispositivo di regolazione
Adjustable	Ajustable	Regolabile
Aerial	Antenne	Antenna
Air	Air	Aria
Air Cleaner	Filtre à air	Filtro aria
Air Conditioner	Climatiseur	Condizionatore aria
Air Cylinder	Cylindre d'air	Cilindro aria
Air Filter	Filtre à air	Filtro aria
Air Manifold	Collecteur d'air	Collettore aria
Air Mass Meter	Compteur d'air-massique	Flussometro di massa
Air Feed	Injecteur d'air	Alimentazione aria
Air Air Chute	Goulotte pneumatique	Lobo aria-aria
Air Outlet	Sortie d'air	Bocca di uscita aria
Air Muffler	Amortisseur d'air	Silenziatore aria
Air Pressure Regulator	Régulateur de pression d'air	Regolatore pressione aria
Air Ram	Vérin pneumatique	Pistone aria
Air Valve	Soupape d'air	Valvola di sfiato
Air Vent Pipe	Tuyau de refoulement d'air	Tubo di sfiato
Alternator	Alternateur	Alternatore
Alternator Interface	Alternateur, interface	Interfaccia alternatore
Aluminium (Alum)	Aluminium (alum)	Alluminio (Allum.)
Anchor	Ancre, dispositif d'ancrage	Ancora
Angle	Angle	Angolo
Antiluce Fastener	Fixation « Antiluce »	Dispositivo di fissaggio Antiluce

When ordering replacement parts, always give the machine's Serial Number and specify Part Number, Quantity & Description



Amendment (Amdt.)	Modification (modif.)	Rettifica (rett.)
<b>Amplifier</b>	Amplificateur	Amplificatore
<b>Arrangement</b>	Disposition	Disposizione
<b>Ashtray</b>	Cendrier	Posacenere
<b>Assembly (Assy)</b>	Ensemble	Gruppo
<b>Auto Blanking</b>	Fermeture automatique	Autochiusura
<b>Automatic</b>	Automatique	Automatico
<b>Auxiliary</b>	Auxiliaire	Ausiliario
<b>Axle</b>	Essieu	Asse
<b>Axle Beam</b>	Essieu, fusée d'	Asta asse
<b>Axle Bolt</b>	Essieu, boulon d'	Bullone asse
<b>Axle Breather</b>	Essieu, reniflard d'	Sfiatatoio asse
<b>Axle Carrier &amp; Tube</b>	Essieu, porte-essieu et tube	Supporto e tubo asse
<b>Axle Front</b>	Essieu, avant	Frontale asse
<b>Axle Rear</b>	Essieu, arrière	Retro asse
<b>Axle Washer</b>	Essieu, rondelle d'	Rondella asse

**B**

<b>Back Plate</b>	Socle	Piastra di supporto
<b>Bag</b>	Sac	Borsa
<b>Ball</b>	Bille	Sfera
<b>Ball End</b>	Rotule	Estremità arrotondata
<b>Ball Joint</b>	Joint sphérique	Giunto sferico
<b>Ball Valve</b>	Vanne à boisseau	Valvola a sfera
<b>Bar</b>	Barre	Barra
<b>Basin</b>	Cuvette	Bacino
<b>Battery</b>	Batterie	Batteria
<b>Battery Housing</b>	Batterie, logement de	Sede batteria
<b>Battery Terminals</b>	Batterie, bornes	Terminali batteria
<b>Battery Lead</b>	Batterie, câble	Cavo batteria
<b>Battery Tray</b>	Batterie, plateau	Vassoio portabatteria
<b>Beacon</b>	Gyrophare	Segnale luminoso
<b>Beacon Bar</b>	Barre de gyrophare	Barra segnale luminoso
<b>Beam</b>	Phare	Fascio
<b>Bearing</b>	Roulement, palier	Cuscinetto
<b>Bell Housing</b>	Logement évasé	Sede campanello
<b>Bellows</b>	Soufflet	Soffietto
<b>Belt</b>	Courroie	Cinghia
<b>Black</b>	Noir	Nero
<b>Blanking</b>	Obturation	Tappaggio

When ordering replacement parts, always give the machine's Serial Number and specify Part Number, Quantity & Description



<b>Beeper</b>	Signal	Emettitore di segnali acustici
<b>Blind Rivet</b>	Rivet aveugle	Ribattino con spina inserita
<b>Block</b>	Bloc	Blocco
<b>Blue</b>	Bleu	Blu
<b>Board</b>	Carton	Piastra
<b>Body</b>	Corps	Corpo
<b>Bolt</b>	Boulon	Bullone
<b>hex hd (hexagonal head)</b>	Boulon à tête 6 pans	testa esagonale
<b>skt hd (socket head)</b>	Boulon à tête creuse	brugola
<b>csk hd (counter-sunk head)</b>	Boulon à tête fraisée	svasato
<b>Boom</b>	Flèche	Braccio
<b>Boost</b>	Suralimenter	Spinta
<b>Bore</b>	Alésage	Camera cilindrica
<b>Boss</b>	Moyeu, bossage	Mozzo
<b>Bottom</b>	Fond	Fondo
<b>Bottle</b>	Bouteille	Flacone
<b>Box</b>	Boîte	Scatola
<b>Brace</b>	Tirant	Braccio
<b>Bracket (Brkt)</b>	Support	Staffa
<b>Brake</b>	Frein	Freno
<b>Brass Wing Nut</b>	Ecrou à oreilles, en laiton	Galletto di ottone
<b>Breather</b>	Reniflard	Sfiatatoio
<b>Broom</b>	Balai	Scopa
<b>Brown</b>	Marron	Marrone
<b>Brush</b>	Brosse	Spazzola
<b>Base</b>	Base	Base
<b>Buffer</b>	Tampon	Respingente
<b>Build</b>	Construire, modèle	Costruzione
<b>Bulb</b>	Ampoule	Lampadina
<b>Bulkhead</b>	Cloison	Paratia
<b>Bumper</b>	Pare-chocs	Paraurti
<b>Bump Stop</b>	Butoir	Respingente
<b>Bungee Cord</b>	Corde « Bungee »	Cavo elastico
<b>Bush</b>	Manchon / Bague	Boccola
<b>Buzzer</b>	Vibreur	Cicalino
<b>Button</b>	Bouton	Pulsante

**C**

<b>Cab</b>	Cabine	Cabina
<b>Cable</b>	Câble	Cavo

When ordering replacement parts, always give the machine's Serial Number and specify Part Number, Quantity & Description



<b>Caliper</b>	Calibre	Pinza
<b>Cam Shaft</b>	Arbre à cames	Albero a camme
<b>Camera</b>	Caméra	Camera
<b>Canopy</b>	Auvent / Capot	Tettuccio
<b>Cap</b>	Capuchon	Cappuccio
<b>Capping</b>	Chapeau	Cornice
<b>Carabiner</b>	Carabine	Carabiner
<b>Carrier</b>	Porte, support	Portante
<b>Case</b>	Boîtier	Scatola
<b>Casing</b>	Boîtier	Involucro
<b>Catalogue</b>	Catalogue	Catalogo
<b>Catch</b>	Cliquet, disp. d'arrêt	Fermo
<b>Caution</b>	Notice « attention »	Attenzione
<b>Centre</b>	Centre	Centro
<b>Chain</b>	Chaîne	Catena
<b>Chassis</b>	Châssis	Chassis
<b>Check</b>	Contrôle	Controllo
<b>Check Valve</b>	Soupape d'arrêt / Clapet	Valvola di ritegno
<b>Chute</b>	Goulotte	Scivolo
<b>Circlip</b>	Circlip	Anello elastico
<b>Circuit</b>	Circuit	Circuito
<b>Clamp</b>	Collier	Morsetto
<b>Cleaner</b>	Nettoyage, dispositif de	Detergente
<b>Clevis</b>	Chape	Maniglione
<b>Clip</b>	Pince	Clip
<b>Clutch</b>	Embrayage	Frizione
<b>Coach</b>	Carrosserie	Carrozzeria
<b>Coil</b>	Bobine	Bobina
<b>Collar</b>	Bague de serrage	Piattello
<b>Complete</b>	Complet (complète)	Completo
<b>Components</b>	Composants	Componenti
<b>Compressor</b>	Compresseur	Compressore
<b>Cone</b>	Cône	Cono
<b>Connector</b>	Connecteur	Connettore
<b>Connecting</b>	Connectant	Connessione in corso
<b>Connection</b>	Connexion	Connessione
<b>Con Rod (Connecting Rod)</b>	Bielle	Biella
<b>Continued (Cont.)</b>	Suite	Continuazione (cont.)
<b>Control (Cntrl)</b>	Contrôle	Controllo (Cntrl)

When ordering replacement parts, always give the machine's Serial Number and specify Part Number, Quantity & Description



<b>Controller</b>	Contrôleur	Unità di controllo
<b>Conventional</b>	Conventionnel	Convenzionale
<b>Conversion (Conv)</b>	Conversion	Conversione (Conv)
<b>Cooler</b>	Refroidisseur	Refrigerante
<b>Cooling</b>	Refroidissement	Raffreddamento
<b>Copper</b>	Cuivre	Rame
<b>Core</b>	Ame	Nucleo
<b>Cotter</b>	Goupille	Chiavetta trasversale
<b>Coupling</b>	Raccord / Accouplement	Accoppiamento
<b>Cover</b>	Couvercle	Coperchio
<b>Cowling</b>	Capotage	Cappottatura
<b>Crank-case</b>	Carter-moteur	Basamento
<b>Cranked</b>	Contre-coudé	Gambo piegato
<b>Cross Member</b>	Traverse	Traversa
<b>Crown Wheel</b>	Couronne d'entraînement	Corona dentata
<b>Curb</b>	Bord, bordure	Bordo
<b>Cylinder</b>	Cylindre	Cilindro

**D**

<b>Damper</b>	Amortisseur	Smorzatore
<b>Deflector</b>	Défecteur	Deflettore
<b>Description</b>	Description	Descrizione
<b>Details</b>	Informations	Dettagli
<b>Detergent</b>	Detergent	Detergente
<b>Diagram</b>	Diagramme	Diagramma
<b>Dial</b>	Cadran	Quadrante
<b>Diaphragm</b>	Diaphragme	Diaframma
<b>Diode</b>	Diode	Diodo
<b>Dipped Beam</b>	Feu de croisement	Anabbagliante
<b>Dipstick</b>	Jauge	Asta di livello
<b>Dipstick guide</b>	Jauge, guide de	Guida asta di livello
<b>Dipstick tube</b>	Jauge, tube de	Tube asta di livello
<b>Directional</b>	Directionnel	Direzionale
<b>Dirt</b>	Impureté	Sporco
<b>Disc / Disk</b>	Disque	Disco
<b>Display</b>	Écran d'affichage	Visualizzatore
<b>Distributor</b>	Distributeur	Distributore
<b>Diverter</b>	Diviseur	Diverter
<b>Door</b>	Porte	Sportello
<b>Double</b>	Double	Doppio

When ordering replacement parts, always give the machine's Serial Number and specify Part Number, Quantity & Description





<b>Dowel</b>	Cheville	Perno di riferimento
<b>Down</b>	Bas	Giù
<b>Dowty Seal</b>	Joint « Dowty »	Chiusura ermetica Dowty
<b>Drag Link Tube</b>	Tube de tige directrice	Tirante longitudinale comando sterzo
<b>Drain Plug</b>	Bouchon de vidange	Tappo di scarico
<b>Drive</b>	Entrainement	Trasmissione
<b>Drive Core</b>	Entrainement, âme d'	Nucleo trasmissione
<b>Drive Coupling</b>	Entrainement, raccord d'	Accoppiamento trasmissione
<b>Drive Dog</b>	Entrainement, crabot d'	Innesco trasmissione
<b>Drive Flange</b>	Entrainement, bride d'	Flangia trasmissione
<b>Drive Motor</b>	Entrainement, moteur d'	Motore principale
<b>Drive Pump</b>	Entrainement, pompe d'	Pompa trasmissione
<b>Drive Shaft</b>	Entrainement, arbre d'	Albero comando
<b>Drive Tube</b>	Entrainement, tube d'	Tubo trasmissione
<b>Dual Sweep</b>	Double balayage	Curvatura doppia
<b>Dump Valve</b>	Soupape de décharge	Valvola di scarico rapido
<b>Dust</b>	Poussière	Polvere

**E**

<b>Earth, electrical (Ground)</b>	Terre / Masse	Massa
<b>Eccentric</b>	Excentrique	Eccentrico
<b>Elbow</b>	Coude	Gomito
<b>Electric</b>	Electrique	Elettrico
<b>Electrical</b>	Electrique	Elettrico
<b>Element</b>	Elément	Elemento
<b>Enclosure</b>	Enceinte	Alloggiamento
<b>End</b>	Extrémité	Estremità
<b>End Plate</b>	Extrémité, plaque d'	Piastra estremità
<b>End Cap</b>	Extrémité, chapeau d'	Cappuccio estremità
<b>Engine</b>	Moteur	Motore
<b>Exchange</b>	Echange	Scambio
<b>Exhaust</b>	Echappement	Scarico
<b>Exhaust Gas Recirculation (EGR)</b>	Recyclage de gaz d'échappement	Ricircolo gas di scarico
<b>Expansion</b>	Dilatation	Espansione
<b>Extended</b>	Dilaté	Esteso
<b>Extension</b>	Extension	Estensione
<b>Extinguisher</b>	Extincteur	Estintore

When ordering replacement parts, always give the machine's Serial Number and specify Part Number, Quantity & Description



**F**

<b>Fan</b>	Ventilateur	Ventola
<b>Fastener</b>	Fixation	Dispositivo di fissaggio
<b>Feed</b>	Alimentation	Alimentazione
<b>Female</b>	Femelle	Femmina
<b>Filler</b>	Remplisseur	Bocchettone di riempimento
<b>Filter</b>	Filtre	Filtro
<b>Finisher</b>	Finisseur	Finitore
<b>Fire</b>	Feu	Combustione
<b>First</b>	Premier	Primo
<b>Fishtail</b>	Queue de poisson / Cône	Coda di pesce
<b>Fit</b>	Emboiter / Monter	Montaggio
<b>Fitting</b>	Raccord	Montaggio
<b>Fixing</b>	Fixation	Rettifica
<b>Flange</b>	Bride	Flangia
<b>Flap</b>	Volet	Alettone
<b>Flash</b>	Flash	Flash
<b>Flexible (Flexi)</b>	Flexible	Flessibile (flexi)
<b>Floor</b>	Plancher	Pavimento
<b>Floorplate</b>	Plaque de sol	Base pavimento
<b>Flow</b>	Débit	Flusso
<b>Fluid</b>	Fluide	Fluido
<b>Flywheel</b>	Volant	Volano
<b>Foam</b>	Mousse	Schiuma
<b>Fog</b>	Brouillard	Nebbia
<b>Foot</b>	Pied	Piede
<b>Forward</b>	Avant	Avanti
<b>Frame</b>	Bâti	Telaio
<b>Front</b>	Avant	Anteriore
<b>Fuel</b>	Carburant	Combustibile
<b>Function</b>	Fonction	Funzione
<b>Fuse</b>	Fusible	Fusibile

**G**

<b>Gain</b>	Gain	Guadagno
<b>Galvanised</b>	Galvanisé	Zincato
<b>Gantry</b>	Portique	Cavalletto
<b>Gas</b>	Gaz	Gas
<b>Gas Strut</b>	Jambe à gaz	Puntone gas
<b>Gasket</b>	Garniture d'étanchéité	Guarnizione

When ordering replacement parts, always give the machine's Serial Number and specify Part Number, Quantity & Description



<b>Gauge</b>	Manomètre	Calibro
<b>Gauze</b>	Gaze	Garza
<b>Gear</b>	Engrenage	Ingranaggio
<b>Geared</b>	A engrenages	Ingranato
<b>Gearbox</b>	Boîte de vitesses	Scatola del cambio
<b>General</b>	Général(e)	Generale
<b>Glass</b>	Verre	Vetro
<b>Glow Plug</b>	Bougie de préchauffage	Spina a incandescenza
<b>Gobbler (Nozzle Tilt)</b>	Gobbler (Inclinaison d' Embout)	Gobbler (Ugello Inclinazione)
<b>Grab</b>	Grappin	1. Estrattore a pinza (n)
<b>Grease</b>	Graisse	Grasso
<b>Greaser</b>	Graisseur	Ingrassatore
<b>Green</b>	vert	Verde
<b>Grey</b>	gris	Grigio
<b>Grill</b>	gril	Griglia
<b>Grip</b>	manche	1. Presa (n)
<b>Grub Screw</b>	vis sans tête	Vite di riferimento
<b>Grommet</b>	virole	Anello di tenuta
<b>Guard</b>	Carter de protection	Riparo
<b>Guide</b>	Guide	Guida

**H**

<b>Handbrake</b>	Frein à main	Freno a mano
<b>Hand</b>	Côté	Mano
<b>Hand Primer</b>	Pompe à main, dispositif de	Pompetta di adescamento a mano
<b>Hand Wash</b>	Lavage à main	Lavaggio a mano
<b>Handle</b>	Poignée	Maniglia
<b>Hanger</b>	Suspension	Supporto pendente
<b>Harness</b>	Harnais	Cablaggio
<b>Head</b>	Tête	Testa
<b>Headlamp</b>	Phare	Faro
<b>Heat</b>	Chaleur	Calore
<b>Heatshield</b>	Bouclier thermique	Scudo termico
<b>Heater</b>	Chauffage	Riscaldatore
<b>High Pressure</b>	Haute pression	Alta pressione
<b>Hi Tip</b>	Bennage en hauteur	Punta alta
<b>Hinge</b>	Charnière	Cerniera
<b>Hinged</b>	Charnière, à	Incernierato

When ordering replacement parts, always give the machine's Serial Number and specify Part Number, Quantity & Description



<b>Holder</b>	Porte-outil	Staffa di supporto
<b>Hooks</b>	Crochets	Ganci
<b>Hopper</b>	Trémie	Serbatoio con scarico sul fondo
<b>Horn</b>	Avertisseur sonore	Avvisatore acustico
<b>Hose</b>	Tuyau flexible	Tubo flessibile
<b>Hose Tail</b>	Tuyau flexible, bout de	Raccordo tubo flessibile
<b>Hot</b>	Chaud	Caldo
<b>Hour Meter</b>	Compteur horaire	Contaore
<b>Housing</b>	Logement	Alloggiamento
<b>Hub</b>	Manchon	Mozzo
<b>Hydraulic</b>	Hydraulique	Idraulico
<b>Hydrant</b>	Bouche d'incendie	Idrante
<b>Hydrant Filler</b>	Bouche d'incendie, disp. de remplissage	Filtro idrante
<b>Hydrant Hose</b>	Bouche d'incendie, tuyau souple	Tubo idrante
<b>Hydrostatic</b>	Hydrostatique	Idrostatico

**I**

<b>Identification</b>	Identification	Identificazione
<b>Idle</b>	Inactif / Ralenti	Inattivo
<b>Ignition (Ign)</b>	Contact	Accensione (Acc)
<b>Illuminated</b>	Eclairé	Illuminato
<b>Illustrated</b>	Illustré	Illustrato
<b>Illustration</b>	Illustration	Illustrazione
<b>Impellor</b>	Rotor / Turbine	Girante
<b>Inclusive</b>	Compris	Inclusivo
<b>Information (Info)</b>	Informations	Informazioni (Info)
<b>In</b>	Entré	Dentro
<b>Inlet</b>	Entrée	Ammissione
<b>Inlet Cone</b>	Entrée, cône d'	Cono di ammissione
<b>Inlet Pipe</b>	Entrée, tuyau d'	Tubo di ammissione
<b>Injection Pump</b>	Pompe d'injection	Pompa d'iniezione
<b>Injector</b>	Injecteur	Iniettore
<b>Injector Pipe</b>	Tuyau d'injection	Tubo iniettore
<b>Input</b>	Entrée	Ingresso
<b>Inseal Strip</b>	Bande d'étanchéité	Guarnizione sigillante
<b>Insert</b>	Insert	Inserito
<b>Insertion</b>	Insertion	Inserimento
<b>Installation</b>	Installation	Installazione

When ordering replacement parts, always give the machine's Serial Number and specify Part Number, Quantity & Description



<b>Instrument</b>	Instrument	Strumento
<b>Insulator</b>	Isolateur	Isolante
<b>Inter Cooler</b>	Refroidisseur intermédiaire	Refrigeratore intermedio
<b>Interior</b>	Intérieur	Interno
<b>Interim</b>	Intérimaire	Interim
<b>Internal</b>	Interne	Interno
<b>Item</b>	Article	Articolo

**J**

<b>Jet</b>	Jet	Getto
<b>Joint</b>	Joint	Giunto
<b>Joystick</b>	Joystick	Joystick
<b>Jubilee Clip</b>	Pince crocodile	Fermaglio Jubilee
<b>Junction</b>	Jonction	Incrocio

**K**

<b>Key</b>	Clé	Chiave
<b>Key Switch</b>	Interrupteur à clé	Interruttore a chiavetta
<b>Kerb</b>	Bordure	Bordo (as in pavement)
<b>King Pin</b>	Axe-pivot	Perno di sterzaggio
<b>King Post</b>	Poinçon de faite	Puntone di sostegno
<b>Kit</b>	Kit	Corredo
<b>Knob</b>	Bouton	Manopola

**L**

<b>Label</b>	Etiquette	
<b>Lamp</b>	Lampe	Lampada etichetta
<b>Work Lamp</b>	Lampe de travail	Lampada da lavoro
<b>Head Lamp</b>	Projecteur	Faro
<b>Side Lamp</b>	Lampe latérale	Luce di posizione
<b>Lance</b>	Lance	Lancia
<b>Lap Joint</b>	Joint à recouvrement	Giunto a sovrapposizione
<b>Large</b>	Grand	Grande
<b>Latch</b>	Verrou	Serratura
<b>Lead</b>	Fil	Cavo
<b>L.E.D. (Light Emitting Diode)</b>	Diode électroluminescente	LED (Diodo a emissione luminosa)
<b>Leash</b>	Laisse	Maglia
<b>Left</b>	Gauche	Sinistra
<b>Left Hand Drive (LHD)</b>	Conduite à gauche	Guida a sinistra (LHD)
<b>Leg</b>	Jambe	Gamba
<b>Length</b>	Longueur	Lunghezza

When ordering replacement parts, always give the machine's Serial Number and specify Part Number, Quantity & Description



<b>Lens</b>	Objectif	Lente
<b>Level</b>	Niveau	Livello
<b>Lever</b>	Levier	Leva
<b>Lid</b>	Couvercle	Coperchio
<b>Lift</b>	Ascenseur	Sollevare
<b>Lifting</b>	Levage	Sollevamento
<b>Light</b>	Feux	Luce
<b>Side Light</b>	Feux latéraux	Luce di posizione
<b>Head Light</b>	Phare	Faro
<b>Rear Light</b>	Feu arrière	Fanale di coda
<b>Brake Light</b>	Feux stop	Luce freno
<b>Interior Light</b>	Eclairage intérieur	Luce abitacolo
<b>Fog Light</b>	Feu antibrouillard	Faro antinebbia
<b>Linch Pin</b>	Axe d'essieu	Acciarino
<b>Lining</b>	Revêtement	Rivestimento interno
<b>Link</b>	Maillon	Articolazione
<b>Linkage</b>	Tringlerie	Sistema di leve
<b>Litre</b>	Litre	Litro
<b>List</b>	Liste	Lista
<b>Load</b>	Charge	Carico
<b>Located</b>	Situé	Posizionato
<b>Lock</b>	Verrou	Fermo
<b>Locknut</b>	Ecrou de blocage	Controdado
<b>Locker</b>	Armoire	Armadietto
<b>Locking</b>	Verrouillage	Serraggio
<b>Long</b>	Long	Lungo
<b>Loom</b>	Métier	Cablaggio
<b>Loop</b>	Boucle	Circuito elettrico ad anello
<b>Low Pressure</b>	Basse pression	Bassa pressione
<b>Lower</b>	Baisser	Inferiore
<b>Lubricant</b>	Lubrifiant	Lubrificante
<b>Lubrication</b>	Lubrification	Lubrificazione

**M**

<b>Machine</b>	Machine	Macchina
<b>Magnet</b>	Aimant	Magnete
<b>Magnetic</b>	Magnétique	Magnetico
<b>Main</b>	Principal(e)	Principale
<b>Male</b>	Mâle	Maschio
<b>Management</b>	Gestion	Gestione

When ordering replacement parts, always give the machine's Serial Number and specify Part Number, Quantity & Description



<b>Manifold</b>	Collecteur	Collettore
<b>Manual</b>	Manuel	Manuale
<b>Manufactured</b>	Fabriqu�	Fabbricato
<b>Marker Lamp</b>	Lampe signal	Lampada di segnalazione
<b>Master</b>	Maitre	Principale
<b>Master Cylinder</b>	Maitre-cylindre	Cilindro principale
<b>Maximum (Max)</b>	Maximum (maxi)	Massimo (max.)
<b>Mesh</b>	Tamis	Maglia
<b>Metal</b>	M�tal	Metallo
<b>Meter</b>	M�tre	Calibro
<b>Micro Switch</b>	Micro-contact	Microinterruttore
<b>Minimum (Min)</b>	Minimum (mini)	Minimo (min.)
<b>Mirror</b>	Miroir	Specchio
<b>Miscellaneous</b>	Divers	Miscellanea
<b>Modified</b>	Modifi�	Modificato
<b>Module</b>	Module	Modulo
<b>Monitor</b>	Moniteur	Monitor
<b>Motor</b>	Moteur	Motore
<b>Mount</b>	Monture	Montaggio
<b>Mounted</b>	Mont�	Montato
<b>Mounting</b>	Ch�ssis / Support	Montaggio
<b>Mud Flaps</b>	Bavettes de garde-boue	Paraspruzzi
<b>Mud Guard</b>	Garde-boue	Parafango
<b>Muffler</b>	Amortisseur	Marmitta
<b>Multi Function</b>	Multifonctions	Multifunzionale

**N**

<b>N/A (Not Applicable)</b>	S/O (sans objet)	N/D (Non disponibile)
<b>Narrow</b>	Etroit	Stretto
<b>Near side</b>	C�t� trottoir	Lato guida
<b>Negative</b>	N�gatif	Negativo
<b>Neutral</b>	Neutre	Neutro
<b>New</b>	Nouveau (nouvelle)	Nuovo
<b>Nipple</b>	Manchon	Raccordo filettato
<b>No</b>	Non	N. (Numero)
<b>Non Return</b>	Anti-retour	Non ritorno
<b>Normal</b>	Normal	Normale
<b>Note</b>	Note	Nota
<b>Nozzle</b>	Embout / Buse	Ugello
<b>Number</b>	Num�ro	Numero

When ordering replacement parts, always give the machine's Serial Number and specify Part Number, Quantity & Description



<b>Numerical</b>	Numérique	Numerico
<b>Nut</b>	Ecrou	Dado
<b>Nyloc Nut</b>	Ecrou « Nyloc »	Dado Nyloc
<b>Hex Nut</b>	Ecrou hexagonal	Dado a testa esagonale
<b>Plain Nut</b>	Ecrou normal	Dado liscio
<b>Self Locking Nut</b>	Ecrou autobloquant	Dado autobloccante
<b>Thin Nut</b>	Ecrou mince	Dado sottile
<b>Nylon Tube</b>	Tube de nylon / Nylon, tube de	Tubo di nylon

**O**

<b>Obsolete</b>	Périmé	Obsoleto
<b>Off</b>	Arrêt	1. Spento 2. Inattivo
<b>Off Side</b>	Côté route	Lato passeggero
<b>Oil</b>	Huile	Olio
<b>Olive</b>	Olive	Oliva
<b>On</b>	Marche	1. Acceso 2. Attivo
<b>Open</b>	Ouvrir	Aprire
<b>Opened</b>	Ouvert(e)	Aperto
<b>Opening</b>	Ouverture	Apertura
<b>Operating</b>	Fonctionnement, de	Operativo
<b>Option</b>	Option	Opzione
<b>Optional</b>	Optionnel(le)	Opzionale
<b>Orange</b>	Orange	Arancione
<b>Original</b>	Original	Originale
<b>O Ring</b>	Joint torique	Anello di tenuta toroidale
<b>Out</b>	Sorti(e)	1. Fuori 2. Esterno
<b>Outer</b>	Extérieur(e)	Esterno
<b>Outlet</b>	Sortie	Sbocco
<b>Output</b>	Production	Uscita
<b>Overhead</b>	Surélevé	in testa
<b>Overload</b>	Surcharge	Sovraccarico

**P**

<b>Packer</b>	Garniture d'étanchéité	Imballatore
<b>Panel</b>	Panneau	Pannello
<b>Part</b>	Pièce	Ricambio
<b>Pedal</b>	Pédale	Pedale
<b>Pick-up</b>	Prendre / en lever	Ripresa
<b>Pilot (pressure)</b>	Pilote	Pilota
<b>Pin</b>	Cheville	Perno
<b>Pinion</b>	Pignon	Pignone

When ordering replacement parts, always give the machine's Serial Number and specify Part Number, Quantity & Description





<b>Pink</b>	Rose	Rosa
<b>Pipe</b>	Tuyau	Tubo
<b>Piping</b>	Tuyauterie	Tubazione
<b>Piston</b>	Piston	Pistone
<b>Pivot</b>	Pivot	Perno di testa
<b>Plastic</b>	Plastique, matière	Plastica
<b>Plate</b>	Plaque	Piastra
<b>Plinth</b>	Plinthe	Base
<b>Plug</b>	Bouchon / Prise électrique	Spina
<b>Point</b>	Point	Punto
<b>Poppet Valve</b>	Soupape / Clapet	Valvola supporto verticale
<b>Ports</b>	Orifices	Porte
<b>Position</b>	Position	Posizione
<b>Positioned</b>	Positionné(e)	Posizionato
<b>Post</b>	Montant	Montante
<b>Potentiometer</b>	Potentiomètre	Potenziometro
<b>Power</b>	Puissance	Potenza
<b>Pneumatic (See Also Air)</b>	Pneumatique	Pneumatico (vedi anche Aria)
<b>Pressure</b>	Pression	Pressione
<b>Primer</b>	Amorce / Apprêt	Innesco
<b>Production</b>	Production	Produzione
<b>Prop</b>	Support	Puntello
<b>Propshaft</b>	Arbre de transmission	Albero puntello
<b>Pull</b>	Tirer	Tirare
<b>Pulley</b>	Poulie	Puleggia
<b>Pulsation</b>	Pulsation	Pulsazione
<b>Pulse</b>	Impulsion	Polso
<b>Pump</b>	Pompe	Pompa
<b>Purple</b>	Violet	Porpora
<b>Push</b>	Pousser	Spingere

**Q**

<b>Quick Release</b>	Rapide, raccord	Disinnesco rapido
----------------------	-----------------	-------------------

**R**

<b>Radiator (Rad)</b>	Radiateur	Radiatore (rad)
<b>Raise</b>	Soulever	Sollevarre
<b>Raised</b>	Soulevé(e)	Sollevenuto
<b>Ram</b>	Vérin	Pistone
<b>Ratio</b>	Rapport	Rapporto
<b>Rear</b>	Arrière	Retro

When ordering replacement parts, always give the machine's Serial Number and specify Part Number, Quantity & Description



<b>Red</b>	Rouge	Rosso
<b>Reducer</b>	Réducteur	Riduttore
<b>Reducing</b>	Réduction, de	Riduzione
<b>Reduction</b>	Roue / Enrouleur	Riduzione
<b>Reel</b>	Bobine	Bobina
<b>Refer</b>	Voir	Riferimento
<b>Refill</b>	Remplir	Rabbocco
<b>Regulator</b>	Régulateur	Regolatore
<b>Related</b>	Relatif	Correlato
<b>Relay</b>	Relais	Relè
<b>Release</b>	Dégagement	Disinnesco
<b>Relief Valve</b>	Soupape de sûreté	Valvola di sfogo
<b>Remote</b>	A distance / Distance, à	Remoto
<b>Repair</b>	Réparation	Riparazione
<b>Replacement</b>	Remplacement	Sostituzione
<b>Resister</b>	Résistance	Resistore
<b>Restrictor</b>	Restriction	Limitatore
<b>Retainer</b>	Retenue, dispositif de	Fermo
<b>Retaining</b>	Retenue, de	Sostegno
<b>Return</b>	Retour	Ritorno
<b>Reverse</b>	Inverse	Retromarcia
<b>Reversing</b>	Recul	Inversione di marcia
<b>Right</b>	Droite	Destra
<b>Right Hand Drive (RHD)</b>	Conduite à droite	Guida a destra
<b>Rim</b>	Jante	Bordo
<b>Ring</b>	Bague	Anello
<b>Road</b>	Route	Strada
<b>Rod</b>	Tige	Asta
<b>Rolling</b>	Roulant, de roulement	Rotolante
<b>Rotary</b>	Rotatif	Rotante
<b>Rotate</b>	Tourner	Ruotare
<b>Rotating</b>	Tournant	Rotante
<b>Rotation</b>	Rotation	Rotazione
<b>Rubber</b>	Caoutchouc	Gomma

**S**

<b>Safety</b>	Sécurité	Sicurezza
<b>Scraper</b>	Racleur	Raschietto
<b>Screen</b>	Ecran	Schermo
<b>Screw</b>	Vis	Scheggia

When ordering replacement parts, always give the machine's Serial Number and specify Part Number, Quantity & Description



<b>Hex hd (hexagonal head)</b>	Vis à tête 6 pans	Testa esagonale
<b>skt hd (socket head)</b>	Vis à tête creuse	Brugola
<b>csk hd (counter-sunk head)</b>	Vis à tête fraisée	Svasata
<b>Seal</b>	Garniture d'étanchéité	Chiusura ermetica
<b>Sealant</b>	Etanchéifiant	Materiale di tenuta
<b>Sealing</b>	Etanchéité, d'	Sigillante
<b>Seat</b>	Siège	Sedile
<b>Securing</b>	Fixation, de	Fissaggio
<b>Selector Shaft</b>	Levier de commande	Albero selettore
<b>Self Tapping</b>	Auto-taraudeur	Autofilettante
<b>Sender</b>	Expéditeur / Transmetteur	
<b>Sensor</b>	Capteur	Sensore
<b>Separation</b>	Séparation	Separazione
<b>Serial</b>	Série, de	Seriale
<b>Service Exchange (S/EX)</b>	Echange standard	Scambio di servizio
<b>Setscrew</b>	Vis de calage	Vite di fermo
<b>Shaft</b>	Arbre	Albero
<b>Shells</b>	Calandres	Gusci
<b>Shield</b>	Ecran	Scudo
<b>Shim</b>	Cale	Zeppa
<b>Shock Absorber</b>	Amortisseur	Ammortizzatore
<b>Shoe</b>	Patin	Scarpa
<b>Short</b>	Court(e)	Ganascia
<b>Shovel</b>	Pelle	Pala
<b>Side Access Door</b>	Porte d'accès latéral	Sportello accesso laterale
<b>Sight</b>	Vue	Mirino
<b>Silencer</b>	Silencieux	Silenziatore
<b>Silicon</b>	Silicone	Silicone
<b>Single</b>	Simple	Singolo
<b>Skirt</b>	Jupe	Bordatura
<b>Slate</b>	Ardoise	Ardesia
<b>Sleeve</b>	Gaine	Manicotto
<b>Slew</b>	Pivoter	Ruotare
<b>Slewing</b>	Orientation	Rotazione
<b>Sliding</b>	Coulissant	Slittamento
<b>Slotted</b>	Fente, A	Sfinestrato
<b>Small</b>	Petit(e)	Piccolo
<b>Socket</b>	Prise	Presa
<b>Solenoid</b>	Solénoïde / Noyau	Solenoid

When ordering replacement parts, always give the machine's Serial Number and specify Part Number, Quantity & Description



<b>Spacer</b>	Pièce d'espacement	
<b>Spare</b>	Rechange, pièce de	
<b>Speakers</b>	Haut-parleurs	
<b>Special</b>	Spécial(e)	
<b>Speed</b>	Vitesse	
<b>Spherical</b>	Sphérique	
<b>Spigot</b>	Goujon / Tube de jonction	
<b>Spindle</b>	Broche	
<b>Splined</b>	Cannelé	
<b>Split Pin</b>	Goupille fendue	
<b>Splitter</b>	Répartiteur	
<b>Spray</b>	Pulvérisateur	Spray
<b>Spring</b>	Ressort	Molla
<b>Stabiliser</b>	Stabilisateur	Distanziatore
<b>Stabilising</b>	Stabilisation	Ricambio
<b>Stack</b>	Pile	Altoparlanti
<b>Standard</b>	Standard	Speciale
<b>Standpipe</b>	Colonne montante	Velocità
<b>Starter</b>	Démarrreur	Sferico
<b>Steel</b>	Acier	Gradino di centraggio
<b>Steering</b>	Direction	Mandrino
<b>Stiffener</b>	Raidisseur	Scanalato
<b>Stop</b>	Arrêt	Coppiglia
<b>Stowage</b>	Arrimage	Sdoppiatore
<b>Straight</b>	Droit(e)	Sistemazione bagagli
<b>Strap</b>	Sangle	Dritto
<b>Strip</b>	Bande	Cintura
<b>Stem</b>	Tige	Guarnizione
<b>Storage</b>	Rangement	Stelo
<b>Strap</b>	Attache	Bagagliaio
<b>Strut</b>	Jambe	Puntone
<b>Stub</b>	Souche	Mozzicone
<b>Stud</b>	Goujon fileté	Prigioniero
<b>Studded</b>	Barrettes, A	Fissato con prigionieri
<b>Studding</b>	Colombage	Fissaggio con prigionieri
<b>Sub Frame</b>	Faux-châssis	Sottotelaio
<b>Suction Fan</b>	Turbine d'aspiration	Ventola aspirante
<b>Suction Nozzle</b>	Buse d'aspiration	Ugello aspirante
<b>Sump</b>	Carter	Coppa

When ordering replacement parts, always give the machine's Serial Number and specify Part Number, Quantity & Description



<b>Supply</b>	Fourniture	Alimentazione
<b>Support</b>	Support	Supporto
<b>Suppression</b>	Suppression	Soppressione
<b>Suspension</b>	Suspension	Sospensione
<b>Sweep</b>	Balayage	Curvatura
<b>Sweeping</b>	Balayant, de balayage	Formatura a sagoma
<b>Swing</b>	Balancement	Oscillazione
<b>Switch / Switches</b>	Interrupteur / Interrupteurs	Interruttore / Interruttori
<b>Swivel</b>	Pivotant	Parte girevole
<b>System</b>	Système	Sistema

**T**

<b>Tab Washer</b>	Rondelle à languettes	Rondella di sicurezza
<b>Tachograph</b>	Tachygraphe	Tachigrafo
<b>Tachometer</b>	Tachymètre	Tacometro
<b>Tandem</b>	Tandem	Tandem
<b>Tank</b>	Réservoir	Serbatoio
<b>Tapered</b>	Conique	Conico
<b>Taper Lock</b>	Verrou conique	Serratura conica
<b>Tee Key</b>	Clé à béquille	Chiave a T
<b>Temperature (Temp)</b>	Température (temp.)	Temperatura (Temp)
<b>Template</b>	Gabarit	Sagoma
<b>Tensioner</b>	Tendeur	Tensiometro
<b>Terminal</b>	Borne	Terminale
<b>Test</b>	Test	Test
<b>Thermostat</b>	Thermostat	Termostato
<b>Thick</b>	Epais	Spesso
<b>Thimble</b>	Dé	Bussola
<b>Thin</b>	Mince	Sottile
<b>Throttle</b>	Accélérateur	Farfalla
<b>Thrust</b>	Poussée	Spinta
<b>Tie Rod</b>	Tirant	Tirante
<b>Tilt</b>	Inclinaison	Inclinazione
<b>Tilting</b>	Inclinable	Inclinazione
<b>Timer</b>	Minuterie	Timer
<b>Timing</b>	Minutage	Temporizzazione
<b>Toggle</b>	Bascule	Ginocchiera
<b>Tool</b>	Outil	Attrezzo
<b>Toolbox</b>	Boîte à outils	Cassetta attrezzi
<b>Toothed</b>	Dentelé(e)	Dentato

When ordering replacement parts, always give the machine's Serial Number and specify Part Number, Quantity & Description



<b>Top</b>	Dessus	Cima
<b>Tow</b>	Remorquer	Rimorchio
<b>Tow Ball</b>	Boule de remorquage	Sfera rimorchio
<b>Tow Bar</b>	Barre de remorquage	Barra rimorchio
<b>Tow Point</b>	Point de remorquage	Punto di rimorchio
<b>Track Rod</b>	Barre d'accouplement	Barra di accoppiamento
<b>Trailer</b>	Remorque	Rimorchio
<b>Transfer Gearbox</b>	Boîte de transfert intermédiaire	Scatola del cambio a trasferimento
<b>Transmission</b>	Transmission	Trasmissione
<b>Travel</b>	Course	Corsa
<b>Trunking</b>	Jonction	Circuito di collegamento
<b>Trunnion</b>	Tourillon	Perno di articolazione
<b>Tube</b>	Tube	Tubo
<b>Tubing</b>	Tubage	Tubazione
<b>Turbocharger (Turbo)</b>	Turbocompresseur	Turbocompressore
<b>Twin</b>	Jumelé	Gemello
<b>Type</b>	Type	Tipo
<b>Typical</b>	Typique	Tipico
<b>Tyre</b>	Pneu	Pneumatico

**U**

<b>Uncompressed</b>	Non comprimé	Decompresso
<b>Underside</b>	Dessous	Disotto
<b>Universal Joint (U/J)</b>	Joint universel / Croisillon	Giunto universale
<b>Union</b>	Raccord	Unione
<b>Unit</b>	Unité	Unità
<b>Un-Loader</b>	Déchargeur	Scaricatore
<b>Up</b>	Dessus	Su
<b>Update</b>	Mise à jour	Aggiornamento
<b>Usage</b>	Utilisation	Utilizzo

**V**

<b>Valve</b>	Vanne / Soupape	Valvola
<b>Variant</b>	Variante	Variante
<b>Vehicle</b>	Véhicule	Veicolo
<b>Voltage</b>	Tension	Voltaggio

**W**

<b>Wander Hose</b>	Flexible aspirateur	Tubo flessibile mobile
<b>Warning</b>	Avertissement	Avvertenza
<b>Washer</b>	Rondelle	Rondella

When ordering replacement parts, always give the machine's Serial Number and specify Part Number, Quantity & Description



<b>Water</b>	Eau	Acqua
<b>Wear</b>	Usure	Usura
<b>Weed Ripper</b>	Désherbage, dispositif de	Sarchiatore
<b>Welded</b>	Soudé	Saldato
<b>Wheel</b>	Roue	Ruota
<b>White</b>	Blanc(he)	Bianco
<b>Wide Sweep</b>	Balayage large	Curvatura larga
<b>Windscreen</b>	Pare-brise	Parabrezza
<b>Wiper</b>	Essuie-glace	Tergicristallo
<b>Wires</b>	Câblage	Fili
<b>Wiring - black, blue, brown, green, grey, orange, pink, purple, red, white yellow</b>	Câblage - noir, bleu, marron, vert, gris, orange, rose, violet, rouge, blanc jaune	Cablaggio Nero, Blu, Marrone, Verde, Grigio, Arancione, Rosa, Porpora, Rosso, Bianco Giallo
<b>Work Light</b>	Lampe de travail	
<b>X</b>		
<b>Xenon</b>	Xénon	Xenon
<b>Y</b>		
<b>Yellow</b>	Jaune	Giallo

When ordering replacement parts, always give the machine's Serial Number and specify Part Number, Quantity & Description



<b>ENGLISH</b>	<b>ESPAÑOL</b>	<b>SVENSKA</b>
<b>A</b>		
<b>Access</b>	Acceso	Tillgång
<b>Accessories</b>	Accesorios	Tillbehör
<b>Accelerator</b>	Acelerador	Gaspedal
<b>Actuator</b>	Accionador, servomotor	Aktiverare
<b>Adaptor (adapt)</b>	Adaptador (Adapt.)	Övergång
<b>Adapter Flange</b>	Brida del adaptador	Övergångsfläns
<b>Adaptor Plate</b>	Disco del adaptador	Övergångsplatta
<b>Adaptor, Straight</b>	Tramo recto del adaptador	Rak övergång
<b>Adjuster</b>	Regulador	Justering
<b>Adjuster Kit</b>	Juego regulador	Justeringsatts
<b>Adjuster Valve</b>	Válvula del regulador	Ventiljustering
<b>Adjustable</b>	Ajustable	Justerbar
<b>Aerial</b>	Antena	Antenn
<b>Air</b>	Aire	Luft
<b>Air Cleaner</b>	Purificador de aire	Luftrenare
<b>Air Conditioner</b>	Aire acondicionado	Luftkonditionering
<b>Air Cylinder</b>	Cilindro de aire	Luftcylinder
<b>Air Filter</b>	Filtro de aire	Luftfilter
<b>Air Manifold</b>	Distribuidor de aire	Luftfördelare
<b>Air Mass Meter</b>	Medidor de masa de aire	Luftmätare
<b>Air Feed</b>	Inyector de aire	Luftförsörjning
<b>Air Air Chute</b>	Conducto neumático	Dränering
<b>Air Outlet</b>	Salida de aire	Överskottsluft
<b>Air Muffler</b>	Silenciador de aire	Luftljuddämpare
<b>Air Pressure Regulator</b>	Regulador de presión del aire	Luftregulator
<b>Air Ram</b>	Aire a presión	Luftkolv
<b>Air Valve</b>	Válvula de aire	Luftventil
<b>Air Vent Pipe</b>	Tubería del sistema de ventilación	Luftventilsrör
<b>Alternator</b>	Alternador	Generator
<b>Alternator Interface</b>	Acoplamiento del alternador	Generatorfäste
<b>Aluminium (Alum)</b>	Aluminio (Alum.)	Aluminium
<b>Anchor</b>	Anclaje	Ankare
<b>Angle</b>	Ángulo	Vinkel
<b>Antiluce Fastener</b>	Elemento de sujeción "Antiluce"	Låsbeslag(sidodörr)

When ordering replacement parts, always give the machine's Serial Number and specify Part Number, Quantity & Description





<b>Amendment (Amdt.)</b>	Corrección (Correc.)	Rättelse/förbättring
<b>Amplifier</b>	Amplificador	Elektrisk förstärkare
<b>Arrangement</b>	Disposición	Arrangemang
<b>Ashtray</b>	Cenicero	Askkopp
<b>Assembly (Assy)</b>	Conjunto (Conj.)	Sätta ihop
<b>Auto Blanking</b>	Borrado automático	Automatisk stängning
<b>Automatic</b>	Automático	Automatisk
<b>Auxiliary</b>	Auxiliar	Extra
<b>Axle</b>	Eje	Axel
<b>Axle Beam</b>	Viga del eje	
<b>Axle Bolt</b>	Perno del eje	Axelbult
<b>Axle Breather</b>	Respiradero del eje	
<b>Axle Carrier &amp; Tube</b>	Tubo y soporte del eje	
<b>Axle Front</b>	Frontal del eje	Framaxel
<b>Axle Rear</b>	Trasera del eje	Bakaxel
<b>Axle Washer</b>	Arandela del eje	Axelbricka

**B**

<b>Back Plate</b>	Contraplato	Bakstycke
<b>Bag</b>	Bolsa	Säck
<b>Ball</b>	Bola	Kula
<b>Ball End</b>	Lado esférico	
<b>Ball Joint</b>	Rótula	
<b>Ball Valve</b>	Válvula de bola	Kulventil
<b>Bar</b>	Barra	Ramp
<b>Basin</b>	Vasija	Skål
<b>Battery</b>	Batería	Batteri
<b>Battery Housing</b>	Alojamiento de la batería	Batterikåpa
<b>Battery Terminals</b>	Bornes de la batería	Batteriterminal
<b>Battery Lead</b>	Cable de la batería	Batteribly
<b>Battery Tray</b>	Bandeja de la batería	Batteri platta
<b>Beacon</b>	Faro	Varningsljus
<b>Beacon Bar</b>	Barra del faro	Takramp varningsljus
<b>Beam</b>	Haz	Strålkastare
<b>Bearing</b>	Cojinete	Lager
<b>Bell Housing</b>	Carcasa del embrague	Svänghjulsåpa
<b>Bellows</b>	Fuelle	Bälg
<b>Belt</b>	Correa	Remm
<b>Black</b>	Negro	Svart
<b>Blanking</b>	Borrado	Stängning

When ordering replacement parts, always give the machine's Serial Number and specify Part Number, Quantity & Description



<b>Bleeper</b>	Emisor de tonos	Backvanare
<b>Blind Rivet</b>	Remache ciego	Popnit
<b>Block</b>	Bloque	Stänga/sätta igen
<b>Blue</b>	Azul	Blå
<b>Board</b>	Tablero	Skiva
<b>Body</b>	Cuerpo	Kropp
<b>Bolt</b>	Perno	Bult
<b>hex hd (hexagonal head)</b>	cab. hexag. (cabeza hexagonal)	Bult (sexkanthuvud)
<b>skt hd (socket head)</b>	cab. hueca (cabeza hueca)	Bult försänkt huvud
<b>csk hd (counter-sunk head)</b>	cab. avell. (cabeza avellanada)	
<b>Boom</b>	Brazo	Bom
<b>Boost</b>	Empujar	Högeffekt
<b>Bore</b>	Calibre	Borra
<b>Boss</b>	Refuerzo	Knopp
<b>Bottom</b>	Inferior	Nertill
<b>Bottle</b>	Botella	Flaska
<b>Box</b>	Cuadro	Låda
<b>Brace</b>	Abrazadera	Band
<b>Bracket (Brkt)</b>	Soporte (Sop.)	Konsoll
<b>Brake</b>	Freno	Broms
<b>Brass Wing Nut</b>	Tuerca de mariposa de latón	Mässingsvingmutter
<b>Breather</b>	Respiradero	Luftare
<b>Broom</b>	Escobilla	Kvast
<b>Brown</b>	Marrón	Brun
<b>Brush</b>	Escobilla	Borste
<b>Base</b>	Base	Bas
<b>Buffer</b>	Amortiguador	Dämpare
<b>Build</b>	Construir	Bygga
<b>Bulb</b>	Bombilla	Lampa
<b>Bulkhead</b>	Mampara	Skott (i tank)
<b>Bumper</b>	Parachoques	Kofångare
<b>Bump Stop</b>	Tope	Underkörningsskydd
<b>Bungee Cord</b>	Cuerda elástica	
<b>Bush</b>	Casquillo	Bussning
<b>Buzzer</b>	Zumbador	Summer
<b>Button</b>	Botón	Knapp

When ordering replacement parts, always give the machine's Serial Number and specify Part Number, Quantity & Description

**C**

<b>Cab</b>	Cabina	Hytt
<b>Cable</b>	Cable	Wire
<b>Caliper</b>	Calibrador	
<b>Cam Shaft</b>	Árbol de levas	Kamaxel
<b>Camera</b>	Cámara	Kamera
<b>Canopy</b>	Cúpula	Kanape
<b>Cap</b>	Tapa	Kåpa
<b>Capping</b>	Cubierta	
<b>Carabiner</b>	Mosquetón	Karbidhake
<b>Carrier</b>	Soporte	Bärare
<b>Case</b>	Caja	Fall
<b>Casing</b>	Carcasa	Hölje
<b>Catalogue</b>	Catálogo	Katalog
<b>Catch</b>	Fiador	Fånga
<b>Caution</b>	Precaución	Varning
<b>Centre</b>	Centro	Mitten
<b>Chain</b>	Cadena	Kedja
<b>Chassis</b>	Chasis	Chassie
<b>Check</b>	Control	Kontrollera
<b>Check Valve</b>	Válvula de retención	Kontrollventil
<b>Chute</b>	Conducto	Dränering
<b>Circlip</b>	Resorte circular	Buntband
<b>Circuit</b>	Circuito	Strömkrets
<b>Clamp</b>	Grapa	Klämma
<b>Cleaner</b>	Limpiador	Rengörare
<b>Clevis</b>	Horquilla	
<b>Clip</b>	Pinza	Klämma
<b>Clutch</b>	Embrague	Koppling
<b>Coach</b>	Carrocería	Kaross
<b>Coil</b>	Bobina	Spole
<b>Collar</b>	Casquillo	Krage
<b>Complete</b>	Completo	Slutföra
<b>Components</b>	Componentes	Komponent
<b>Compressor</b>	Compresor	Kompressor
<b>Cone</b>	Cono	Konisk
<b>Connector</b>	Conector	Kontaktor
<b>Connecting</b>	Conexión en curso	Ansluta
<b>Connection</b>	Conexión	Anslutning

When ordering replacement parts, always give the machine's Serial Number and specify Part Number, Quantity & Description



<b>Con Rod (Connecting Rod)</b>	Biela (Biela)	
<b>Continued (Cont.)</b>	Continuación (Cont.)	Fortsatt
<b>Control (Cntrl)</b>	Control (Cont.)	Kontroll
<b>Controller</b>	Controlador	Kontrollant
<b>Conventional</b>	Convencional	Vanlig
<b>Conversion (Conv)</b>	Conversión (Conv.)	Omställning
<b>Cooler</b>	Refrigerador	Kylare
<b>Cooling</b>	Refrigeración	Kylning
<b>Copper</b>	Cobre	Koppar
<b>Core</b>	Núcleo	Stomme
<b>Cotter</b>	Chaveta	Sprint/kil
<b>Coupling</b>	Acoplamiento	Koppling
<b>Cover</b>	Cubierta	Skydd
<b>Cowling</b>	Capó	
<b>Crank-case</b>	Cárter	Vevhus
<b>Cranked</b>	Acodado	Krökt
<b>Cross Member</b>	Travesaño	Tvärstag
<b>Crown Wheel</b>	Corona dentada	Kronhjul
<b>Curb</b>	Borde	Kansten
<b>Cylinder</b>	Cilindro	Cylinder

**D**

<b>Damper</b>	Amortiguador	Dämpare
<b>Deflector</b>	Deflector	Riktare
<b>Description</b>	Descripción	Beskrivning
<b>Details</b>	Detalles	Detaljer
<b>Detergent</b>	Detergente	Rengöring
<b>Diagram</b>	Diagrama	Diagram
<b>Dial</b>	Cuadrante	Ring
<b>Diaphragm</b>	Diafragma	Diafragma
<b>Diode</b>	Diodo	Diod
<b>Dipped Beam</b>	Luz de cruce	Halvljus
<b>Dipstick</b>	Varilla de nivel de aceite	Olje/mätsticka
<b>Dipstick guide</b>	Guía de la varilla de nivel de aceite	Markering oljesticka
<b>Dipstick tube</b>	Tubo de la varilla de nivel de aceite	Rör oljesticka
<b>Directional</b>	Direccional	Riktningvisare
<b>Dirt</b>	Suciedad	Smutts
<b>Disc/Disk</b>	Disco	Lamell

When ordering replacement parts, always give the machine's Serial Number and specify Part Number, Quantity & Description



<b>Display</b>	Pantalla	Skärm
<b>Distributor</b>	Distribuidor	Distributör
<b>Diverter</b>	Desviador de flujo	Omvändare
<b>Door</b>	Puerta	Dörr
<b>Double</b>	Doble	Dubbel
<b>Dowel</b>	Espiga	Plugg/tapp
<b>Down</b>	Abajo	Ner
<b>Dowty Seal</b>	Junta "Dowty"	
<b>Drag Link Tube</b>	Biela de arrastre	
<b>Drain Plug</b>	Tapón de drenaje	Dräneringsplug
<b>Drive</b>	Transmisión	Köra
<b>Drive Core</b>	Núcleo de la transmisión	Drivaxel
<b>Drive Coupling</b>	Acoplamiento de la transmisión	Drivkoppling
<b>Drive Dog</b>	Retén de la transmisión	
<b>Drive Flange</b>	Brida de la transmisión	Drivfläns
<b>Drive Motor</b>	Motor de la transmisión	Drivmotor
<b>Drive Pump</b>	Bomba de la transmisión	Drivpump
<b>Drive Shaft</b>	Eje de la transmisión	Drivaxel
<b>Drive Tube</b>	Tubo de la transmisión	
<b>Dual Sweep</b>	Doble barrido	Dubbelsug
<b>Dump Valve</b>	Válvula de descarga	Övertrycksventil
<b>Dust</b>	Polvo	Damm

**E**

<b>Earth, electrical (Ground)</b>	Tierra	Jord
<b>Eccentric</b>	Excéntrico	Eccentrix
<b>Elbow</b>	Codo	Vinkel
<b>Electric</b>	Eléctrico	Elektrisk
<b>Electrical</b>	Eléctrico	Elektriska
<b>Element</b>	Elemento	Beståndsdel
<b>Enclosure</b>	Caja	Omgivet
<b>End</b>	Extremo	Slut
<b>End Plate</b>	Placa de tope	Skyddsplatta
<b>End Cap</b>	Tapa de extremo	Skyddskåpa
<b>Engine</b>	Motor	Motor
<b>Exchange</b>	Intercambio	Växla
<b>Exhaust</b>	Escape	Avgaser
<b>Exhaust Gas Recirculation (EGR)</b>	Recirculación de los gases de escape (EGR)	Avgasventil (EGR)

When ordering replacement parts, always give the machine's Serial Number and specify Part Number, Quantity & Description



<b>Expansion</b>	Expansión	Expantion
<b>Extended</b>	Extendido	Förlängd
<b>Extension</b>	Extensión	Förlängning
<b>Extinguisher</b>	Extintor	Förlängare

**F**

<b>Fan</b>	Ventilador	Fläkt
<b>Fastener</b>	Sujeción	Fäste
<b>Feed</b>	Alimentación	Försörjning
<b>Female</b>	Hembra	Kvinna
<b>Filler</b>	Embudo	Filler
<b>Filter</b>	Filtro	Filter
<b>Finisher</b>	Unidad de acabado	Avslutare
<b>Fire</b>	Fuego	Eld
<b>First</b>	Primero	Första
<b>Fishtail</b>	Cola de pez	
<b>Fit</b>	Acoplar	Passa
<b>Fitting</b>	Conector	Montering/installation
<b>Fixing</b>	Fijación	Laga
<b>Flange</b>	Brida	Fläns
<b>Flap</b>	Aleta	Dörr / öppning
<b>Flash</b>	Centelleo	Blixt
<b>Flexible (Flexi)</b>	Flexible (Flex.)	Flexibel
<b>Floor</b>	Piso	Golv
<b>Floorplate</b>	Placa de piso	Golvplatta
<b>Flow</b>	Flujo	Flöde
<b>Fluid</b>	Líquido	Vätska
<b>Flywheel</b>	Volante	Stödhjul
<b>Foam</b>	Espuma	Skumm
<b>Fog</b>	Niebla	Dimma
<b>Foot</b>	Pie	Fot
<b>Forward</b>	Directa	Framåt
<b>Frame</b>	Bastidor	Ram
<b>Front</b>	Delantero	Fram
<b>Fuel</b>	Combustible	Drivmedel
<b>Function</b>	Función	Funktion
<b>Fuse</b>	Fusible	Säkring

When ordering replacement parts, always give the machine's Serial Number and specify Part Number, Quantity & Description

**G**

<b>Gain</b>	Ganancia	Vinna
<b>Galvanised</b>	Galvanizado	Galvaniserad
<b>Gantry</b>	Pórtico	Brygga/ställning
<b>Gas</b>	Gas	Gas
<b>Gas Strut</b>	Montante de gas	
<b>Gasket</b>	Junta	Packning
<b>Gauge</b>	Indicador	Tryckmätare
<b>Gauze</b>	Tela metálica	Flor(gasbinda)
<b>Gear</b>	Engranaje	Växel
<b>Geared</b>	Accionado por engranaje	Växlad
<b>Gearbox</b>	Caja de cambios	Växellåda
<b>General</b>	General	I allmänhet
<b>Glass</b>	Vidrio	Glas
<b>Glow Plug</b>	Bujía incandescente	Glödstift
<b>Gobbler (Nozzle Tilt)</b>	"Gobbler"	Tilt (sugbox)
<b>Grab</b>	Gancho	Fånga
<b>Grease</b>	Grasa	Smörja
<b>Greaser</b>	Engrasador	Fett
<b>Green</b>	Verde	Grön
<b>Grey</b>	Gris	Grå
<b>Grill</b>	Rejilla	Grill
<b>Grip</b>	Mango	Grepp
<b>Grub Screw</b>	Tornillo de presión	Avdragare
<b>Grommet</b>	Arandela	
<b>Guard</b>	Protección	Skydd
<b>Guide</b>	Guía	Guide

**H**

<b>Handbrake</b>	Freno de mano	Handbroms
<b>Hand</b>	Manual, a mano	Hand
<b>Hand Primer</b>	Bomba de mano	Handcreme
<b>Hand Wash</b>	Lavado a mano	Handtvätt
<b>Handle</b>	Asa	Handtag/vred
<b>Hanger</b>	Soporte colgante	Hängare
<b>Harness</b>	Mazo de cables	Sele
<b>Head</b>	Cabeza	Huvud
<b>Headlamp</b>	Faro	Strålkastare
<b>Heat</b>	Calor	Värme
<b>Heatshield</b>	Pantalla térmica	Värmeplåt

When ordering replacement parts, always give the machine's Serial Number and specify Part Number, Quantity & Description



<b>Heater</b>	Calentador	Värmare
<b>High Pressure</b>	Alta presión	Högtryck
<b>Hi Tip</b>	Punta alta	Högtippande
<b>Hinge</b>	Bisagra	Gångjärn
<b>Hinged</b>	Articulado	Gångjärns hängd
<b>Holder</b>	Portaherramientas	Hållare
<b>Hooks</b>	Ganchos	Krokar
<b>Hopper</b>	Tolva	Behållare
<b>Horn</b>	Claxon	Signalhorn
<b>Hose</b>	Tubo flexible	Slang
<b>Hose Tail</b>	Extremo de tubo flexible	Slangände
<b>Hot</b>	Caliente	Varm
<b>Hour Meter</b>	Cronómetro	Timräknare
<b>Housing</b>	Carcasa	Kåpa/skydd
<b>Hub</b>	Cubo	Centrum
<b>Hydraulic</b>	Hidráulico	Hydraulisk
<b>Hydrant</b>	Boca de riego	Brandpost
<b>Hydrant Filler</b>		Brandpost huvud
<b>Hydrant Hose</b>	Tubo flexible de la boca de riego	Brandpostslang
<b>Hydrostatic</b>	Hidroestático	Hydrostatisk

**I**

<b>Identification</b>	Identificación	Identifiering
<b>Idle</b>	Ralentí	Idealisk
<b>Ignition (Ign)</b>	Encendido (Enc.)	Tändning
<b>Illuminated</b>	Encendido	Eliminerad
<b>Illustrated</b>	Ilustrado	Illustrerad
<b>Illustration</b>	Ilustración	Illustration
<b>Impeller</b>	Propulsor	Impeller
<b>Inclusive</b>	Inclusivo	Inklusive
<b>Information (Info)</b>	Información (Info.)	Information
<b>In</b>	Dentro, entrada	In
<b>Inlet</b>	Admisión	Insläpp
<b>Inlet Cone</b>	Núcleo de admisión	Insläppskona
<b>Inlet Pipe</b>	Tubo de admisión	Insläppsrör
<b>Injection Pump</b>	Bomba de inyección	Injektionspump
<b>Injector</b>	Inyector	Injektör
<b>Injector Pipe</b>	Tubo del inyector	Injektorrör
<b>Input</b>	Entrada	Ingående

When ordering replacement parts, always give the machine's Serial Number and specify Part Number, Quantity & Description





<b>Inseal Strip</b>	Banda de estanqueidad	
<b>Insert</b>	Insertar	Lägga till
<b>Insertion</b>	Inserción	Insättande/tillägg
<b>Installation</b>	Instalación	Installation
<b>Instrument</b>	Instrumento	Instrument
<b>Insulator</b>	Aislante	Isolerare
<b>Inter Cooler</b>	Refrigerador intermedio	Laddluftkylare
<b>Interior</b>	Interior	Inredning
<b>Interim</b>	Intermedio	Interim
<b>Internal</b>	Interno	Invändig
<b>Item</b>	Elemento	Punkt/artikel

**J**

<b>Jet</b>	Chorro, inyector	Jet
<b>Joint</b>	Articulación	Punkt
<b>Joystick</b>	Palanca de control	Joystick
<b>Jubilee Clip</b>	Pinza "Jubilee"	Slangklämma
<b>Junction</b>	Unión	Korsning

**K**

<b>Key</b>	Tecla	Nyckel
<b>Key Switch</b>	Interruptor de llave, llave de contacto	Tändningslås
<b>Kerb</b>	Borde	Kantsten
<b>King Pin</b>	Pivote central	
<b>King Post</b>	Palo macho	
<b>Kit</b>	Juego	Satts
<b>Knob</b>	Mando	Knopp

**L**

<b>label</b>	Etiqueta	Etikett
<b>Lamp</b>	Lámpara	Lampa
<b>Work Lamp</b>	Lámpara de trabajo	Arbetsljus
<b>Head Lamp</b>	Lámpara de cabeza	Strålkastare
<b>Side Lamp</b>	Lámpara lateral	Positionsljus
<b>Lance</b>	Lanza	Munstycke
<b>Lap Joint</b>	Articulación de solape	Fogpunkt
<b>Large</b>	Grande	Stor
<b>Latch</b>	Pestillo	Regla/stänga
<b>Lead</b>	Plomo, avance	Bly
<b>L.E.D. (Light Emitting Diode)</b>	LED (diodo emisor de luz)	L.E.D diod
<b>Leash</b>	Correa	Remm

When ordering replacement parts, always give the machine's Serial Number and specify Part Number, Quantity & Description



<b>Left</b>	Izquierda	Vänster
<b>Left Hand Drive (LHD)</b>	Conducción por la izquierda (LHD)	Vänsterstyrning
<b>Leg</b>	Pata	Ben
<b>Length</b>	Longitud	Längd
<b>Lens</b>	Lentes	Glas
<b>Level</b>	Nivel	Nivå
<b>Lever</b>	Palanca	Spak/hävstång
<b>Lid</b>	Tapa	Lock
<b>Lift</b>	Levantar	Lyfta
<b>Lifting</b>	Levantamiento	Lyfter
<b>Light</b>	Luz	Ljus
<b>Side Light</b>	Luz lateral	Sidoljus
<b>Head Light</b>	Faro	Strålkastare
<b>Rear Light</b>	Luz trasera	Bakljus
<b>Brake Light</b>	Luz de freno	Bromsljus
<b>Interior Light</b>	Luz interior	Innebelysning
<b>Fog Light</b>	Luz antiniebla	Dimmljus
<b>Linch Pin</b>	Pasador con anilla abatible	
<b>Lining</b>	Revestimiento interior	Bromsbelägg/beklädnad
<b>Link</b>	Articulación	Länk
<b>Linkage</b>	Varillaje de mando	Länksystem
<b>Litre</b>	Litro	Liter
<b>List</b>	Lista	List
<b>Load</b>	Carga, cargar	Lasta
<b>Located</b>	Situado	Placerad
<b>Lock</b>	Cierre, bloqueo	Lås
<b>Locknut</b>	Contratuercas	Läsmutter
<b>Locker</b>	Taquilla	Skåp
<b>Locking</b>	Cierre	Låsa
<b>Long</b>	Largo	Lång
<b>Loom</b>	Cableado eléctrico	Hölje
<b>Loop</b>	Bucle	Förbinda
<b>Low Pressure</b>	Baja presión	Lågtryck
<b>Lower</b>	Inferior, bajar	Sänka
<b>Lubricant</b>	Lubricante	Smörjmedel
<b>Lubrication</b>	Lubricación	Smörjning

When ordering replacement parts, always give the machine's Serial Number and specify Part Number, Quantity & Description

**M**

<b>Machine</b>	Máquina	Maskin
<b>Magnet</b>	Imán	Magnet
<b>Magnetic</b>	Magnético	Magnetisk
<b>Main</b>	Principal	Huvud
<b>Male</b>	Macho	Man
<b>Management</b>	Gestión	Skötsel
<b>Manifold</b>	Distribuidor	Fördelare
<b>Manual</b>	Manual	Manual
<b>Manufactured</b>	Fabricado	Tillverkad
<b>Marker Lamp</b>	Luz de señalización	
<b>Master</b>	Principal	Huvud
<b>Master Cylinder</b>	Cilindro maestro	Huvudcylinder
<b>Maximum (Max)</b>	Máximo (Máx.)	Maximum
<b>Mesh</b>	Malla	Galler
<b>Metal</b>	Metal	Metall
<b>Meter</b>	Metro	Meter
<b>Micro Switch</b>	Microinterruptor	Mikrobrytare
<b>Minimum (Min)</b>	Mínimo (Mín.)	Minimum
<b>Mirror</b>	Espejo	Spegel
<b>Miscellaneous</b>	Varios	Ungefärlig
<b>Modified</b>	Modificado	Modifierad
<b>Module</b>	Módulo	Modul
<b>Monitor</b>	Monitor, controlar	Skärm
<b>Motor</b>	Motor	Motor
<b>Mount</b>	Montura	Montera
<b>Mounted</b>	Montado	Monterad
<b>Mounting</b>	Instalación, soporte	Montera
<b>Mud Flaps</b>	Aleta guardabarros	Stänkskydd
<b>Mud Guard</b>	Guardabarros	Stänkskärm
<b>Muffler</b>	Silenciador	Ljuddämpare
<b>Multi Function</b>	Multifunción, multiuso	Flerfunktion

**N**

<b>N/A (Not Applicable)</b>		
<b>Narrow</b>	Estrecho	Nära
<b>Near side</b>	Lado izquierdo	Nära sidan
<b>Negative</b>	Negativo	Negativ
<b>Neutral</b>	Neutral, punto muerto	Neutral
<b>New</b>	Nuevo	Ny

When ordering replacement parts, always give the machine's Serial Number and specify Part Number, Quantity & Description



<b>Nipple</b>	Manguito	Nippel
<b>No. (Number)</b>	Número	Nummer
<b>Non Return</b>	Sin retorno	Ingen återvändo
<b>Normal</b>	Normal	Normal
<b>Note</b>	Nota	Not
<b>Nozzle</b>	Boquilla	Munstycke
<b>Number</b>	Número	Nummer
<b>Numerical</b>	Numérico	Numrerad
<b>Nut</b>	Tuerca	Mutter
<b>Nyloc Nut</b>	Tuerca "Nyloc"	Nylocmutter
<b>Hex Nut</b>	Tuerca hexagonal	Mutter sexkant
<b>Plain Nut</b>	Tuerca lisa	Plan mutter
<b>Self Locking Nut</b>	Tuerca autoblocante	Låsmutter
<b>Thin Nut</b>	Tuerca fina	Mutter (tunn)
<b>Nylon Tube</b>	Tubo de nilón	Nylonslang
<b>o</b>		
<b>Obsolete</b>	Obsoleto	Föråldrad
<b>Off</b>	Apagado	Av
<b>Off Side</b>	Lado derecho	Vid sidan av
<b>Oil</b>	Aceite	Olja
<b>Olive</b>	Oliva	Oliv
<b>On</b>	Encendido	På
<b>Open</b>	Abrir	Öppen
<b>Opened</b>	Abierto	Öppnad
<b>Opening</b>	Apertura, abertura	Öppning
<b>Operating</b>	Funcionamiento	Köra
<b>Option</b>	Opción	Tillbehör
<b>Optional</b>	Opcional	Valfri/frivillig
<b>Orange</b>	Naranja	Orange
<b>Original</b>	Original	Orginal
<b>O Ring</b>	Junta tórica	O ring
<b>Out (Extended)</b>	Fuera	
<b>Outer</b>	Exterior	Yttre
<b>Outlet</b>	Salida	Överskott
<b>Output</b>	Producción	Utkommande
<b>Overhead</b>	En cabeza	Över huvudet
<b>Overload</b>	Sobrecarga	Överlasta

When ordering replacement parts, always give the machine's Serial Number and specify Part Number, Quantity & Description

**P**

<b>Packer</b>	Tapón estanco	Packare
<b>Panel</b>	Panel	Panel
<b>Part</b>	Pieza	Del
<b>Pedal</b>	Pedal	Pedal
<b>Pick-up (sensor)</b>	Elegir	Sensor
<b>Pilot (pressure)</b>	Piloto	Pilot (tryck)
<b>Pin</b>	Pasador	Pinne
<b>Pinion</b>	Piñón	Pinjong
<b>Pink</b>	Rosa	Rosa
<b>Pipe</b>	Tubo (rígido)	Rör
<b>Piping</b>	Tubería	Rördragning
<b>Piston</b>	Pistón	Kolv
<b>Pivot</b>	Pivote	Styrtapp
<b>Plastic</b>	Plástico	Plast
<b>Plate</b>	Disco, placa	Tallrik
<b>Plinth</b>	Base	Plint
<b>Plug</b>	Enchufe, tapón	Plugg
<b>Point</b>	Punto	Punkt
<b>Poppet Valve</b>	Válvula de resorte	
<b>Ports</b>	Puertos	Port/öppning
<b>Position</b>	Posición	Position
<b>Positioned</b>	Colocado	Placerad
<b>Post</b>	Poste, borna	Stolpe/stötta
<b>Potentiometer</b>	Potenciómetro	Potensiometer
<b>Power</b>	Potencia	Ström
<b>Pneumatic (See Also Air)</b>	Neumático (véase también Aire)	Pneumatisk
<b>Pressure</b>	Presión	Tryck
<b>Primer</b>	Cebador	Primer
<b>Production</b>	Producción	Produktion
<b>Prop</b>	Apoyo	Stöd/palla under
<b>Propshaft</b>	Árbol de transmisión	Kardanaxel
<b>Pull</b>	Tirar, tracción	Drag
<b>Pulley</b>	Polea	Remskiva
<b>Pulsation</b>	Pulsación	Pulserande
<b>Pulse</b>	Pulso	Puls
<b>Pump</b>	Bomba	Pump
<b>Purple</b>	Púrpura	Lila

When ordering replacement parts, always give the machine's Serial Number and specify Part Number, Quantity & Description



	Push	Empujar, empuje	Tryck
<b>Q</b>			
	Quick Release	Suelta rápida	Snabbkoppling
<b>R</b>			
	Radiator (Rad)	Radiador (Rad.)	Kylare
	Raise	Levantar	Lyfta
	Raised	Levantado	Lyft
	Ram	Pistón	Kolv
	Ratio	Relación	Radie
	Rear	Trasero	Bak
	Red	Rojo	Röd
	Reducer	Reductor	Reducerare
	Reducing	Reducción, reduciendo	Reducera
	Reduction	Reducción	Reducering
	Reel	Carrete	Hjul
	Refer	Ver	Referera
	Refill	Rellenar	Återfylla
	Regulator	Regulador	Regulator
	Related	Relacionado	Besläktad
	Relay	Relé	Relä
	Release	Liberación	Lösgöra
	Relief Valve	Válvula de descarga	Övertrycksventil
	Remote	Remoto	Mottagare
	Repair	Reparar	Reparera
	Replacement	Sustitución	Ersätta
	Resister	Registrar, registro	Motstånd
	Restrictor	Estrangulador	Strypning
	Retainer	Fiador	Förskottshyra
	Retaining	Retención	
	Return	Retorno	Återvända
	Reverse	Inverso	Backa
	Reversing	Inversión	Backa
	Right	Derecha	Höger
	Right Hand Drive (RHD)	Conducción por la derecha (RHD)	Högerstyrd
	Rim	Llanta	Kant/fals
	Ring	Anillo	Ring
	Road	Carretera	Väg
	Rod	Varilla	Rulle

When ordering replacement parts, always give the machine's Serial Number and specify Part Number, Quantity & Description



<b>Rolling</b>	Rodamiento	Rullande
<b>Rotary</b>	Giratorio, rotativo	Roterande
<b>Rotate</b>	Girar	Rotera
<b>Rotating</b>	Giratorio, rotativo	Rotera
<b>Rotation</b>	Giro	Rotation
<b>Rubber</b>	Goma	Gummi

**S**

<b>Safety</b>	Seguridad	Säkerhet
<b>Scraper</b>	Escariador	Skrapa
<b>Screen</b>	Filtro, pantalla	Galler
<b>Screw</b>	Tornillo	Skruv
<b>csk hd (counter-sunk head)</b>	Cab. avell. (cabeza avellanada)	
<b>Hex hd (hexagonal head)</b>	Cab. hexag. (cabeza hexagonal)	Skruv sexkant
<b>skt hd (socket head)</b>	Cab. hueca (cabeza hueca)	Skruv (fösänkt)
<b>Seal</b>	Junta	Tätning
<b>Sealant</b>	Sellante	Flytande tätningmedel
<b>Sealing</b>	Sellado	Täta
<b>Seat</b>	Asiento	Säte
<b>Securing</b>	Fijación	Säkra
<b>Selector Shaft</b>	Eje selector	Väljaraxel
<b>Self Tapping</b>	Aterrajado automático	Självdränerande
<b>Sender</b>	Conmutador selector	Sändare
<b>Sensor</b>	Sensor	Sensor
<b>Separation</b>	Separación	Separerat
<b>Serial</b>	Serie	Serie
<b>Service Exchange (S/EX)</b>	Intercambio de servicio	Utbytesdel
<b>Setscrew</b>	Tornillo de fijación	Sättskruv
<b>Shaft</b>	Eje	Skaft
<b>Shells</b>	Cuerpos	Snäckor
<b>Shield</b>	Protector	Skjöld
<b>Shim</b>	Suplemento	Shims
<b>Shock Absorber</b>	Amortiguador	Stötdämpare
<b>Shoe</b>	Zapata	Sko
<b>Short</b>	Corto	Kort
<b>Shovel</b>	Pala	Skyffel
<b>Side Access Door</b>	Puerta de acceso lateral	Sidodörr
<b>Sight</b>	Vista	Sikt

When ordering replacement parts, always give the machine's Serial Number and specify Part Number, Quantity & Description



<b>Silencer</b>	Silenciador	Ljuddämpare
<b>Silicon</b>	Silicona	Silikon
<b>Single</b>	Único, sencillo	Enkel
<b>Skirt</b>	Faldón	Kjol
<b>Slate</b>	Pizarra	
<b>Sleeve</b>	Manguito	Muff
<b>Slew</b>	Pivotar	Svänga/slira
<b>Slewing</b>	Pivotaje	Svängande/slirande
<b>Sliding</b>	Deslizamiento	Glidande
<b>Slotted</b>	Ranurado	Spräckat
<b>Small</b>	Pequeño	Liten
<b>Socket</b>	Casquillo	Socket
<b>Solenoid</b>	Solenoide	Solenoid
<b>Spacer</b>	Separador	Distans
<b>Spare</b>	Repuesto	Reserv
<b>Speakers</b>	Altavoces	Högtalare
<b>Special</b>	Especial	Special
<b>Speed</b>	Velocidad	Fart
<b>Spherical</b>	Esférico	Klotformig
<b>Spigot</b>	Espiga	Rör
<b>Spindle</b>	Husillo	Spindel
<b>Splined</b>	Acanalado	Flisad/splittrad
<b>Splinter</b>	Partícula	Skärva/splitter
<b>Split Pin</b>	Chaveta hendida	Låspinne
<b>Splitter</b>	Separador	Fördelare
<b>Spray</b>	Pulverizador, rociador	Spaya
<b>Spring</b>	Muelle	Fjäder
<b>Stabiliser</b>	Estabilizador	Stabiliserare
<b>Stabilising</b>	Estabilización	Stabilisera
<b>Stack</b>	Pila	Fullpropad med
<b>Standard</b>	Estándar	Standard
<b>Standpipe</b>	Tubo vertical	Vattenpost
<b>Starter</b>	Motor de arranque	Startmotor
<b>Steel</b>	Acero	Stål
<b>Steering</b>	Dirección	Styrning
<b>Stem</b>	Vástago	Stoppa
<b>Stiffener</b>	Contrafuerte, larguero	Förtjockare
<b>Stop</b>	Parar	Stopp
<b>Storage</b>	Almacenamiento	Lagra

When ordering replacement parts, always give the machine's Serial Number and specify Part Number, Quantity & Description





<b>Stowage</b>	Estiba	Stuvningsutrymme
<b>Straight</b>	Recto	Rakt
<b>Strap</b>	Tira de sujeción	Sätta fast
<b>Strip</b>	Banda	Ta bort
<b>Strut</b>	Puntal	Balk/stötta
<b>Stub</b>	Tope	Stump/talong
<b>Stud</b>	Espárrago	
<b>Studded</b>	Con pasador	
<b>Studding</b>	Pasante	
<b>Sub Frame</b>	Bastidor auxiliar	Underram
<b>Suction Box</b>	Caja de succión	
<b>Suction Fan</b>	Ventilador de succión	Sugfläkt(turbin)
<b>Suction Nozzle</b>	Boquilla de succión	Sugmunstycke
<b>Sump</b>	Sumidero	Oljetråg
<b>Supply</b>	Suministro	Förse
<b>Support</b>	Asistencia, soporte	Stödja
<b>Suppression</b>	Supresión	Undertryck
<b>Suspension</b>	Suspensión	Fjädring
<b>Sweep</b>	Barrido	Sopa
<b>Sweeping</b>	Barrido, barriendo	Sopa
<b>Swing</b>	Oscilación	Svänga
<b>Switch</b>	Interruptor	Brytare
<b>Switches</b>	Interruptores	Brytare
<b>Swivel</b>	Giratorio	Svängbar
<b>System</b>	Sistema	System

**T**

<b>Tab Washer</b>	Arandela con lengüeta	
<b>Tachograph</b>	Tacógrafo	Färdskrivare
<b>Tachometer</b>	Tacómetro	Hastighetsmätare
<b>Tandem</b>	Tándem	Tandem
<b>Tank</b>	Tanque	Tank
<b>Tapered</b>	Cónico	Avsmalnande
<b>Taper Lock</b>	Cierre cónico	Plugg
<b>Tee Key</b>	Llave en T	Gren
<b>Temperature (Temp)</b>	Temperatura (Temp.)	Temperatur
<b>Template</b>	Plantilla	Mall
<b>Tensioner</b>	Tensor	Sträckare
<b>Terminal</b>	Terminal	Terminal
<b>Test</b>	Prueba	Test

When ordering replacement parts, always give the machine's Serial Number and specify Part Number, Quantity & Description



<b>Thermostat</b>	Termostato	Termostat
<b>Thick</b>	Espeso	Tjock
<b>Thimble</b>	Dedal	Fingerborg
<b>Thin</b>	Delgado	Smal
<b>Throttle</b>	Regulador de gases	Trottel
<b>Thrust</b>	Empuje	Tryck
<b>Tie Rod</b>	Barra de acoplamiento transversal de la dirección	
<b>Tilt</b>	Inclinar	Tilt
<b>Tilting</b>	Inclinación	Tilta
<b>Timer</b>	Temporizador	Timer
<b>Timing</b>	Sincronización	Tids anpassa
<b>Toggle</b>	Báscula	Vippa
<b>Tool</b>	Herramienta	Verktyg
<b>Toolbox</b>	Caja de herramientas	Verktygslåda
<b>Toothed</b>	Dentado	Signalhorn
<b>Top</b>	Superior	Topp
<b>Tow</b>	Remolque	Dra / bogsera
<b>Tow Ball</b>	Bola de remolque	Dragkula
<b>Tow Bar</b>	Barra de remolque	Dragkrok
<b>Tow Point</b>	Punto de remolque	Dragpunkt
<b>Track Rod</b>	Tirante transversal	
<b>Trailer</b>	Remolque	Släp
<b>Transfer Gearbox</b>	Caja de cambios transferencia, caja transfer	Tillsattsväxellåda
<b>Transmission</b>	Transmisión	Transmission
<b>Travel</b>	Recorrido, viaje	Resa
<b>Trunking</b>	Unión	
<b>Trunnion</b>	Muñón	
<b>Tube</b>	Tubo	Rör
<b>Tubing</b>	Sistema de tuberías	Rördragning
<b>Turbocharger (Turbo)</b>	Turbocompresor (Turbo)	Turbo
<b>Twin</b>	Gemelo, bimotores	Dubbel
<b>Type</b>	Tipo	Typ
<b>Typical</b>	Típico	Typisk
<b>Tyre</b>	Neumático	Däck

When ordering replacement parts, always give the machine's Serial Number and specify Part Number, Quantity & Description

**U**

<b>Uncompressed</b>	No comprimido	Okomprimerad
<b>Underside</b>	Inferior	Undersida
<b>Universal Joint (U/J)</b>	Junta cardánica (U/J)	Knutkors
<b>Union</b>	Unión	Förena
<b>Unit</b>	Unidad	Del
<b>Un-Loader</b>	Descargador	Avlastning
<b>Up</b>	Arriba	Upp
<b>Update</b>	Actualizar	Uppdatera
<b>Usage</b>	Uso	Andvändning

**V**

<b>Valve</b>	Válvula	Ventil
<b>Variant</b>	Variante	Variant
<b>Vehicle</b>	Vehículo	Fordon
<b>Voltage</b>	Tensión	Volt

**W**

<b>Wander Hose</b>	Tubo flexible móvil	Sugslang (lövsug)
<b>Warning</b>	Advertencia	Varning
<b>Washer</b>	Arandela	Bricka
<b>Water</b>	Agua	Vatten
<b>Wear</b>	Desgaste	Slitage
<b>Weed Ripper</b>	Escardador	Ogräs
<b>Welded</b>	Soldado	Svetsad
<b>Wheel</b>	Rueda	Hjul
<b>White</b>	Blanco	Vit
<b>Wide Sweep</b>	Barrido amplio	Vals
<b>Windscreen</b>	Parabrisas	Vindruta
<b>Wiper</b>	Limpiaparabrisas	Torkare
<b>Wires</b>	Cables	Ledningar
<b>Wiring</b>	Cableado	Ledningsdragning
<b>Black,</b>	Negro,	Svart
<b>Blue,</b>	Azul,	Blå
<b>Brown,</b>	Marrón,	Brun
<b>Green,</b>	Verde,	Grön
<b>Grey,</b>	Gris,	Grå
<b>Orange,</b>	Naranja,	Orange
<b>Pink,</b>	Rosa,	Rosa
<b>Purple,</b>	Púrpura,	Lila
<b>Red,</b>	Rojo,	Röd
<b>White</b>	Blanco	Vit
<b>Yellow</b>	Amarillo	Gul
<b>Work Light</b>	Lámpara de trabajo	Arbetsljus

When ordering replacement parts, always give the machine's Serial Number and specify Part Number, Quantity & Description

**X**

<b>Xenon</b>	Xenón	Xenon
--------------	-------	-------

**Y**

<b>Yellow</b>	Amarillo	Gul
<b>Yoke</b>	Horquilla	Sammankoppla

When ordering replacement parts, always give the machine's Serial Number and specify Part Number, Quantity & Description