



ILLUSTRATED PARTS CATALOGUE

SCARAB TRUCK-MOUNTED SWEEPERS - CANbus

Incorporating Merlin XP

When re-ordering this document please quote the following part number:

Manual Z031382

Original Issue Jan 2005
Amendment 1 May 2006
Amendment 2 Aug 2006

This manual is published by the Technical Publications Department of Scarab Sweepers Limited and every effort is made to ensure that the information it contains is correct at the time of publication. Due to a policy of continuous development, however, the Company reserves the right to alter the specification and to supply when so altered without reference to illustrations and descriptions in this manual.

Scarab Sweepers Limited

Pattenden Lane, Marden, Kent TN12 9QD, England

Telephone: 01622 831006
International: +44 1622 831006
e-mail: scarab@scarab-sales.com

Fax: 01622 832417
International +44 1622 832417
Web site: www.scarab-sweepers.com

IMPORTANT NOTICE TO USERS

It is imperative that the correct model is **FULLY** identified when procuring replacement parts for your Scarab Sweeper. To avoid unnecessary confusion and delays caused by incorrectly ordered parts, please refer to the Vehicle Serial Number (CE) Plate and take note of the vehicle's number,

NOTE:

The Serial Number Plate is located on the left hand side of the sub-frame, on the rear face of the suction spigot mounting and inboard of the suction nozzle lifting ram.

The example shown here is for guidance only.



This information **MUST** accompany **EVERY** parts order to ensure that the correct parts are supplied.

HOW TO USE THIS ILLUSTRATED PARTS CATALOGUE

INTRODUCTION

This Illustrated Parts Catalogue has been organised to facilitate ease of use when identifying and procuring replacement parts for the Scarab Merlin and Magnum Sweepers. The information content has been arranged into a number of separate sections, each dealing with a specific aspect or sub-system of the machine. Each section is self-contained complete with its own table of contents. Where relevant, cross-references from one section to another have been included to enable the user to quickly navigate to the information that gives the required level of detail; for example, a hydraulic pump and motor could be identified in Section B - Transmission, as part of that system, but for details of replacement parts the reader would be directed to Section F - Hydraulic System and Equipment.

USING THE PARTS LISTS

The breakdown structure within each parts list reflects the inter-relationship of the various components in what is, loosely, an assembly/disassembly order, however, it must be stressed that this is not necessarily a true reflection of factory assembly/disassembly procedures, but is used to show logical groups of components. The order of information (L to R) is: Item/Part No./Quantity/Description. The first item on a parts list (the main assembly in question) is always shown in bold uppercase, thus:

065432 1 **DESCRIPTION OF MAIN ASSY**

The succeeding parts generally fall into two categories, namely breakdown parts i.e. sub assemblies and/or piece parts attaching parts i.e. bolts, screws, nuts, washers etc. or .

Attaching parts always immediately follow the assembly, sub-assembly or piece part to which they relate and are indented, for example:

	065432	1	DESCRIPTION OF MAIN ASSY
012345	4	.	Screw, hex hd, M25 x 100 mm long
012346	4	.	Nut, hex, Nyloc, M12

The breakdown parts are then listed as described earlier in this paragraph with each successive level being indented from its own parent level (as in the foregoing example, attaching parts are listed first), as follows:

	065432	1	DESCRIPTION OF MAIN ASSY
	012345	4	. Screw, hex hd, M25 x 100 mm long
	012346	4	. Nut, hex, Nyloc, M12
1	064321	1	. Sub-Assy 1 of Main Assy
	012356	2	. . Screw, skt hd, M6 x 30 mm long
	012344	2	. . Washer, plain, 6 mm
	012355	2	. . Nut, hex, Nyloc, M6
2	045678	1	. . Sub-Sub-Assy 1 of Sub-Assy 1
3	032145	1	. . . Piece part 1 of Sub-Sub-Assy 1
4	032146	1	. . . Piece part 2 of Sub-Sub-Assy 1
5	032187	1	. . . Piece part 3 of Sub-Sub-Assy 1
6	045678	1	. . Sub-Sub-Assy 2 of Sub-Assy 1
7	032142	1	. . . Piece part 1 of Sub-Sub-Assy 2
8	032149	1	. . . Piece part 2 of Sub-Sub-Assy 2
9	064321	1	. Sub-Assy 2 of Main Assy
	012356	2	. . Screw, skt hd, M6 x 30 mm long
	012344	2	. . Washer, plain, 6 mm
	012355	2	. . Nut, hex, Nyloc, M6etc.

As the parts list develops it can be seen how the individual items comprising the Main Assembly are related and how this relationship is shown by indenting. In some cases these might be actual factory sub-assemblies but they could equally be logical groupings of items that are related to one another, such as a gearbox shaft, the gears that fit on that shaft and the bearings that the shaft runs in.

ITEM REFERENCE NUMBERS

Item reference numbers are used to cross-refer items from the parts lists to their associated illustrations and vice-versa. Normally, all items other than attaching parts are given a number, however, there are two exceptions:

Attaching parts that are not standard items e.g. a special screw, are given an item reference number.

Items that are not illustrated for a particular reason, e.g. where one half of a handed assembly is already illustrated, or where illustration of that item is superfluous, are listed as not illustrated **(NI)**.

SCARAB PARTS & SERVICE PROVIDERS

AUSTRALIA

Rosmech Sales & Service Pty. Ltd.
30 Stanbel Road
Salisbury Plains SA 5109
Tel: +61 8 8182 7777

AUSTRIA

Kommunal Maschinen Handel
ARTMANN GmbH
Sonnengasse 7
A-7203 WIESEN
Tel: 02626/83706

BELGIQUE

MOL Cy nv
VDK Waste Systems
Dikstmuidesteeweg
B-8830
Hooglede
Tel: 51 701681

CZECH REPUBLIC

Atec Services s.r.o.
Orlovska 22
713 00 Ostrava, Czech
Tel: 69 622 3042

DEUTSCHLAND

Terra-Trade
Terra-Vertlieb & Kundendienst West
Kruger & Co KG
Gewerbegebiet Nord
Lauchaer Höhe
D-99880 Waltershausen
Tel: 3622 6410

ESPAGNE

Piquersa
Ctra. Nac. 340 km 445
Rotonda Los Callejones s/n
04009
Almeria
Tel: 950 62 50 60

FRANCE

Dominique Declercq Distribution
Avenue d'Immercourt ZI Est
62000
Arras
Tel: 3 212 27590

HELLAS

D F Sarantopoulos
210 Lenorman Street
104 43 Athens
Tel: 1 51 46 411

IRELAND

National Sweepers Sales & Plant Ltd.
Unit 2D, Kylemore Ind. Est., Kileen,
Dublin 10
Tel: 353 1 6234354

ISRAEL

Gad-El Ltd.
Keren Hayesod St. 25
Kiryat-Ata 28103
Israel
Tel: 972 4 8728594

ITALIA

Sicas Euroclean Srl.
20089 ROZZANO (ML)
Via Silvio Pellico 2
Milan
Tel: 02 9040111

MAGYAR

Terra Mobile
Lauchaer Höhe
D-99880 Waltershausen
Tel: 3622 6410

NEDERLANDS

DHM
Houtstraat 2A
8471 ZX Wolvega
Tel: 561 611 611

NEW ZEALAND

Rosmech Sales & Service Pty. Ltd.
30 Stanbel Road
Salisbury Plains SA 5109
Tel: +61 8 8182 7777

NORTHERN IRELAND

McCreath Taylor (NI) Ltd.
Unit 5, Flush Park Ind. Est.
Knockmore Road,
Lisburn
Co. Antrim BT28 2DX
Tel: 02892 662756

NORVEGE

C. Grindvold A/S
Ostre Aker Vei 260
0976 Oslo
Norway
Tel No 00 47 22 82 0000

OMAN

Alfairuz Trading & Cont Co Ltd.
P.O. Box 330
Postal Code 113
Muscat
Tel: 968 561399

POLSKA

Arcon Polska Sp. z.o.o.
ul. Baletowa 14
02-867 Warszawa
Polska
Tel: 22 648 08 10

PORTUGAL

Silvia Ltd.
Avenida Infante Santo, 53, r/c Esq
1300 Lisboa
Tel: 1 397 40 18

QATAR

Al-Attiya Motors
9 Trading Co
P.O. Box 2754
Doha
State of Qatar
Tel: 44 20520

РОССИЙСКАЯ ФЕДЕРАЦИЯ

Terra Mobile
Lauchaer Höhe
D-99880 Waltershausen
Tel: 3622 6410

SCOTLAND

Applied Sweepers Ltd.
Bankside, Falkirk
FK2 7XE
Tel: 01324 611666

SERBIA

Farm Industries doo
Vejka Petrovica 6
Novi Sad 21000
Serbia
Tel: 381 21 450391

SVERIGE

REN VÅG AB
Gronbogartan 2
503 68 Boras
Tel: 33 106460

TAIWAN

Heising Enterprise & Trading Co Ltd.
186, Nanking East Road
Sec 4, Tapei 105
(PO Box 36-113)
Taiwan
Tel: 225 789818

TURKEY

Tatmak
Istanbul Cad
No 8/a Gokturk
Kemberburgaz
Istanbul
Turkey
Tel: 92 12322 1200

UK (Northern England)

Londonderry Garage Ltd.
Londonderry, Northallerton
North Yorkshire DL7 9NB
Tel: 01677 422185

UK (England & Wales)

Scarab Sweepers Ltd.
Pattenden Lane
Marden
Kent TN12 9QD
Tel: 01622 831006
Fax: 01622 832417

УКРАИНА

WORDTEKS
22A Geroev Stalingrada Street
18016 Cherkassy
Tel: 38 0472 323644

UNITED ARAB EMIRATES

Matrix
PO Box 7674
Abu Dhabi
UAE
Tel: 971 2554 6070

WARRANTY STATEMENT

1. Scarab Sweepers Limited (hereinafter referred to as the Company) warrants that (subject to the other provisions of the published Terms and Conditions of Sale - available upon request) upon delivery and for a period of 12 months from the date of actual delivery, or 2,000 running hours from the date of actual delivery whichever is sooner, the Goods correspond with their specification at the time of delivery, and will be free from defects in materials and workmanship.
2. The Company does not warrant the condition or quality of any used Goods supplied to the Customer, or other truck manufacturers' chassis cab content or to the engine fitted in the Scarab Minor Sweeper or to any other component not manufactured by the Company and any such warranty claims must be submitted to the manufacturer of that component, or their locally appointed agent.
3. The Company shall not be liable for a breach of any of the warranties in condition 1 unless the Customer gives written notice of the defect to the Company, and (if the defect is as a result of damage in transit) to the carrier, within 7 days of the time when the Customer discovers or ought to have discovered the defect.
4. The Company shall not be liable for a breach of any of the warranties in condition 1 if the Customer makes any further use of such Goods after giving such notice, the defect arises because the Customer failed to follow the Company's oral or written instructions as to the storage, installation, commissioning, use or maintenance of the Goods or (if there are none) good trade practice, or the Customer alters or repairs such Goods without the written consent of the Company, or uses non genuine parts to effect a repair.
5. The following consumable items listed are excluded from the Company warranty:
 - all fuel oils,
 - antifreeze,
 - all brush link pivots and bushes,
 - wander hoses, suction nozzles,
 - body inlet ducts, wearing plates,
 - high pressure water pump piston seals and valves,
 - door seals,
 - inlet seals,
 - batteries,
 - tyres,
 - all brushes,
 - lift cables,
 - rubber skirts,
 - suction nozzle wheels,
 - flap trunking,
 - deflectors,
 - screens flaps or blanking plates,
 - water pump diaphragm valves and water jets,
 - all filter strainers and elements,
 - windows,
 - glass mirrors,
 - light bulbs,
 - fuses,
 - brake lining pads,
 - auxiliary drive belts and any other part normally regarded as consumable.
6. Any parts replaced under the terms of this warranty will be covered by the unexpired portion of this warranty.
7. Subject to conditions 3 and 4, if any of the Goods do not conform with any of the warranties in condition 1 the Company shall at its option repair or replace such Goods (or the defective part) or refund the price of such Goods at the pro rata Contract rate provided that, if the Company so requests, the Customer shall, at the Customer's expense, remove the defective Goods or part of such Goods and return the Goods or the part of such Goods which is defective to the Company. Parts replaced under warranty will be delivered by the Company FOB port of exportation.
8. If the Company complies with the terms contained in this statement it shall have no further liability for a breach of any of the warranties in condition 1 in respect of such Goods.
9. No representative or agent of Scarab Sweepers Limited has the authority to add or to vary these Warranty Conditions except with the Company's official confirmation in writing from Scarab Sweepers Limited, head office in Marden Kent, England.

For further information, please refer to the Company's Terms & Conditions of Sale. In the event of conflict between this Warranty Statement and the Company's Terms & Conditions of Sale the latter will prevail.



REMEMBER, ACCIDENTS DON'T JUST HAPPEN, THEY ARE CAUSED.

1. Before driving the vehicle, ensure that **ALL** relevant Vehicle Checks have been completed.
2. Before starting the engine, ensure that **ALL** controls are switched **OFF** and that the vehicle is in **NEUTRAL**.
3. Before raising the hopper or working on the machine, ensure that it is positioned on firm, level ground that the engine is stopped, the ignition key is removed and that the parking brake is applied.
4. Before operating the hopper tip or rear door control, ensure that there is sufficient clearance and that it is safe to do so.
5. Always use the hopper prop when working under a **RAISED** hopper.
6. Do **NOT** overload the hopper.
7. Do **NOT** drive the vehicle with the hopper in the **RAISED** position.
8. High pressure water can be hazardous and misuse can result in serious injury. Always wear suitable eye protection and exercise extreme care when operating the high pressure water pump and lance. Never direct the jet at other persons. Beware of electrical installations on buildings, lamp standards and other structures.
9. Do **NOT** permit the suction fan to become excessively dirt encrusted, this will cause an imbalance resulting in vibration levels that can shorten the life and, in extreme cases cause failure, of the motor/bearings and associated components.
10. Observe **ALL** operating/maintenance instructions and advice. These are intended to ensure that your sweeper operates safely and efficiently.

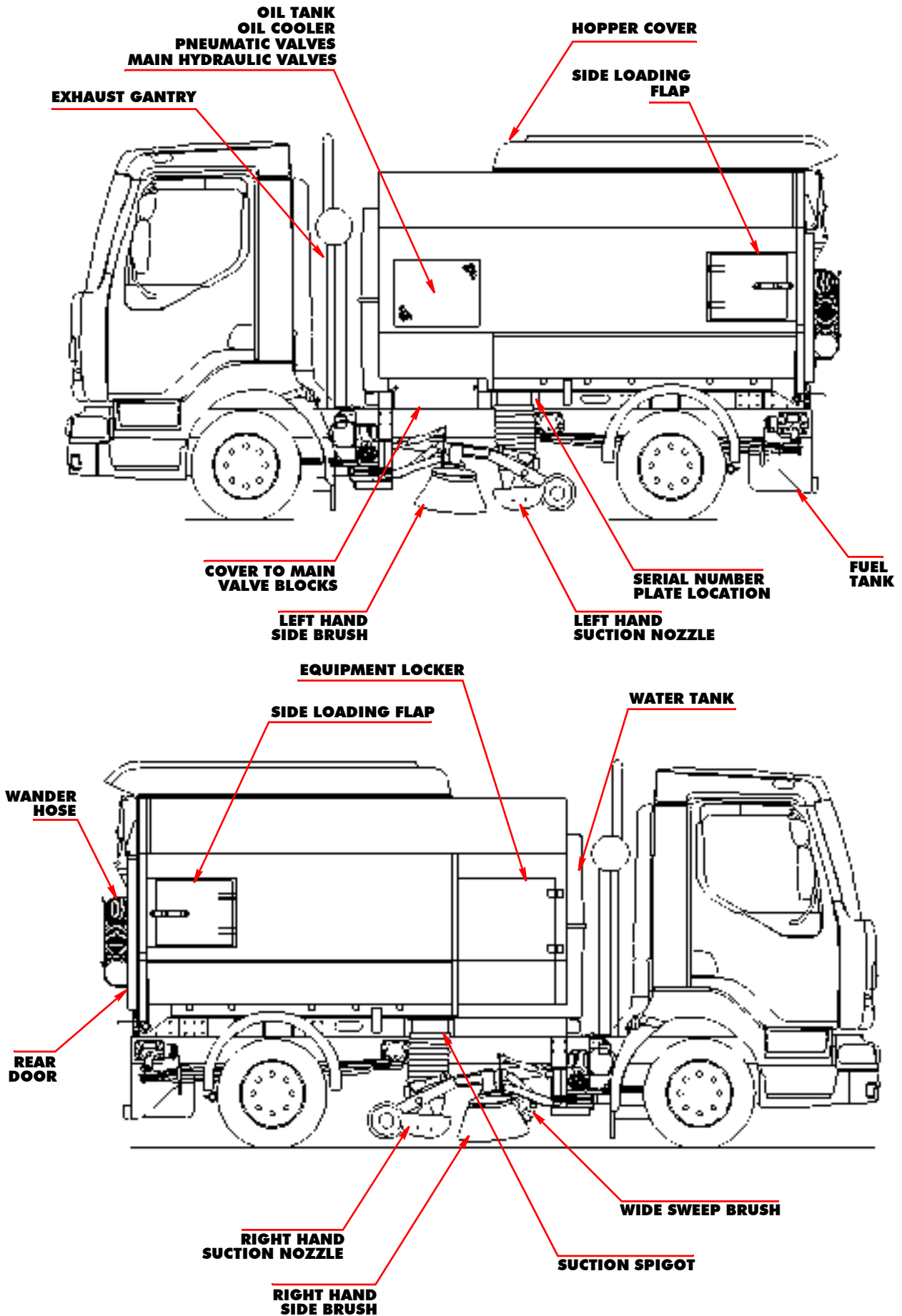
VEHICLE CHECKS

(All checks are visual unless otherwise stated)

BEFORE DRIVING THE VEHICLE:

1. Check that the hydraulic oil level is correct.
2. Check for hydraulic oil leaks. In the event of an hydraulic oil leak on Hydrostatic machines, **IMMEDIATELY** disengage the transmission gearbox. Failure to comply can result in damage to the pumps and motors.
3. Check brushes and skirts for wear and remove any items such as string which might have become entangled.
4. Check that all equipment is correctly stowed and that all brushes are in the raised position.
5. Check water spray jets for blockages.
6. Check that hopper screens and fan are clean.
6. Check general vehicle condition for safety.
7. Check exterior lighting for correct operation and general cleanliness.
8. Check the following fluid levels and top up as required:
 - (a) Engine oil
 - (b) Engine coolant
 - (c) Windscreen wash
 - (d) Brake fluid
 - (e) Fuel
9. Check tyres for damage and for correct inflation pressures.

MAIN FEATURES OF A SCARAB TRUCK-MOUNTED SWEEPER



MAINTENANCE SCHEDULE

ITEM No.	WORK TO BE CARRIED OUT EVERY:	1st 100 Hrs	300 Hrs	1800 Hrs
1	Check hydraulic system for leaks	✓	✓	✓
2	Replace hydraulic return filter	✓	✗	✓
3	Replace hydrostatic suction filter	✓	✗	✓
4	Check hydraulic-filter gauges (if fitted) replace filters as necessary	✗	✓	✗
5	Inspect/Replace gauze suction filter in hydraulic tank	✗	✗	✓
6	Change hydraulic oil	✗	✗	✓
7	Check hydraulic oil level	✓	✓	✗
8	Remove debris from sweeping gear	✓	✓	✓
9	Check sweeping gear for wear/damage	✓	✓	✓
10	Check all hopper & subframe mountings	✗	✓	✓
11	Grease sweeping equipment	✓	✓	✓
12	Check nozzle flaps & wheels	✓	✓	✓
13	Clean pneumatic filter & bowl	✓	✓	✓
14	Check pneumatic lubricant level	✓	✓	✓
15	Check sweeping equipment lifts in reverse	✓	✓	✓
16	Clean hopper screens & Check condition	✓	✓	✓
17	Chech/Clean suction fan as required	✓	✓	✓
18	Check/Clean oil cooler as required	✓	✓	✓
19	Check suction fan speed	✓	✓	✓
20	Check water filters	✓	✓	✓
21	Check all spray jets	✓	✓	✓
22	Check hopper/suction seals	✓	✓	✓
23	Check/Adjust rear door when closed	✓	✓	✓
24	Check oil level in HP water pump	✓	✓	✗
25	Change oil in HP water pump (Increase frequency for high usage)	✗	✗	✓
26*	Check oil level in transfer/reduction gearbox	✗	✓	✗
27*	Change oil in transfer/reduction gearbox	✓	✗	✓
28	Inspect prop-shaft(s)	✗	✓	✓
29	Check Unidrive oil supply jet	✗	✗	✓
30	Road Test/Check all equipment operates	✓	✓	✓
Grease Propshafts Weekly*				










* Hydrostatic M/Cs or Unidrive M/Cs with Scarab reduction box only

NOTE: The foregoing are general recommendations only. Requirements vary from territory to territory and depend on vehicle usage/operating conditions. IF IN DOUBT, CONSULT YOUR NEAREST DEALER.

Detailed instructions covering the servicing of your Scarab sweeper are published in the workshop manual, Scarab publication No. Z023397.

The fitting of genuine Scarab parts is highly recommended. The use of alternatives might compromise the performance and reliability of your sweeper and could invalidate your warranty.

For chassis servicing/maintenance, refer to the chassis manufacturer's information or consult the dealer.

CAB CONTROLS & INSTRUMENTS	
TRANSMISSION SYSTEMS	
SUBFRAME, HOPPER & RELATED EQUIPMENT	
SWEEPING & SUCTION EQUIPMENT	
WASHING & DUST SUPPRESSION SYSTEM	
HYDRAULIC SYSTEM & EQUIPMENT	
PNEUMATIC SYSTEM & EQUIPMENT	
ELECTRICAL SYSTEM & EQUIPMENT	
MULTI-LINGUAL GLOSSARY	

THIS PAGE INTENTIONALLY LEFT BLANK

ILLUSTRATED PARTS CATALOGUE

SCARAB TRUCK-MOUNTED SWEEPERS - CANbus MODELS

SECTION A CONTROLS & INSTRUMENTS

Table of Contents

Assembly/Description	Page
CONTROL PANELS & ASSOCIATED PARTS	
Main Control Panel - CANbus	1
Remote Control Panel - CANbus	1
Battery Isolator - CANbus	1
Air Pressure Regulator Control - Side Brush	3
CAB BEACONS	
Beacons	3

Note:

1. Associated Information to that provided in in this section can be found by referring to Section H Electrical Equipment.
2. Merlin equates to Major 3001, 5001, 6001 or Maxim 3501, 5501, 6501 in France Magnum equates to Major 7001or Maxim 7501 in France



<i>Item</i>	<i>Part Number</i>	<i>Quantity</i>	<i>Description</i>
CONTROL PANEL ASSEMBLY - CANbus MACHINES			
1	030179SE	1	Control panel, Keypad & Display (Service Exchange Unit)
2	028690	1	. Touch panel enclosure
3	028688	1	.. Fascia, control panel
4	030188	1	.. Ball Joint
5	028692	1	.. Panel Mount (Top)
6	028911	1	.. Overlay, Control panel
	000304	8	.. Button head screw M4 x 10 mm
7	028741	1	.. Wiring Loom
8	004250	1	9 Way round connector, Male
NI	004165	As Req	. Pins for 004250 (Spare)
9	004251	1	9 Way round connector, Female
NI	004166	As Req	. Pins for 004251 (spare)
NI		As Req	NODESH2

<i>Item</i>	<i>Part Number</i>	<i>Quantity</i>	<i>Description</i>
DOOR PANEL ASSEMBLY - CANbus MACHINES			
1	030599SE	1	Door Pod, Keypad, Hydrostatic (Service Exchange)
1	030600SE	1	Door Pod, Keypad, Unidrive (Unidrive)
2	028691	1	. Door pod enclosure
3	028689	1	. Fascia, door panel
4	028912	1	. Overlay, door pod
5	000304	2	. Button head screw, M4 x 10 mm
NI	030177	1	.. Wiring Loom
6	030178	1	... Forward/Reverse Lever
NI	030201	1	. Clamp, door pod
NI		As Req	NODESH2

<i>Item</i>	<i>Part Number</i>	<i>Quantity</i>	<i>Description</i>
BATTERY ISOLATOR SWITCH KIT - CANbus MACHINES *			
	030697		
1	030693	1	Mounting (universal)
2	030694	1	Switch, SW50
3	030698	1	Cable (Battery - Isolator)
4	030699	1	Cable (Isolator - Fuse)
5	026746	1	Bridge rectifier - 40 AMP
6	004015	2	Female 6mm connector (Insulated blue)
7	011116	3	Slotted screw 2BA x 3
8	011078	3	Nut, nyloc 2BA
9	011145	1	Washer 2BA

NOTE: *The battery isolator switch kit was only fitted on production from: Feb 2004 to May 2004

When ordering replacement parts, always give the machine's Serial Number and specify Part Number, Quantity & Description



1,3,5,6




2

8,9

7

4

CANbus CONTROL PANEL ASSEMBLY



6

1,2,3,4,5

CANbus DOOR POD ASSEMBLY



BATTERY ISOLATOR SWITCH KIT

When ordering replacement parts, always give the machine's Serial Number and specify Part Number, Quantity & Description



<i>Item</i>	<i>Part Number</i>	<i>Quantity</i>	<i>Description</i>
SIDE BRUSH AIR PRESSURE REGULATOR - (OPTION)			
1	023242	1	Mini Regulator.....G3
2	023246	1	Gauge 0 - 10 bar
NI	020735	1	Connector, Straight 1/8" BSP
NI	006007	4	Elbow, Push-in 6mm to 1/8" BSP
NI	023245	1	Bracket kit*
NI	030186	1	Air regulator / Gauge Plate*

NOTE: * Please supply Machine number to check which brackets/plates are used on your machine. For the widesweep air pressure regulator please goto Section

<i>Item</i>	<i>Part Number</i>	<i>Quantity</i>	<i>Description</i>
CAB BEACONS			
1	014064	1	Beacon, Single 24 Volt
NI	011497	AsReq	. Bulb 24 Volt
2	024174	1	Beacon Bar 24 Volt
NI	030563	1	. Motor
NI	011497	AsReq	. Bulb 24 Volt
NI	031035	1	Beacon Bar 58" (Xenon)

When ordering replacement parts, always give the machine's Serial Number and specify Part Number, Quantity & Description



AIR PRESSURE REGULATOR - OPTION



CAB BEACONS

When ordering replacement parts, always give the machine's Serial Number and specify Part Number, Quantity & Description



THIS PAGE INTENTIONALLY LEFT BLANK

When ordering replacement parts, always give the machine's Serial Number and specify Part Number, Quantity & Description

ILLUSTRATED PARTS CATALOGUE

SCARAB TRUCK-MOUNTED SWEEPERS - CANbus MODELS

SECTION B TRANSMISSION

Table of Contents

Assembly/Description	Page
HYDROSTATIC GEARBOX	
Gearbox Assembly	B1
Pump, Motor & Build Configurations	B5
Gear Change Arrangement	B7
UNIDRIVE REDUCTION GEARBOX	
Reduction Gearbox Assembly (C/with gear change arrangement)	B9
Non-Scarab Reduction Box PTO Seal.	B11
Non-Scarab Reduction Box Seal.	B11
Scarab Gearbox & Prop Shaft Installations	B13
GEARBOX MOUNTING BRACKETS	
4 Bolt AV Rubber mount.	B14

NOTE:

1. When replacing hoses, please ensure that the length required is checked physically. In some cases, it will have been necessary to alter hose runs depending upon chassis and/or options fitted, or it might not be practical to fit the replacement hose into the original hose run, thereby requiring a different length to that stated in the parts list.

A list of available replacement hoses is included at Section F.

2. Merlin equates to Major 3001, 5001, 6001 or Maxim 3501, 5501, 6501 in France

Magnum equates to Major 7001 or Maxim 7501 in France



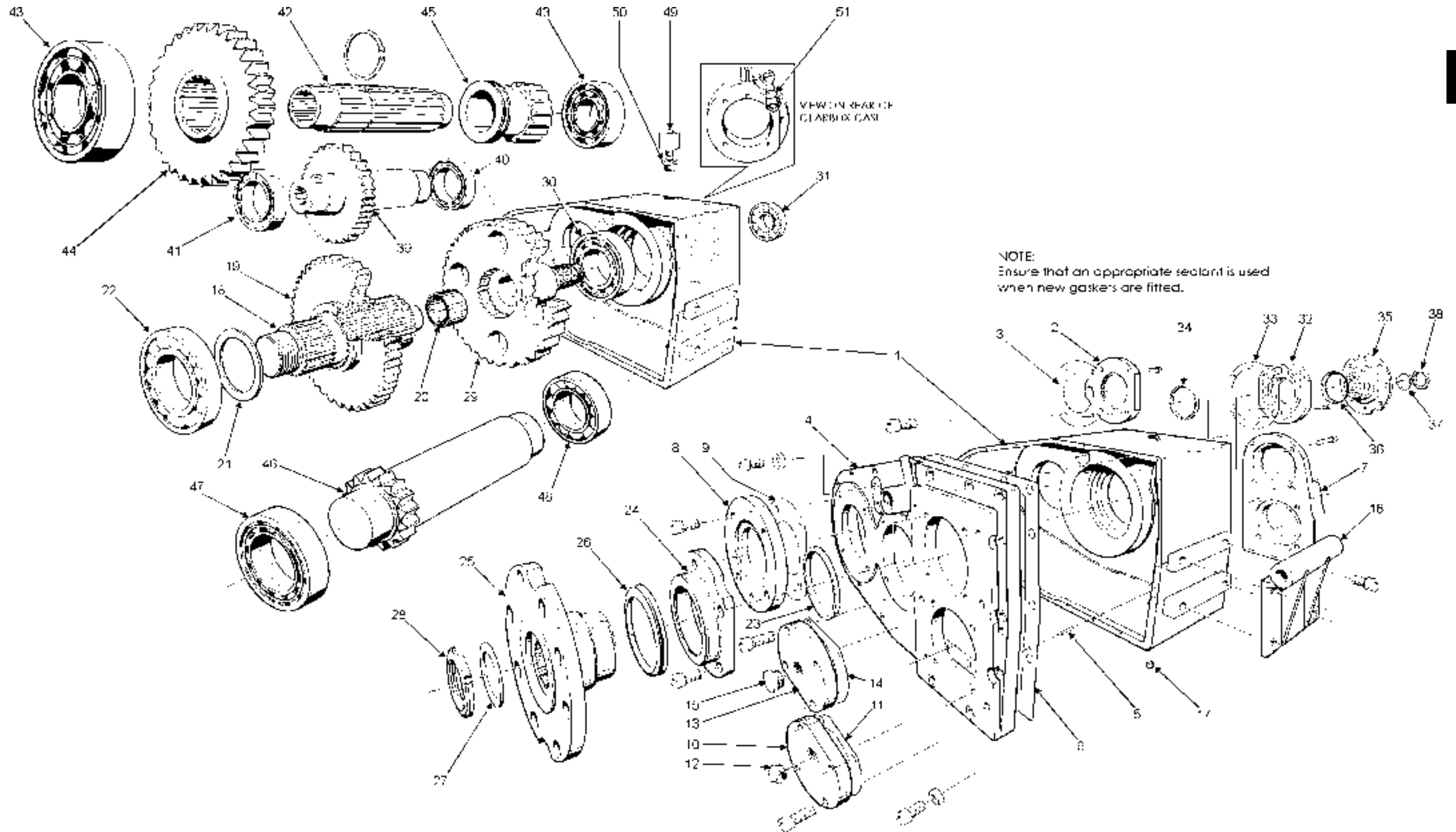
<i>Item</i>	<i>Part Number</i>	<i>Quantity</i>	<i>Description</i>
	020541	1	SCARAB GEARBOX ASSEMBLY (Type 6R Illustrated)
1	014439	1	. Casing, gearbox
2	014485	1	.. Pump plate, gearbox (Used on pre 1997 M/cs)
2	022392	1	.. Plate, drive pump (Used on M/cs from 1997 onwards)
	011028	4	... Screw, skt hd, M10 x 25 mm long
3	014504	1	... Gasket
4	014438	1	.. Cover, gearbox
	011408	16	... Screw, skt hd, M10 x 30 mm long
	000069	2	... Screw, skt hd, M12 x 25 mm long (to blank holes on raised boss)
	011076	2	... Nut, hex, M12 (locknut for M12 skt screw)
5	014490	2	... Dowel pin, gearbox
6	014505	1	... Gasket, gearbox cover
7	014483	1	... Motor plate, gearbox (used on all 'F' gearboxes)
7	020341	1	... Motor plate, gearbox(used on all 'R' gearboxes)
	000070	6	... Screw, skt hd, M10 x 50 mm long
NI	014521	1	... Gasket
8	014484	1	... Pump plate, gearbox
	011028	4	... Screw, skt hd, M10 x 25 mm long
9	014504	1	... Gasket
10	014480	1	.. Cap, bearing (motor shaft gear)
	000070	4	... Screw, skt hd, M10 x 50 mm long
11	014503	1	... Gasket
12	014491	1	... Sight glass, gearbox
13	014480	1	.. Cap, bearing (pinion gear shaft)
	000070	4	... Screw, skt hd, M10 x 50 mm long
14	014503	1	... Gasket
15	011244	1	... Plug, 3/4 " BSP
NI	011155	1	... Seal, Dowty, 3/4 "
16	014489	2	.. Bracket, mounting, gearboxSee B12 for M/Cs after May 2001
	000069	4	... Screw, skt hd, M12 x 25 mm long
	011045	2	... Bolt, hex, M16 x 260mm (Gearbox mounting)
	011060	2	... Nut, M16
	020090	2	... Mounting bush.....See B12 for M/Cs after May 2001
17	021316	1	... Plug, drain, magnetic, 3/4 " BSP (c/w washer)
NI	011155	1	... Seal, Dowty, 3/4 "
18	014432	1	.. Shaft, gearbox input (used on all gearboxes)
19	020035	1	... Gear, input, 41 tooth (used on gearboxes 0F, 3F, 6R, 9R, 12F, 15F)
19	014428	1	... Gear, input, 46 tooth (used on gearboxes 1F, 4F, 7R, 10R, 13F, 16F)
19	020342	1	... Gear, input, 48 tooth (used on gearboxes 2F, 5F, 8R, 11R, 14F, 17F)
20	014494	1	... Bearing, needle, K 30 x 40 x 30 (output gear end of shaft)
21	014421	1	... Washer, 51 mm ID x 65 mm OD x 3 mm
22	013771	1	... Bearing, ball, 6310NR (input flange end of shaft)
23	022583	1	... Seal, oil, double lip, 65-85-10 ** (Used on M/cs from mid - 1996 on)
24	014482	1	... Cap, seal, gearbox **
	011028	4	... Screw, skt hd, M10 x 25 mm long
NI	014502	1	... Gasket **

Continued ...

When ordering replacement parts, always give the machine's Serial Number and specify Part Number, Quantity & Description



B



HYDROSTATIC GEARBOX ASSEMBLY

When ordering replacement parts, always give the machine's Serial Number and specify Part Number, Quantity & Description



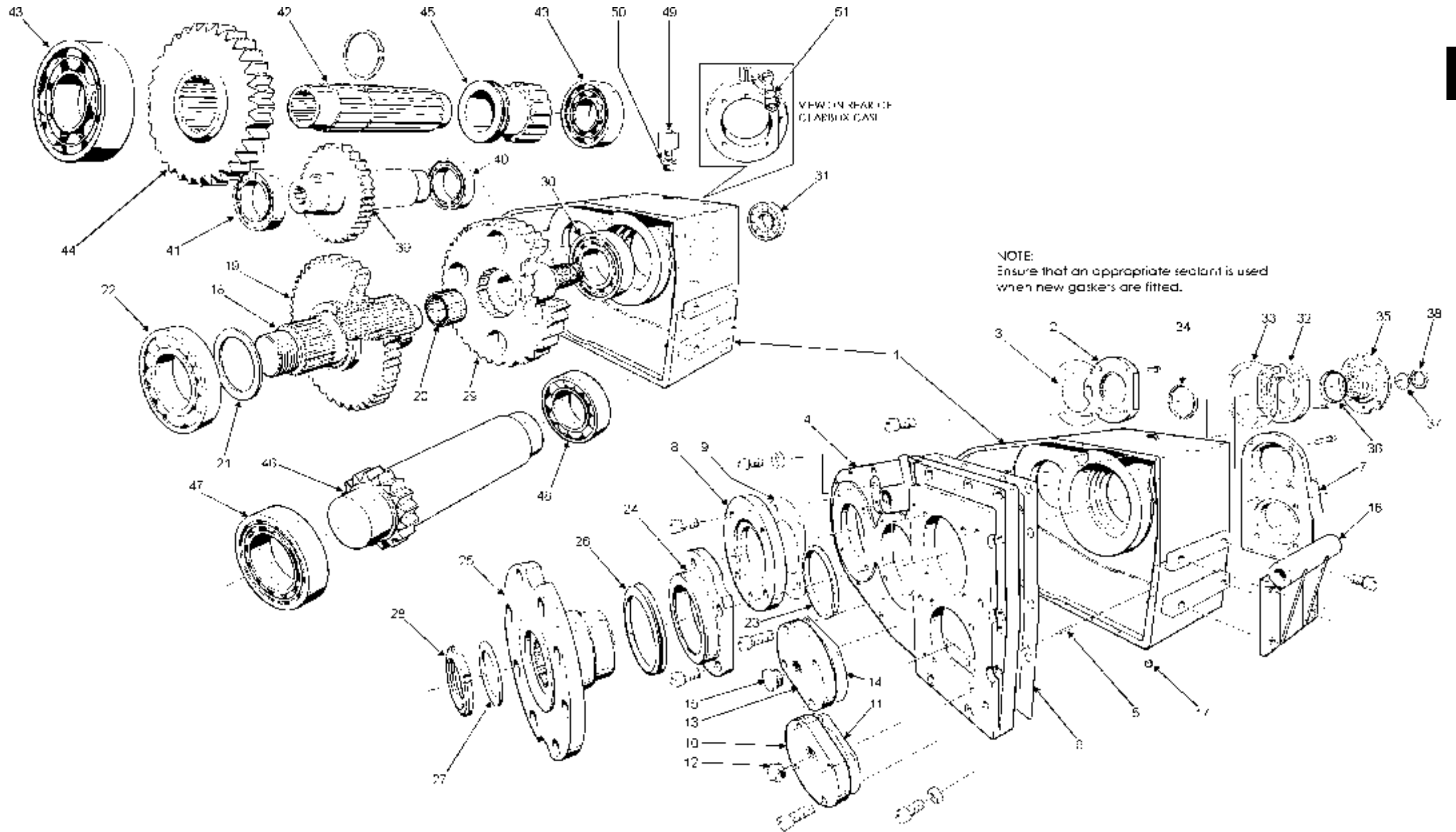
<i>Item</i>	<i>Part Number</i>	<i>Quantity</i>	<i>Description</i>
SCARAB GEARBOX ASSEMBLY (Continued)			
25	014433	1	. . . Flange, input **
26	022081	1 Seal, V-Ring, VS50-75 **
27	014499	1 Washer **
28	014498	1 Locknut, special, M40 x 1.5 * (Use special tool 021931)
29	014422	1	. . Gear, output, 62 tooth(used on all gearboxes)
30	014493	1	. . . Bearing, roller, NJ314EC
31	013771	1	. . . Bearing, ball, 6310NR
32	014482	1 Cap, seal, gearbox **
	011028	4 Screw, skt hd, M10 x 25 mm long
33	014502	1 Gasket **
34	022583	1	. . . Seal, oil, double lip, 65-85-10 * (Used on M/cs from mid 1996 on)
35	014433	1	. . . Flange, output **
36	022081	1 Seal, V-Ring, VS50-75 ** (from Serial Number D2518)
37	014499	1 Washer **
38	014498	1 Locknut, special, M40 x 1.5 ** (Use special tool 021931)
39	020343	1	. . Gear, 36 tooth(used on gearboxes 2F, 5F, 8R, 11R, 14F, 17F)
39	014427	1	. . Gear, 38 tooth (used on gearboxes 1F, 4F, 7R, 10R, 13F, 16F)
39	020034	1	. . Gear, 43 tooth (used on gearboxes 0F, 3F, 6R, 9R, 12F, 15F)
40	014581	1	. . . Bearing, roller, NJ211EC (non gear end of shaft)
41	013773	1	. . . Bearing, ball, 6211 (gear end of shaft)
42	014431	1	. . Shaft, splined (used on all 'R'+ 0F to 5F & 12F to 14F gearboxes inc.)
42	020531	1	. . Shaft, splined (used on 15F, 16F, 17F gearboxes only)
43	014579	2	. . . Bearing, roller, NJ309EC (used on all gearboxes)
44	014425	1	. . . Gear, 40 tooth (used on gearboxes 0F, 1F, 2F, 6R, 7R, 8R only)
44	014426	1	. . . Gear, 42 tooth (used on gearboxes 3F, 4F, 5F, 9R, 10R, 11R only)
	014495	1 Circlip, ext, 52 m/m
45	014423	1	. . . Gear, pinion, 19 tooth (used on all gearboxes)
46	014429	1	. . Gear, motor shaft, 19 tooth (used on gearboxes 3F, 4F, 5F)
46	014430	1	. . Gear, motor shaft, 21tooth (used on gearboxes 0F, 1F, 2F)
46	020528	1	. . Gear, motor shaft, 19 tooth (used on gearboxes 9R, 10R, 11R)
46	020529	1	. . Gear, motor shaft, 21 tooth (used on gearboxes 6R, 7R, 8R)
47	014581	1	. . . Bearing, roller, NJ211EC (gear end of shaft)
48	013773	1	. . . Bearing, ball, 6211 (non gear end of shaft)
49	020688	1	. . Filter/air breather
NI	011152	1	. . . Seal, Dowty, ¼ " BSP
50	021524	1	. . . Reducer/filler plug, ¾ " BSP x ¼ " BSP
NI	011155	1 Seal, Dowty, ¾ "
51	014911	1	. . Head, Tachograph

** These items are inter-changeable between input and output sides of the gearbox

When ordering replacement parts, always give the machine's Serial Number and specify Part Number, Quantity & Description



B



HYDROSTATIC GEARBOX ASSEMBLY

When ordering replacement parts, always give the machine's Serial Number and specify Part Number, Quantity & Description



<i>Item</i>	<i>Part Number</i>	<i>Quantity</i>	<i>Description</i>
GEARBOX BUILD, PUMP, MOTOR & RATIO CONFIGURATIONS			
1	014432	1	. Shaft, gearbox input (used on all gearboxes)
2	020035	1	. Gear, input, 41 tooth (used on gearboxes 0F, 3F, 6R, 9R, 12F, 15F)
2	014428	1	. Gear, input, 46 tooth (used on gearboxes 1F, 4F, 7R, 10R, 13F, 16F)
2	020342	1	. Gear, input, 48 tooth (used on gearboxes 2F, 5F, 8R, 11R, 14F, 17F)
3	014422	1	. Gear, output, 62 tooth(used on all gearboxes)
4	020343	1	. Gear, 36 tooth(used on gearboxes 2F, 5F, 8R, 11R, 14F, 17F)
4	014427	1	. Gear, 38 tooth (used on gearboxes 1F, 4F, 7R, 10R, 13F, 16F)
4	020034	1	. Gear, 43 tooth (used on gearboxes 0F, 3F, 6R, 9R, 12F, 15F)
5	014431	1	. Shaft, splined (used on all 'R'+ 0F to 5F & 12F to 14F gearboxes inc.)
5	020531	1	. Shaft, splined (used on 15F, 16F, 17F gearboxes only)
6	014425	1	. Gear, 40 tooth (used on gearboxes 0F, 1F, 2F, 6R, 7R, 8R only)
6	014426	1	. Gear, 42 tooth (used on gearboxes 3F, 4F, 5F, 9R, 10R, 11R only)
7	014423	1	. Gear, pinion, 19 tooth (used on all gearboxes)
8	014429	1	. Gear, motor shaft, 19 tooth (used on gearboxes 3F, 4F, 5F)
8	014430	1	. Gear, motor shaft, 21tooth (used on gearboxes 0F, 1F, 2F)
8	020528	1	. Gear, motor shaft, 19 tooth (used on gearboxes 9R, 10R, 11R)
8	020529	1	. Gear, motor shaft, 21 tooth (used on gearboxes 6R, 7R, 8R)
9	023620	1	. PUMP, HYDRAULIC, FAN, HYDROSTATIC MACHINES F23
9	023625	1	. PUMP, HYDRAULIC, FAN, UNIDRIVE MACHINES F23
9	024770	1	. PUMP, HYDRAULIC, FAN, FRENCH OPTION F23
NI	013301	2	. . Gasket
10	028895	1	. PUMP, HYDRAULIC, DRIVEPUMP F21
NI	013196	2	. . Gasket
11	022724	1	. MOTOR ASSEMBLY, HYDRAULIC, DRIVE MOTOR..... F21
NI	021414	2	. . Gasket

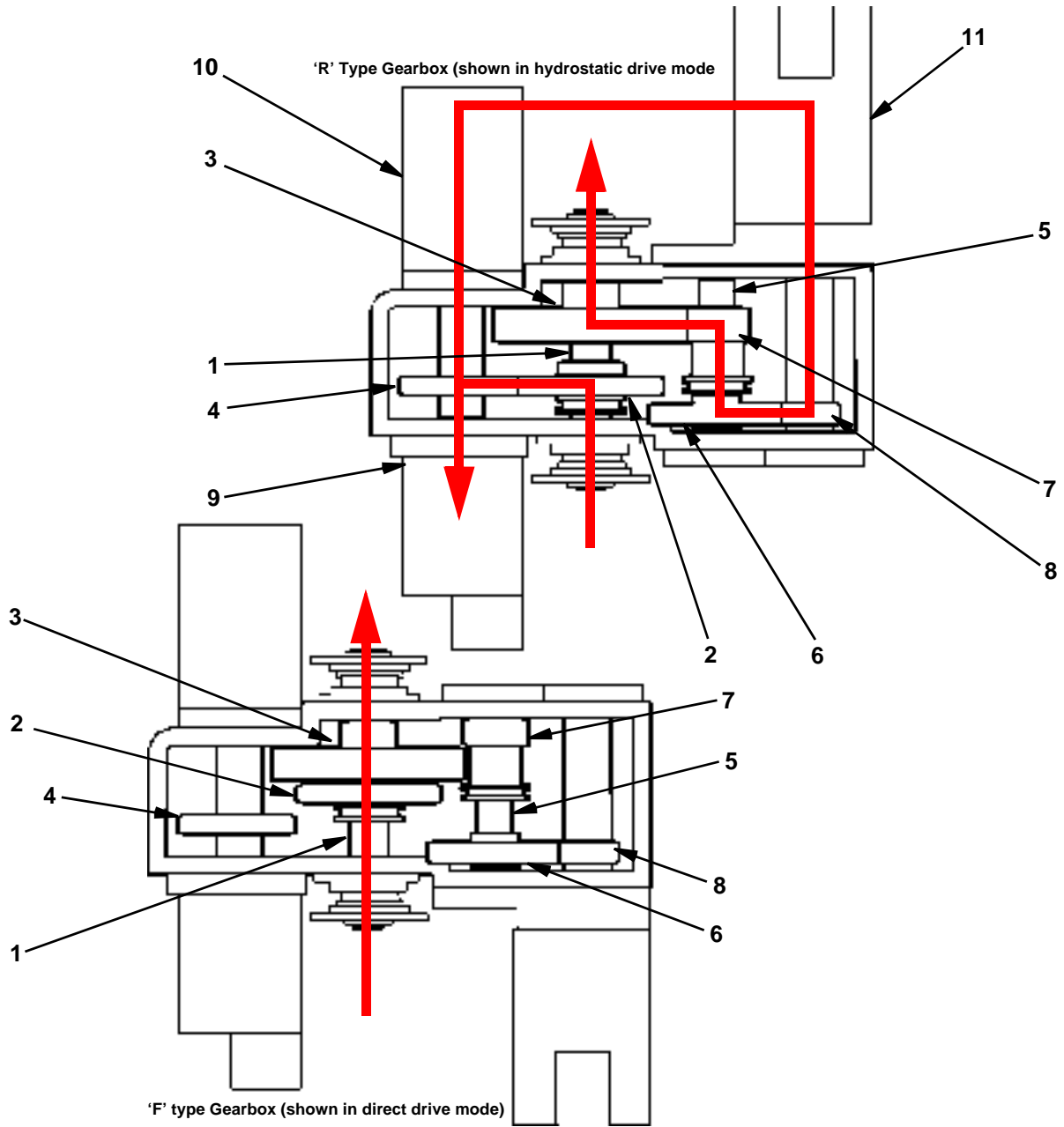
NOTES:

1. For details of pipework & Valves refer to Section F - Hydraulic Equipment
2. For details of pump and motor configuration on 'F' type gearboxes, please consult Scarab Design Office.

When ordering replacement parts, always give the machine's Serial Number and specify Part Number, Quantity & Description



B



GEARBOX PUMP, MOTOR & RATIO BUILD CONFIGURATIONS

When ordering replacement parts, always give the machine's Serial Number and specify Part Number, Quantity & Description

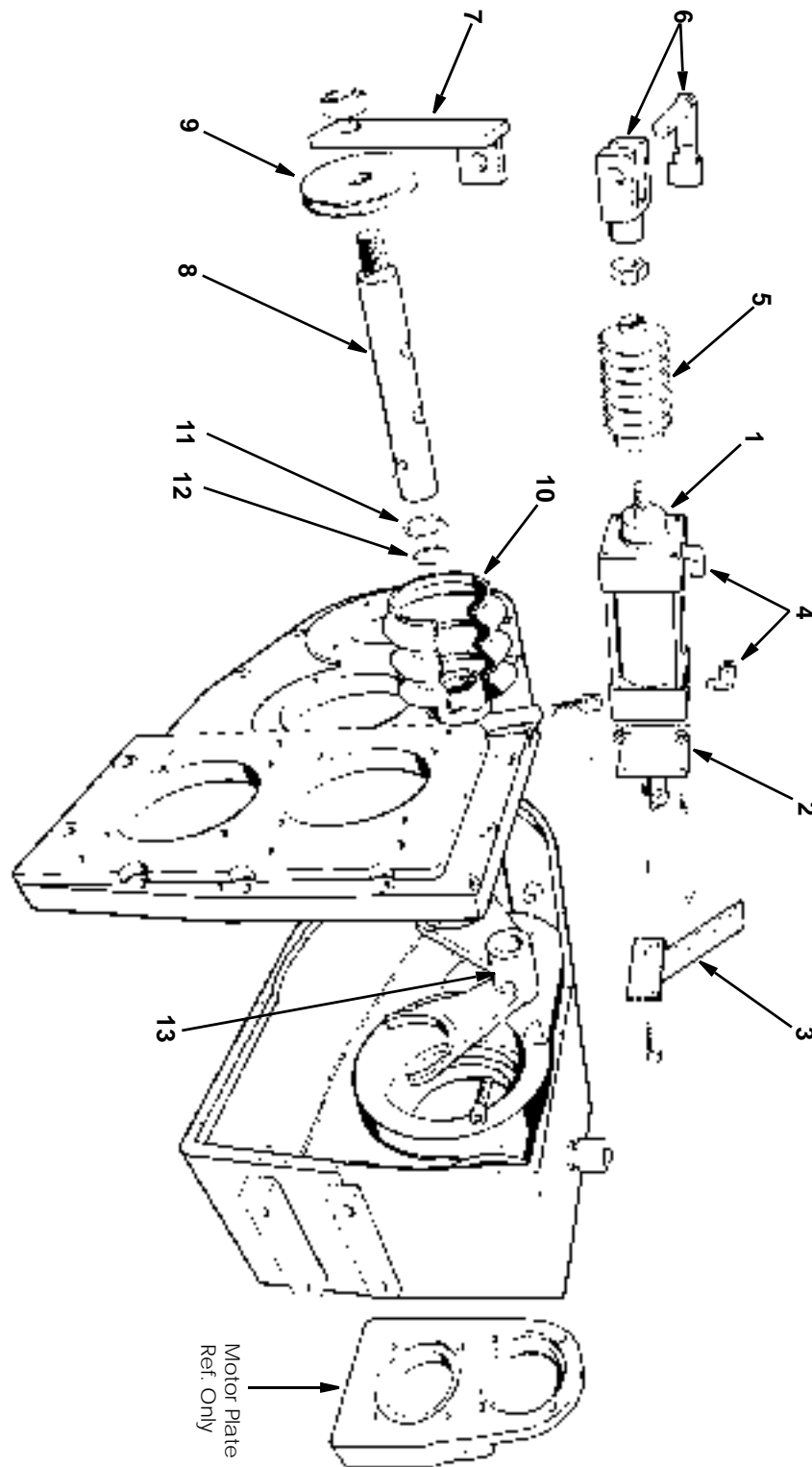


<i>Item</i>	<i>Part Number</i>	<i>Quantity</i>	<i>Description</i>
GEAR CHANGE ARRANGEMENT			
1	020287	1	.. Cylinder, pneumatic, gear change..... G9
NI	021599	1	.. Seal Kit, pneumatic cylinder
NI	028211	1	.. Reed Switch complete with loom
NI	026048	1	.. Reed Switch
2	020295	1	... Ram end, pneumatic cylinder
	011029	4 Screw, hex hd, 6 mm x 20 mm long
	011090	12 Washer, plain, 6 mm
3	020501	1	... Support, pneumatic cylinder
	011075	1 Nut, hex, M10, Nyloc
4	014707	2	... Elbow, male, 1/8" BSP x 1/4"
NI	001003	2 Pipe, air, nylon, 1/4" bore x length as required
5	021511	1	... Bellows, 45 mm Ø x 110 mm uncompressed
	NA	2 Tyrap
6	020291	1	... Clevis, M10 x 1.25
	011074	1 Nut, hex, M10
7	020292	1	... Link
8	024140	1	.. Shaft, selector (Used on pneumatic selectors)
9	021089	1	... Collar, selector shaft
	011076	1 Nut, hex, M12
10	014473	1	... Bellows, 75 mm Ø x 150 mm uncompressed (trim to fit as required)
	NA	2 Tyrap
11	013775	1	... Seal, scraper, P7-22
12	013774	1	... O-Ring, 22 mm ID x 3.5 mm
13	014486	1	.. Fork, selector
	000108	1	... Screw, skt hd, M8 x 45 mm long
	011073	1	... Nut, hex, M8, Nyloc

When ordering replacement parts, always give the machine's Serial Number and specify Part Number, Quantity & Description



B



GEAR CHANGE ARRANGEMENT

When ordering replacement parts, always give the machine's Serial Number and specify Part Number, Quantity & Description



<i>Item</i>	<i>Part Number</i>	<i>Quantity</i>	<i>Description</i>
	024868	•	REDUCTION GEARBOX ASSEMBLY, 4.75:1
	024867	•	REDUCTION GEARBOX ASSEMBLY, 3.18:1
1	024855	1 1	. Casing, reduction gearbox
NI	014490	2 2	.. Dowel pin, gearbox cover
2	024856	1 1	.. Cover, reduction gearbox
	011408	12 12	... Cap screw, skt hd, M10 x 30 mm long
	000067	2 2	... Cap screw, skt hd, M8 x 30 mm long
3	024857	1 1	... Gasket, gearbox cover
4	014489	2 2	. Bracket, mounting, gearbox
	000069	4 4	.. Cap screw, skt hd, M12 x 25 mm long
5	024874	1 1	. Selector, reduction gearbox
	000037	1 1	.. Cap screw, skt hd, M6 x 40 mm long
6	024859	1 1	.. Shaft, selector
7	024858	1 1	.. Spigot, gearchange
8	024861	1 1	. Piston assembly
	024864	4 4	.. Tie rod, piston assembly
9	024860	2 2	.. O-Ring, 29.1 mm x 1.6 mm
10	024645	2 2	.. Elbow, 6 mm x 1/8" BSP
11	024650	As Req	... Hose, pneumatic, 6 mm x 4 mm, nylon
12	014432	1 1	. Shaft, input
	014421	1 1	.. Washer 51 x 65 x 3
13	013771	1 1	.. Bearing, 6310 NR
14	022583	1 1	.. Oil seal, double lip, 65 x 85 x 10
15	014482	1 1	... Seal cap, gearbox
	011028	8 8	... Cap screw, skt hd, M10 x 25 mm long
NI	014502	1 1	... Gasket, seal cap
16	014433	1 1	.. Flange, gearbox
17	022081	1 1	... Seal, V-Ring, V550-75
	014499	1 1	... Washer 60 x 41 x 3
18	014498	1 1	... Locknut, special, M40 x 1.5
19	023592	1 -	.. Gear, input reduction, 41 tooth
19	024851	- 1	.. Gear, input reduction, 33 tooth
20	014422	1 1	. Gear, output, 62 tooth
21	014494	1 1	.. Bearing, needle, K 30 x 40 x 30
22	014493	1 1	.. Bearing, roller, NJ 314 EC
23	013771	1 1	.. Bearing 6310 NR
24	022583	1 1	.. Oil seal, double lip 65 x 85 x 10
25	014482	1 1	... Seal cap, gearbox
	011028	8 8	... Cap screw, skt hd, M10 x 25 mm long
NI	014502	1 1	... Gasket, seal cap
26	014433	1 1	.. Flange, gearbox
27	022081	1 1	... Seal, V-Ring, VS50-75
	014499	1 1	... Washer 60 x 41 x 3
28	014498	1 1	... Locknut, special, M40 x 1.5
29	014431	1 1	. Shaft, splined, gearbox
30	014425	1 -	.. Gear, 40 tooth
30	024852	- 1	.. Gear, 48 tooth
	014495	1 1	... Circlip, ext, 52 mm

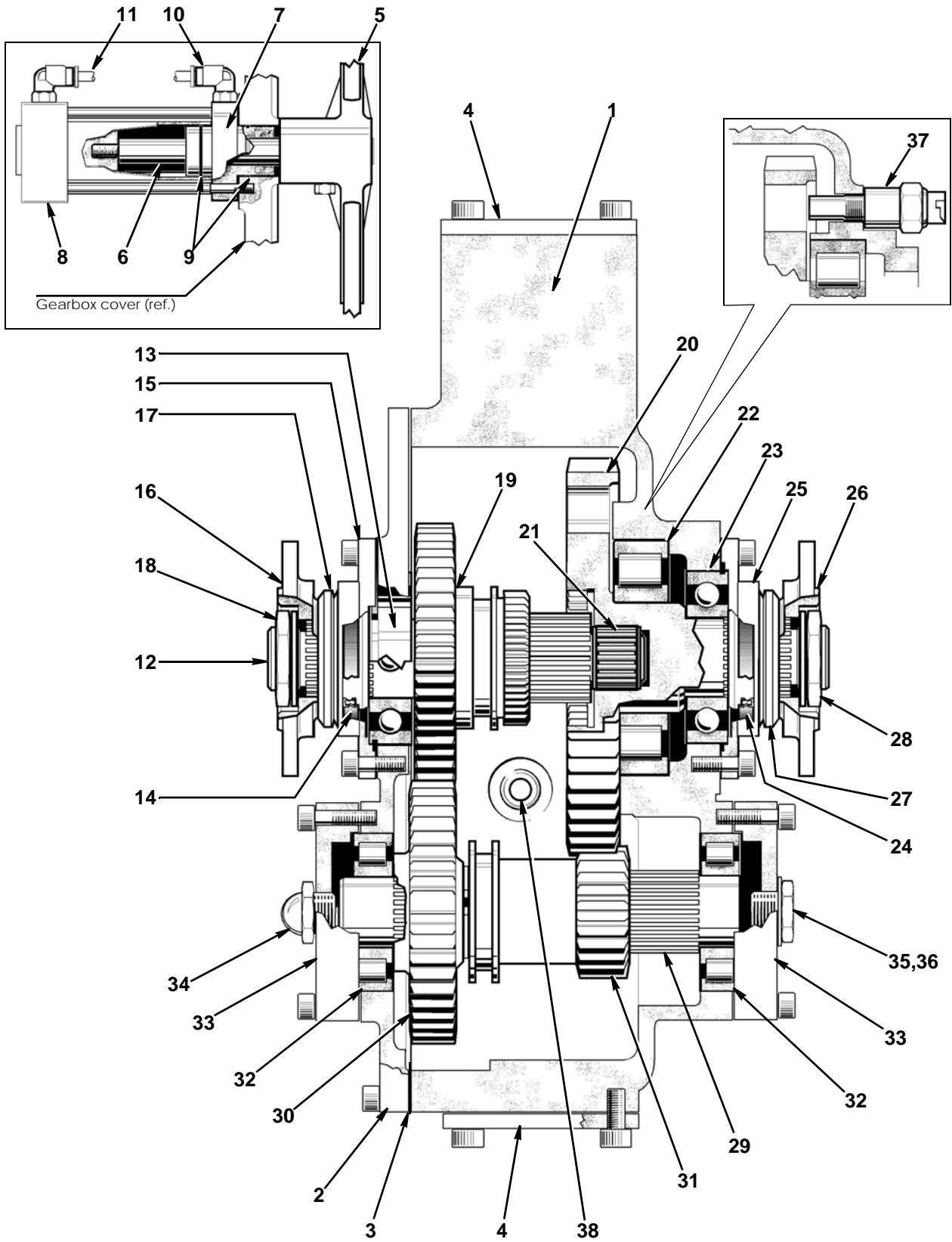
Continued

NOTE: Please provide Vehicle details as some vehicles are fitted with Knowles Reduction Units

When ordering replacement parts, always give the machine's Serial Number and specify Part Number, Quantity & Description



B




SCARAB REDUCTION GEARBOX ASSEMBLY

When ordering replacement parts, always give the machine's Serial Number and specify Part Number, Quantity & Description




<i>Item</i>	<i>Part Number</i>	<i>Quantity</i>	<i>Description</i>
	024868	•	REDUCTION GEARBOX ASSEMBLY, 4.75:1
	024867	•	REDUCTION GEARBOX ASSEMBLY, 3.18:1
31	014423	1 1	. . Gear, pinion, 19 tooth
32	014579	2 2	. . Bearing, roller NJ 309 EC
33	014480	2 2	. . . Bearing cap
	000070	8 8 Cap screw, skt hd, M10 x 50 mm long
NI	014503	1 1 Gasket, bearing cap
34	014491	1 1 Sight glass, oil level
35	011244	1 1 Plug $\frac{3}{4}$ " BSP
36	011155	1 1 Seal, Dowty, $\frac{3}{4}$ " BSP
37	014911	1 1	. Tachograph head (impulse)
NI	020688	1 1	. Filter - air breather
NI	021524	1 1	. . Filler, reducing, $\frac{3}{4}$ " BSP x $\frac{1}{4}$ " BSP
NI	011155	1 1 Seal, Dowty, $\frac{3}{4}$ " BSP
38	021316	1 1	. Magnetic Drain Plug

NOTE: Please provide Vehicle details as some vehicles are fitted with Knowles Reduction Units.



KNOWLES REDUCTION BOX

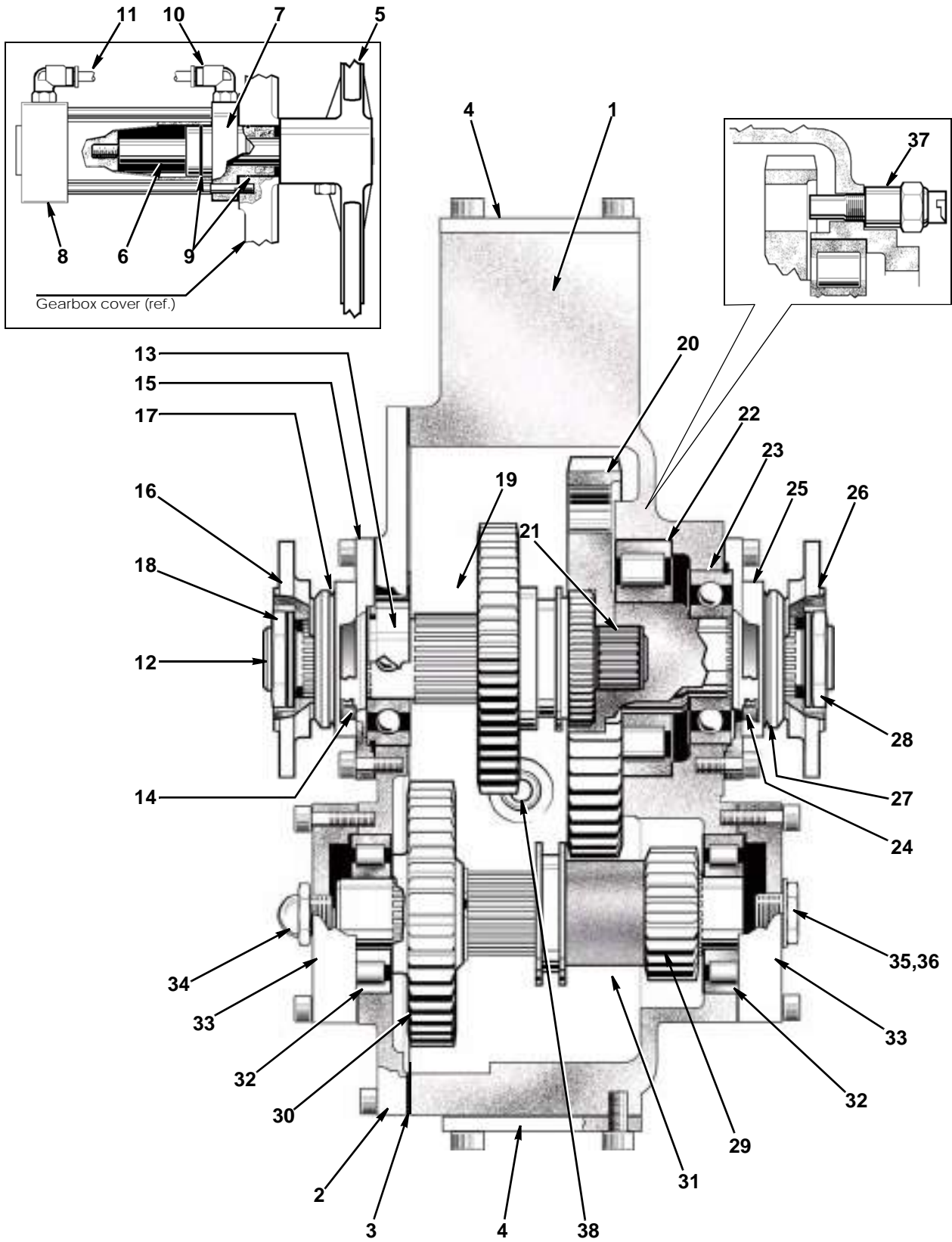


SCARAB REDUCTION BOX

<i>Item</i>	<i>Part Number</i>	<i>Quantity</i>	<i>Description</i>
			NON-SCARAB REDUCTION BOX PTO SEAL
NI	030571	1	PTO Seal (Ref on oil seal 01055) Common to DAF/IVECO
NI	030572	1	PTO Seal (Ref on oil seal 01018) Common to DAF/IVECO
NI	030573	1	PTO Seal (Ref on oil seal 01016) Common to RENAULT
NI	030574	1	PTO Seal (Ref on oil seal 01059) Common to SCANIA

<i>Item</i>	<i>Part Number</i>	<i>Quantity</i>	<i>Description</i>
			NON-SCARAB REDUCTION BOX SEAL
NI	030575	1	Seal, Reduction box 24T (Ref on oil seal 01002)
NI	030576	1	Seal, Reduction box 33T (Ref on oil seal 01060)

When ordering replacement parts, always give the machine's Serial Number and specify Part Number, Quantity & Description



SCARAB REDUCTION GEARBOX ASSEMBLY

When ordering replacement parts, always give the machine's Serial Number and specify Part Number, Quantity & Description



SCARAB GEARBOX/PROP SHAFT INSTALLATIONS

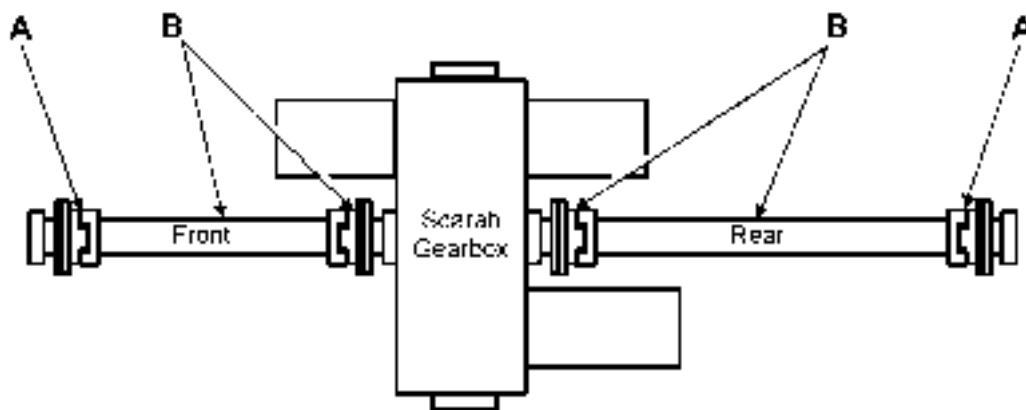
Scarab Truck-Mounted Sweepers with either the Hydrostatic gearbox or the Unidrive reduction gearbox installed in the truck's drive train, do not utilise the original prop shaft. This is removed and is replaced by two shorter units, one forward of the Scarab gearbox and one to the rear.

This modification affects the procurement of replacement parts as follows:

- The outer universal joints i.e. those adjacent to the differential housing and to the truck gearbox should be obtained direct from the truck manufacturer in question.
- The inner universal joints i.e. those on the input and output sides of the Scarab transfer gearbox and the front and rear prop shafts can be obtained from Scarab Sales Limited.

It is not feasible to list in this document all prop shaft variations for all truck chassis configurations due to the need to accommodate chassis alterations introduced periodically by the manufacturers. This also applies to other installation items such as the brackets that mount the gearbox to the chassis.

To ensure, therefore, that the correct items are procured when needed, please consult the Scarab Parts Dept. giving your chassis type, serial number and the Scarab Sweeper serial number (including prefix letter). If assistance is required in locating the Scarab Serial Number, refer to Page ii in the preliminary pages section of this document.



Legend:

A - Procure from chassis manufacturer

B - Procure from Scarab - **Input & Output U/J's Scarab part 014935**

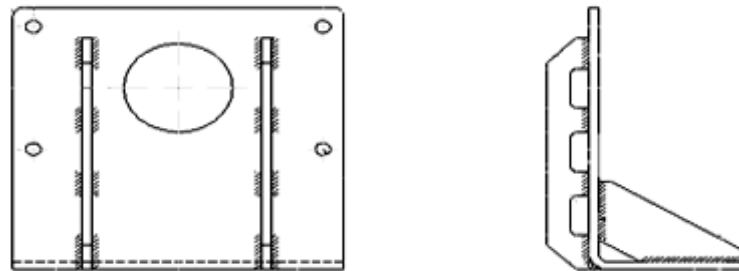
When ordering replacement parts, always give the machine's Serial Number and specify Part Number, Quantity & Description



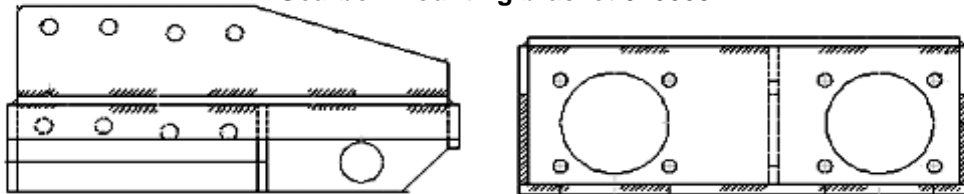
Item	Part Number	Quantity	Description
GEARBOX MOUNTS - 4 Bolt AV Rubber Mount			
1	026660	2	Gearbox mounting bracket
2	027702	1	AV Mounting bracket 3 degree*
2	027703	1	AV Mounting bracket 3 degree*
2	027704	1	AV Mounting bracket 4 degree*
2	027705	1	AV Mounting bracket 4 degree*
NI	027701	4	AV Rubber mounts - 4 bolt mounting
NI	011133	4	Bolt M16 x 100
NI	011135	8	Washer M16
NI	011060	4	Nut, nyloc M16

NOTE:

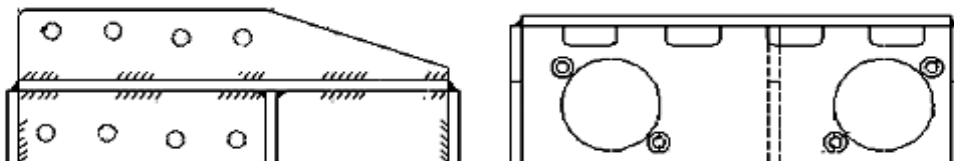
* Dependant on Chassis, please phone the Parts department with your Machine Number



Gearbox Mounting bracket 026660



AV Mounting bracket - 4 Bolt Mount



AV Mounting bracket - 2 Bolt Mount

When ordering replacement parts, always give the machine's Serial Number and specify Part Number, Quantity & Description



THIS PAGE INTENTIONALLY LEFT BLANK

When ordering replacement parts, always give the machine's Serial Number and specify Part Number, Quantity & Description

ILLUSTRATED PARTS CATALOGUE

SCARAB TRUCK-MOUNTED SWEEPERS - CANbus MODELS

SECTION C

HOPPER, SUBFRAME & RELATED EQUIPMENT

Table of Contents

Assembly/Description	Page
Hopper, Subframe & Gantry - General Arrangement	C1
SUBFRAME & ASSOCIATED COMPONENTS	
General Arrangement	C3
Exhaust Parts	C7
Fuel Tank Variants	C9
Hopper Prop - Manual	C11
Hopper Prop - Automatic◆	C11
HOPPER & ASSOCIATED COMPONENTS	
Hopper General Arrangement	C13
Door & Handle Assembly - (Cat Flap Door).	C15
Ancillary Tool Locker - Magnum ◆	C15
Internal Components	C17
Deflector Flap Assembly	C19
Auto Blanking Arrangement - Dual	C21
Rear Door Autoblanking Assembly◆	C21
Suction Fan Arrangement	C23
Hopper Rear & Rear Door Arrangement	C25
Ram Arrangement - Rear Door Open & Close	C27
Rear Door Locking Ram Assembly	C27
Hopper Covers	C29
Spare Wheel Carrier - Rear Door (Merlin/Magnum)◆	C31

◆ Optional Equipment

NOTE:

1. This section does not attempt to cover variations in assemblies such as exhaust gantries or sub-frames. This is because of the many modifications made necessary by differing customer requirements and also as a result of changes introduced by the chassis manufacturers. In the event that spares are required for these assemblies, please contact your nearest Scarab Dealer or the Scarab Parts Department direct, quoting model and serial number.
2. Merlin equates to Major 3001, 5001, 6001 or Maxim 3501, 5501, 6501 in France
Magnum equates to Major 7001 or Maxim 7501 in France



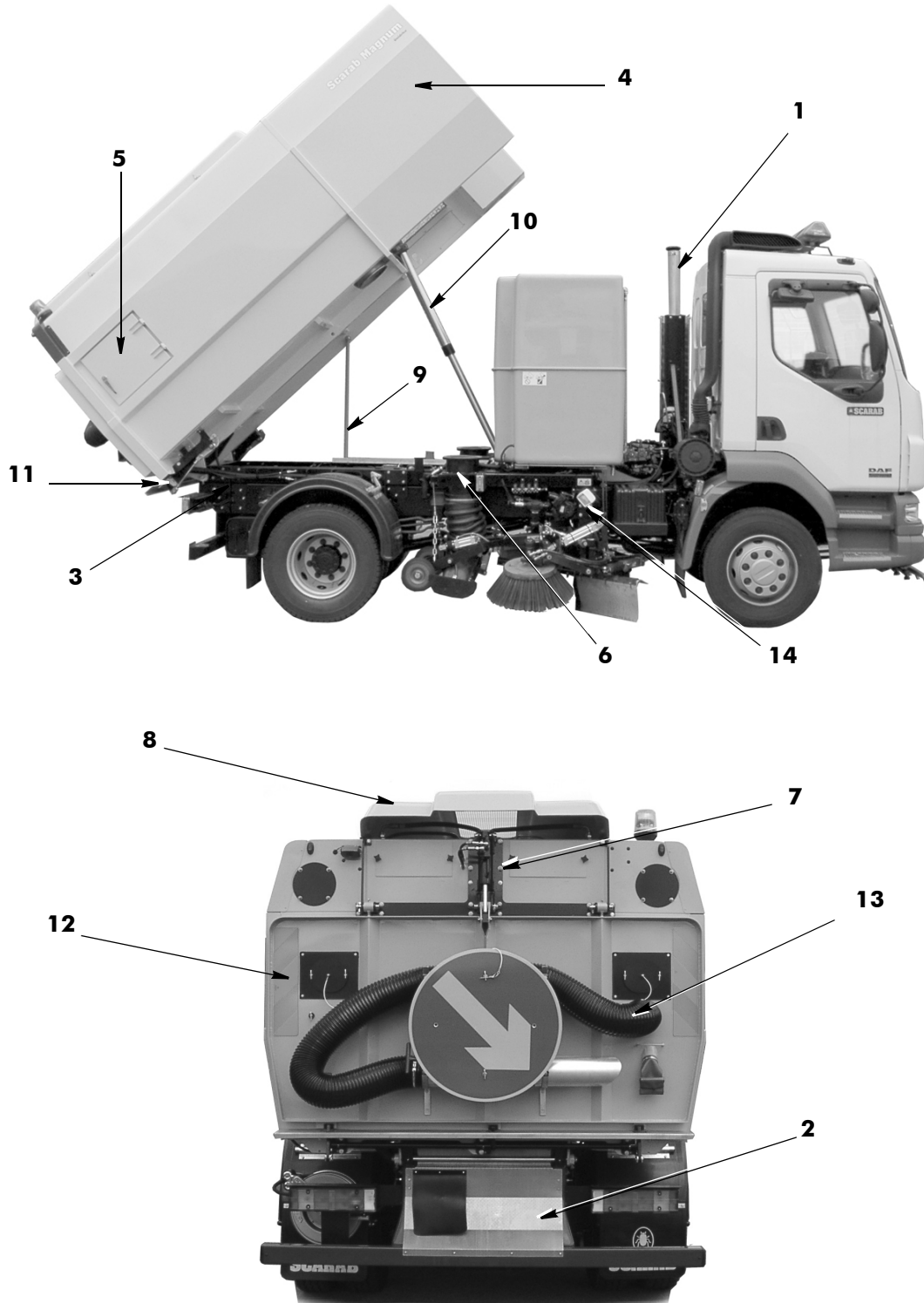
<i>Item</i>	<i>Part Number</i>	<i>Description</i>
GENERAL ARRANGEMENT OF SUBFRAME, HOPPER & GANTRY		
1	See Note	. EXHAUST GANTRY ASSEMBLY C3
2	See Note	. REAR COVER/FUEL TANK ASSEMBLY C3
3	See Note	. SUBFRAME ASSEMBLY C3
4	025805	. HOPPER ASSEMBLY, MERLIN C13
4	025811	. HOPPER ASSEMBLY, MAGNUM. C13
4	025522	. HOPPER ASSEMBLY, 8000 C13
4	025685	. HOPPER ASSEMBLY, 8500 C13
5		. CAT FLAP DOOR ASSEMBLY C15
6		. SUCTION SPIGOTS D23
7	026061	. HOPPER TOP COVER. C29
8	-----	. REAR DOOR RAM OPEN/CLOSE C27
9		. HOPPER PROP C11
10	024249/012875	. HOPPER RAM C3 , F29
11		. REAR DOOR LOCK. C27
12		. REAR DOOR GENERAL ARRANGEMENT C25
13	015033	. WANDER HOSE ASSEMBLY (STANDARD) D25
13		. WANDER HOSE ASSEMBLY (BOOM TYPE) D27 , D29
14		. WORKLAMPS H4

NOTE:

The Exhaust Gantry and Subframe assemblies, in particular, are items that vary, not only between Scarab models, but also between the different truck chassis' used. This situation is further complicated by the need for Scarab to respond to changes introduced by the truck manufacturers' to their chassis specifications.

In the unlikely event that replacement of either of these assemblies is necessary, it is recommended that you contact your Scarab agent or our Parts & Service department directly, stating the type and serial number of your sweeper. This will enable us to correctly identify and despatch the assembly in question.

When ordering replacement parts, always give the machine's Serial Number and specify Part Number, Quantity & Description



When ordering replacement parts, always give the machine's Serial Number and specify Part Number, Quantity & Description

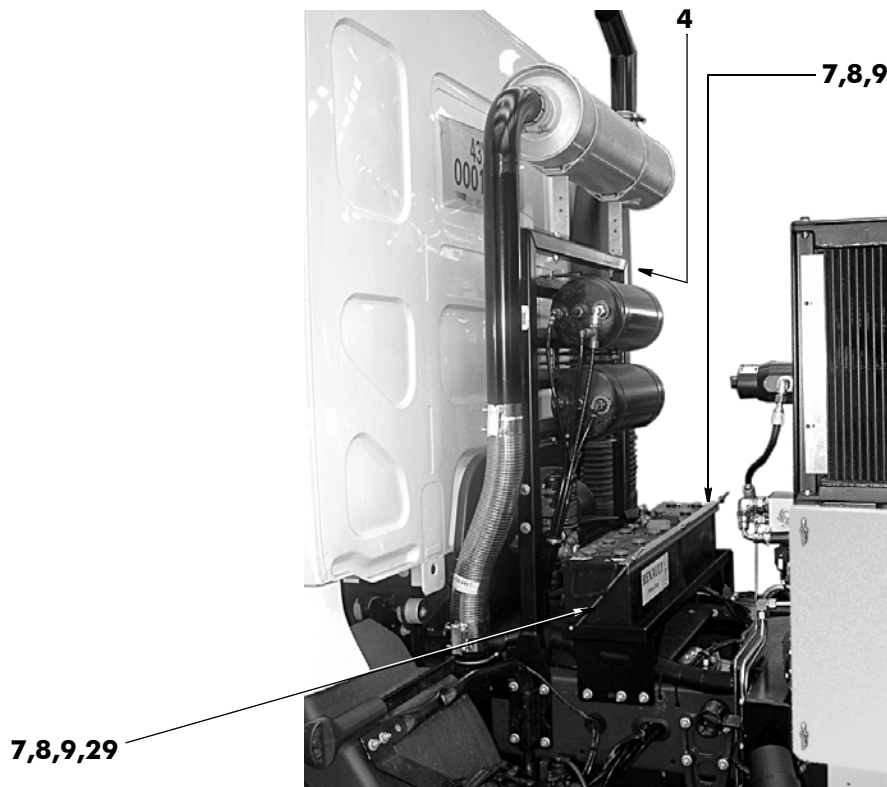



<i>Item</i>	<i>Part Number</i>	<i>Quantity</i>	<i>Description</i>
SUBFRAME - GENERAL ARRANGEMENT			
1	024978	1	. Subframe, (chassis below 13 tonne GVW)
1	025843	1	. Subframe, (Midlum chassis)
1	024246	1	. Subframe, (Chassis from 13 tonneGVW)
1	025512	1	. Subframe, (8000 & 8500)
NI	025591	1	. . Subframe leg LH, 8000 & 8500
NI	025592	1	. . Subframe leg RH, 8000 & 8500
2	024992	2	. Mud flap, 'SCARAB'
2	030140	2	. Mud flap, wide 'SCARAB' (18/19 tonne M/C's)
3	024993	2	. Clamp, mud flap
3	030187	2	. Clamp, mud flap, wide (18/19 tonne M/C's)
4	024161	1	. Exhaust gantry, (Renault Premium, R.H)
4	022628	1	. Exhaust gantry, (Daf 45)
4	022764	1	. Exhaust gantry, (Iveco Euro 2)
4	025841	1	. Exhaust gantry, (Renault Midlum)
4	022764	1	. Exhaust gantry, (Iveco 75E/100E/130E Euro 2)
4	021322	1	. Exhaust gantry, (Volvo FL6)
4	023784	1	. Exhaust gantry, (Renault ME160)
4	023878	1	. Exhaust gantry, (Renault 'S' Series)
4	024453	1	. Exhaust gantry, (Mercedes Atego 1517)
4	030017	1	. Exhaust gantry, (Maz)
5	013065	1	. Hinge pin, Hopper
6	020336	2	. . Bush, Hopper hinge pin
7	013669	1	. Battery tray, (Daf45)
7	020467	1	. Battery tray, (Iveco 13)
7	025917	1	. Battery tray large, (Volvo FL15)
7	021323	1	. Battery tray, (Volvo FL6)
7	023127	1	. Battery tray, (Man 8/10 Euro 2)
7	030014	1	. Battery tray, (LH, Maz)
7	030015	1	. Battery tray, (RH, Maz)
8	013671	2	. Battery clamp, (Daf 45 & Roadrunner)
8	020468	1	. Battery clamp, (Iveco 13)
9	022617	3	. Battery bolt
10	024502	1	. Rear cover, (Renault Premium)
10	024423	1	. Rear cover, (Iveco 100E)
10	023796	1	. Rear cover, (Renault ME160)
10	021394	1	. Rear cover, (Volvo FL6)
10	024452	1	. Rear cover, (Mercedes Atego 1517)
10	025895	1	. Rear cover, (Daf 45 Single sweep)
10	025461	1	. Rear cover, (Daf 45 8 ton)
10	025702	1	. Rear cover, (Renault Premium)
11	027788/9	2	. Bracket, rear light, (Daf Only)
12	012852	2	. Mudguard J39B
12	014062	2	. Mudguard J41
12	020669	2	. Mudguard J43A
12	021945	2	. Mudguard J45A
12	024839	2	. Mudguard J47
12	024558	2	. Mudguard J48
13	013404	4	. . Bracket, Mudguard
14	013403	4	. . Stay, Mudguard
NI	020836	2	. . Mudguard support, Cranked

} Please Contact
Parts Department
with Machine
Number

Continued...

When ordering replacement parts, always give the machine's Serial Number and specify Part Number, Quantity & Description



SUBFRAME GENERAL ARRANGEMENT



When ordering replacement parts, always give the machine's Serial Number and specify Part Number, Quantity & Description




Item	Part Number	Quantity	Description
SUBFRAME - GENERAL ARRANGEMENT (Continued)			
15	020805	2	. Mirror - Iveco / Volvo / Renault / Nissan
15	013898	2	. Mirror - Daf45/ Daf55 /Renault S150
16	024064	1	Micro Switch (Wobble Stick)
17	024065	1	. Gland
18	024066	1	. Adjuster sensor bracket, (Renault Midlum, Daf 55)
18	027090	1	. Adjuster sensor bracket, (Daf LF45, Iveco, Nissan)
18	024177	1	. Load sensor bracket, (Daf 55)
18	027964	1	. Load sensor bracket, (Renault Premium)
18	028443	1	. Load sensor bracket, (Nissan MKB190)
18	027803	1	. Load sensor bracket, (Iveco 120E18)
19	013111	as req	Suction spigot, 200mm long
19	024514	as req	Suction spigot, 400mm long
19	020801	as req	Suction spigot, 440mm long
19	024087	as req	Suction spigot, 440mm long (shot peen)
19	024510	as req	Suction spigot, 500mm long
19	024511	as req	Suction spigot, 400mm long (Lined)
19	024512	as req	Suction spigot, 500mm long
19	024735	as req	Suction spigot, 600mm long
20	013601	as req	. Seal, spigot ring
21	021716	1	Serial no & CE plate
22	028009	1	Pipe cover, subframe
NI	028010	1	. Cover support
23	020875	1	Hopper prop (Merlin) C11
23	013978	1	Hopper prop (Magnum) C11
23	030160	1	Hopper prop assembly (Automatic System) C11
24	024249	1	HOPPER RAM F29
NI	000241	1	. Pivot bolt M24 x 130mm, Hopper ram
NI	000008	1	. Nut M24
NI	013714	2	. Spacer
25	022632	2	Bracket, Water Pump Support
26	028209	1	Switch box, (External Hopper Up/Down and Door Open/Close)
27	024231	1	Switch box, (Door Close)
NI	023539	1	Switch selector, (Wanderboom)
28	028307	1	Hand pump - (From 8/02) F19
NI	030103	1	. Handle (028307 Hand Pump)
NI	028395	1	. Slave plate
28	023006	1	Hand pump - (Upto 8/02) F19
NI	023007	1	. Handle (023006 Hand Pump)
NI	025129	1	. Hydraulic pipe - Hand pump (Magnum)
NI	025194	1	. Hydraulic Pipe, Hand pump (Merlin)
NI	024035	1	Gearbox guard universal
29	030697	1	Isolator switch - CANbus machines A1

NOTE: The construction of the subframe and relevant parts are dependent on the age of vehicle, type of chassis and the type of sweeping gear fitted.
Please contact the Parts Department quoting your machine serial number before ordering any parts.

When ordering replacement parts, always give the machine's Serial Number and specify Part Number, Quantity & Description



26



27

SUBFRAME GENERAL ARRANGEMENT

When ordering replacement parts, always give the machine's Serial Number and specify Part Number, Quantity & Description




<i>Item</i>	<i>Part Number</i>	<i>Quantity</i>	<i>Description</i>
SUB FRAME - EXHAUST PARTS			
1	0131 43	1	. Angled stack - Iveco / Renault M180 / Mercedes 1517 / Nissan T200
1	021033	1	. Angled stack - Daf 45 / Renault Midlum / MAN
1	026169	1	. Angled stack - Daf 45 / Renault Midlum / MAN
1	020466	1	. Stack Cap, Air Inlet - Iveco
1	022792	1	. Stack cap 5" - Daf 45
1	014250	1	. Stack 3" OD M/F - Daf 45 / Mercedes / Nissan
2	013141	3	. Exhaust Elbow 90° x 75 mm M/F - Iveco / Daf 45
3	013142	1	. Exhaust Elbow 45° x 75 mm M/M - Iveco / Mercedes
2	021380	1	. Exhaust Elbow 4" 90° M/M (Weld on) - Renault Premium / Volvo FL6
3	021830	1	. Exhaust Elbow 4" 45° M/F - Renault Premium / Volvo FL6
2	014476	1	. Exhaust Elbow 2½" 90° M/F
3	014477	1	. Exhaust Elbow 2½" 45° M/M
4	014415	1	. Exhaust Lap Joint 2½"
4	012831	2	. Exhaust Lap Joint 3" - Iveco / Daf 45 / Mercedes 1317
4	021382	2	. Exhaust Lap Joint 4" - Renault Premium / Volvo FL6
5	021704	1	. Exhaust 'U' Clamp 2½" -
5	012802	6	. Exhaust 'U' Clamp 3" - Iveco / Daf 45 / Renault / Mercedes
5	014364	1	. Exhaust 'U' Clamp 3½" - Daf 45 / Renault Midlum / Volvo FL6
6	012829	As Req	. Exhaust Flexi 3" - Iveco / Daf 45 / Nissan
6	013331	1	. Exhaust Flexi 650 mm long - Iveco / Daf 45 / MAN
6	021381	1	. Exhaust Flexi 4" - Renault Premium / Volvo FL6
6	014416	1	. Exhaust Flexi 2½"
7	014419	1	. Exhaust Tube 2½"
7	021710	1	. Exhaust Tube Connector 3" - Iveco
7	021383	1	. Exhaust Tube 4" - Renault Premium / Volvo FL6
8	020304	1	. Exhaust Heat shield, Daf 45
8	023395	1	. Exhaust shield, Daf 45 Euro 2 (Rosmech)

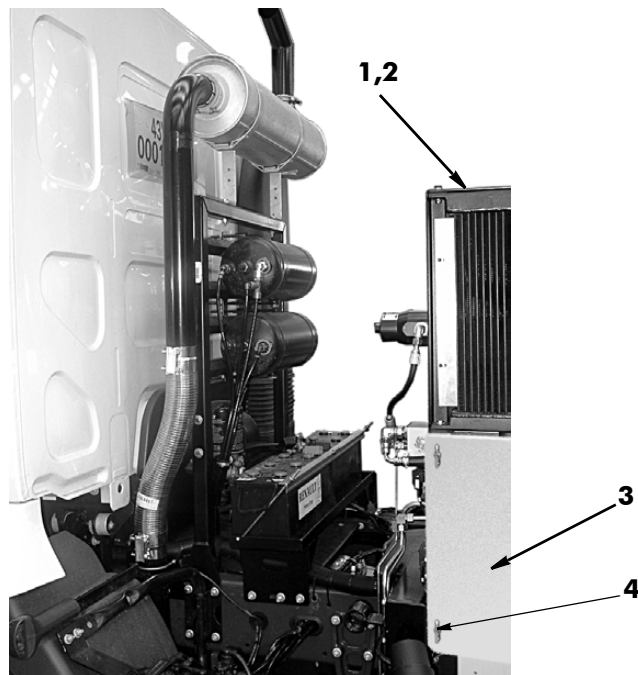
<i>Item</i>	<i>Part Number</i>	<i>Quantity</i>	<i>Description</i>
SUB FRAME - FAN/OIL COOLER FRAME			
1	028754	1	Oil Cooler Frame F1
2	024838	1	. Oil cooler leg
3	025383	1	. Cover, oil cooler
4	012253	4	. . Antiluce, small
NI	022326	1	. Oil cooler
NI	020883	1	. Bracket, fan mounting

NOTE: The construction of the subframe and relevant parts are dependent on the age of vehicle, type of chassis and the type of sweeping gear fitted.
Please contact the Parts Department quoting your machine serial number before ordering.

When ordering replacement parts, always give the machine's Serial Number and specify Part Number, Quantity & Description



SUBFRAME - EXHAUST PARTS



SUB FRAME - OIL COOLER FRAME

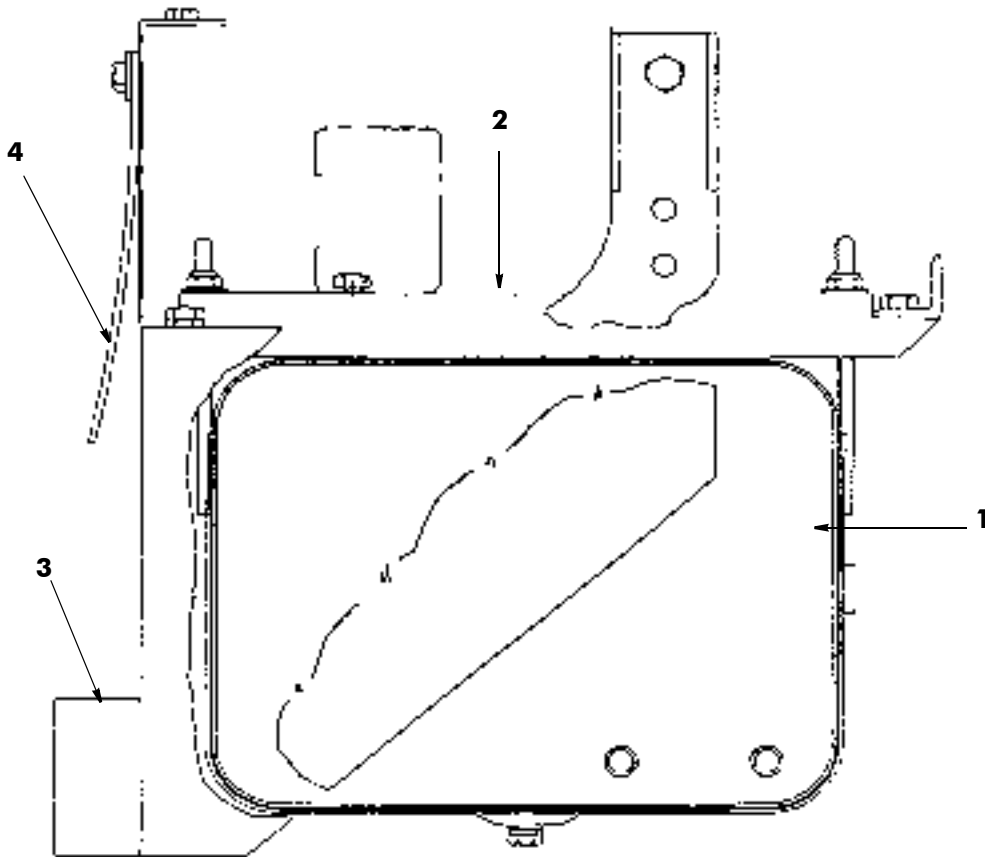
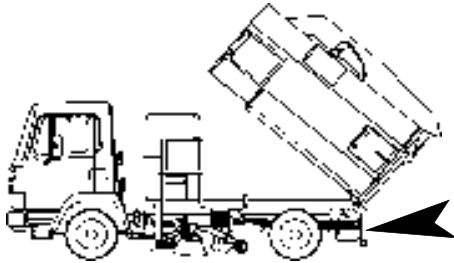
When ordering replacement parts, always give the machine's Serial Number and specify Part Number, Quantity & Description



<i>Item</i>	<i>Part Number</i>	<i>Quantity</i>	<i>Description</i>
SUB FRAME - FUEL TANK VARIANTS			
1	024501	1	. Fuel Tank 185 litre, Renault Premium
NI	024506	1	. . Fuel Tank Bracket L.H
NI	024505	1	. . Fuel Tank Bracket R.H
NI	024507	1	. . Fuel Tank Bracket Front
NI	020718	2	. . Fuel Tank Strap
1	022880	1	. Fuel Tank, Daf 45 Euro 11 Series
2	013197	1	. . Fuel Tank Support
3	013718	1	. . Tank Guard, 8 Ton
3	023556	1	. . Tank Guard, 8 Ton (Mol)
NI	022903	2	. . Fuel Tank Strap
1	023551	1	. Fuel Tank, Daf 45 8 Ton Dual
2	013197	1	. . Tank Support, Daf 45 Dual
3	023552	1	. . Tank Guard, Daf 45 Dual
NI	022883	1	. . Fuel Sender Gasket, Daf 45 Dual
1	022881	1	. Fuel Tank, Daf 45 Euro 2 (Rosmech)
2	013197	1	. . Tank Support, Daf 45 Dual
3	013718	1	. . Tank Guard, Daf 45 Dual
NI	022883	1	. . Fuel Sender Gasket, Daf 45 Dual
1	N/A	1	. Fuel Tank, Iveco 100E (Original Tank used)
3	020855	1	. . Tank Guard, Iveco 100E
NI	021417	2	. . Fuel Tank Strap, Iveco 100E
1	023787	1	. Fuel Tank 124 litre, Renault Midlum
NI	025835	1	. . Fuel tank Support L.H, Renault Midlum
NI	025836	1	. . Fuel tank Support R.H, Renault Midlum
NI	025837	1	. . Fuel tank Support Front, Renault Midlum
NI	020718	2	. . Fuel tank Strap, Renault Midlum
1	023787	1	. Fuel tank 124 litre, Renault ME160
2	023792	1	. . Fuel tank Support, Front
1	021343	1	. Fuel tank 160 litre, Volvo FL6 Dual
2	021387	1	. . Fuel tank Support
NI	021379	2	. . Tank strap
1	024185	1	. Fuel Tank 105 litre, Renault 'S' Series
NI	022903	2	. . Tank straps
3	020855	1	. . Tank guard
NI	024178	1	. . Bracket fuel tank
4	026709	1	. . Rubber Fuel Filler cover
1	028999	1	. Fuel Tank, Maz
NI	030011	2	. . Support, fuel tank
1	028872	1	. Fuel Tank 1000 litre (Twin Hatch Machine)
NI	028876	1	. . Fuel filler door (Twin Hatch Machine)
NI	028838	1	. . Fuel Tank Sender Unit 900 mm(Twin Hatch Machine)
NI	028839	1	. . Fuel Gauge (Twin Hatch Machine)
NI	028872	1	. . Fittings Kit (Twin-hatch Machine)

NOTE: The construction of the subframe and relevant parts are dependent on the age of vehicle, type of chassis and the type of sweeping gear fitted.
Contact the Parts Department quoting your machine serial number before ordering parts.

When ordering replacement parts, always give the machine's Serial Number and specify Part Number, Quantity & Description



FUEL TANK VARIANTS

When ordering replacement parts, always give the machine's Serial Number and specify Part Number, Quantity & Description

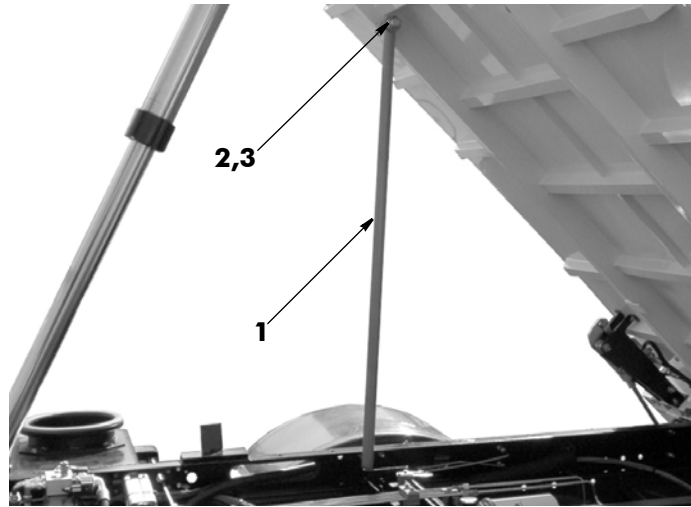


<i>Item</i>	<i>Part Number</i>	<i>Quantity</i>	<i>Description</i>
MANUAL HOPPER SAFETY PROP			
1	020875	1	Hopper prop, Merlin
1	013978	1	Hopper prop, Magnum
2	011083	1	. Mounting Bolt, 1" x 6" UNF
3	011062	1	. Mounting Nut, 1" UNF

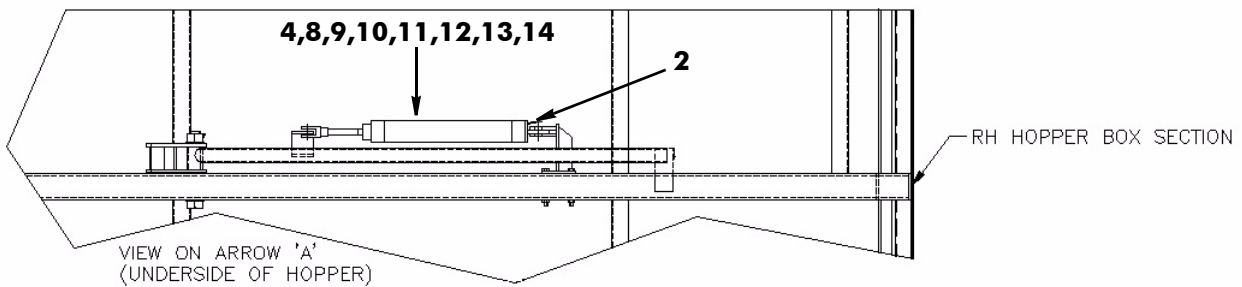
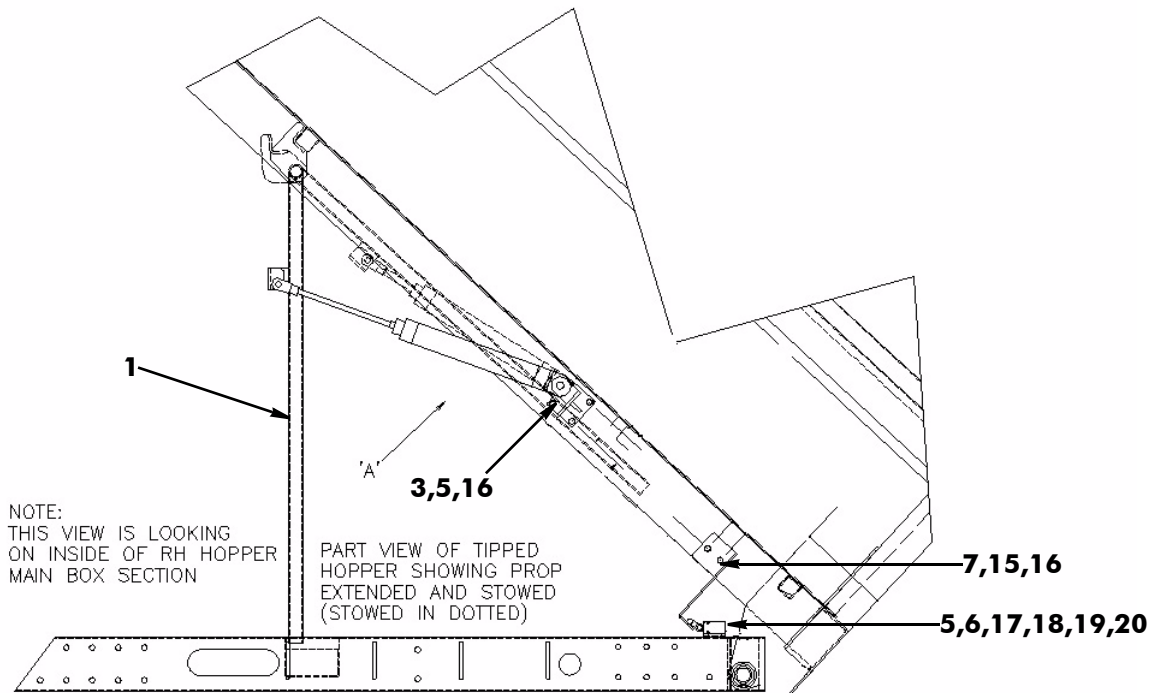
<i>Item</i>	<i>Part Number</i>	<i>Quantity</i>	<i>Description</i>
030160 AUTOMATIC HOPPER SAFETY PROP ASSEMBLY - OPTION			
1	030099	1	Hopper prop
2	030100	1	. Bracket, air cylinder
3	030101	1	. . Ram mounting catch pocket
4	030156	1	. . Air cylinder 40 x 250
5	030158	1	. . Proximity switch
6	030159	1	. . Proximity mounting
7	030174	1	. . Proximity actuator bracket
8	023111	1	. . Bellow
9	024650	As Req	. . Air pipe
10	014469	1	. . Clevis pin
11	023270	1	. . Clevis pin
12	023269	1	. . . Safety fastener
13	022673	1	. . . Clevis pin turned
14	022674	1	. . . Clip retaining
15	011415	6	. . Bolt M8 x 80 mm
16	011073	6	. . Nut, Nyloc M8
17	011067	2	. . Screw M6 x 20 mm
18	011071	2	. . Nut, Nyloc M6
19	000191	2	. . Screw, skt cap, M4 x 25 mm
20	000134	2	. . Nut, Nyloc M4

NOTE: For hopper ram assemblies please go to Hydraulic Section F29

When ordering replacement parts, always give the machine's Serial Number and specify Part Number, Quantity & Description



MANUAL HOPPER PROP



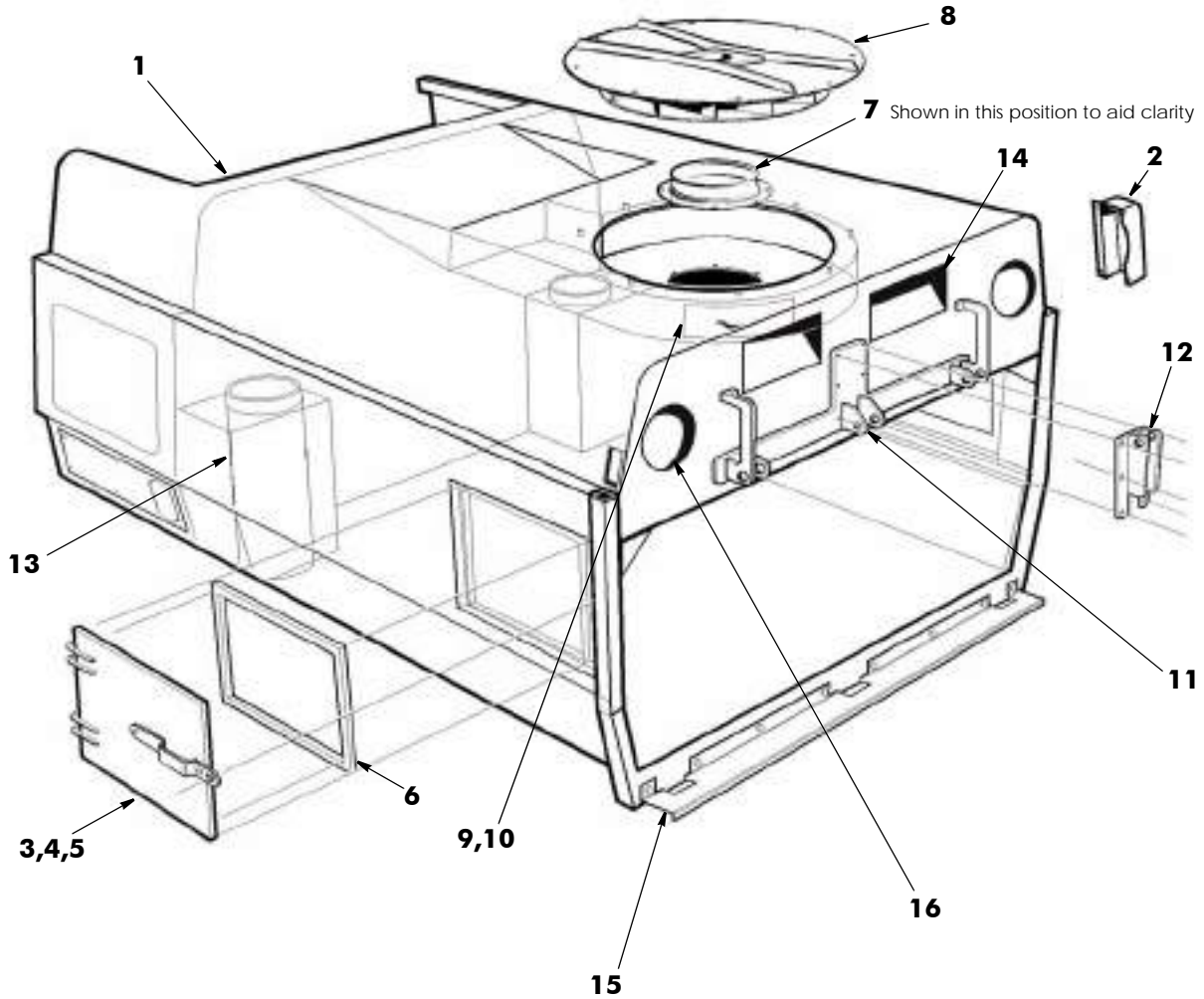
AUTOMATIC HOPPER PROP ASSEMBLY

When ordering replacement parts, always give the machine's Serial Number and specify Part Number, Quantity & Description



<i>Item</i>	<i>Part Number</i>	<i>Quantity</i>	<i>Description</i>
HOPPER - GENERAL ARRANGEMENT			
1	025855	1	. Hopper assembly, Merlin single sweep
1	022806	1	. Hopper assembly, Merlin dual sweep
1	028508	1	. Hopper assembly, Magnum dual sweep
1	025810	1	. Hopper assembly, Magnum Premium dual sweep
1	028835	1	. Hopper assembly, Magnum dual chute/twin rear hatch
2	024789	1	. . Capping, RH. Merlin
2	025766	1	. . Capping, RH. Magnum, 80 & 85
NI	024784	1	. . Capping, LH. Merlin
NI	025767	1	. . Capping, LH. Magnum, 80 & 85
3	028054	2	. Door, side-loading hatch (From 11/02)
3	025297	2	. Door, side-loading hatch (Upto 10/02)
4	027933	2	. . Handle, side door (From 11/02)
NI	027934	2	. . . Bolt, handle
NI	027937	2	. . . Nut, handle
4	021523	2	. . Handle, side door (Upto 10/02)
NI	013699	1	. . Bracket, mounting, door fastener (Upto 10/02)
5	013702	2	. . Fastener, AntiLuce, side door (Upto 10/02)
6	013599	1	. . Seal, side door
NI	025828	1	. Door with mesh screen, Merlin
NI	025678	1	. Door with mesh screen, Magnum & 85
NI	025688	1	. Door with mesh screen, Magnum Premium)
NI	011654	2	. Door hinge
NI	013072	1	. Budget lock R.H
NI	013073	1	. Spacer
7	024790	1	. Cone, inlet, suction fan (fitted from within hopper)
8	025564	1	. SUCTION FAN ASSEMBLY C23
9	013045	1	. Cover plate, fan housing
	000248	2	. . Wing nut, brass, M8
10	010502	1	. . Handle
11	024345	1	. Plate, hinge, rear door
11	025661	1	. Plate, hinge, rear door, 80/85
12	024346	1	. Mounting, adjustable, rear door ram
12	025660	1	. Mounting, adjustable, rear door ram 80/85
NI	024885	1	. . RAM, ASSEMBLY, REAR DOOR OPENING C27
NI	013514	1	. Scraper, suction fan cleaning
NI	013631	2	. . Clip, plastic, Firtree
13	-----	2	. DEFLECTOR TUBE C17
14	024773	2	. Cover plate, rear, hopper top
	000248	2	. . Plastic Knob (Replaces brass wing nut earlier machines)
15	028980	1	. Chute, discharge, Merlin (DDD Merc Atego use 030210)
15	028937	1	. Chute, discharge, Magnum (DDD Renault Premium use 030209)
15	030041	1	. Chute, discharge, 80/85 (DDD Renault Premium use 030208)
16	025486	2	. Cover, wander boom aperture (1 only required if boom is fitted)

When ordering replacement parts, always give the machine's Serial Number and specify Part Number, Quantity & Description



A TYPICAL HOPPER ARRANGEMENT
SCREENS & REAR DOOR OMITTED TO AID CLARITY

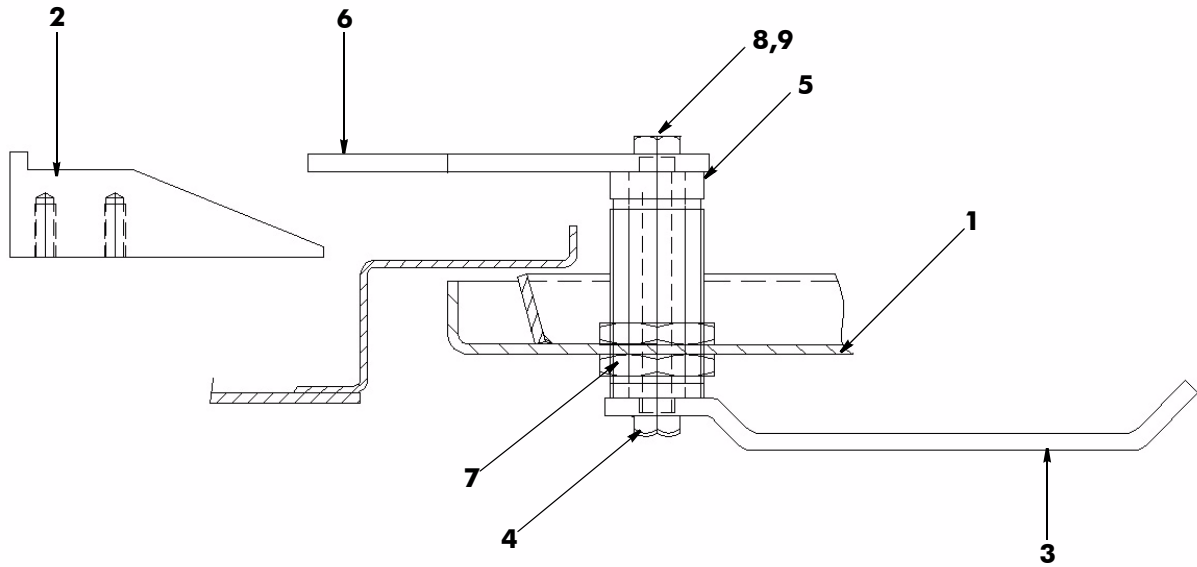
When ordering replacement parts, always give the machine's Serial Number and specify Part Number, Quantity & Description



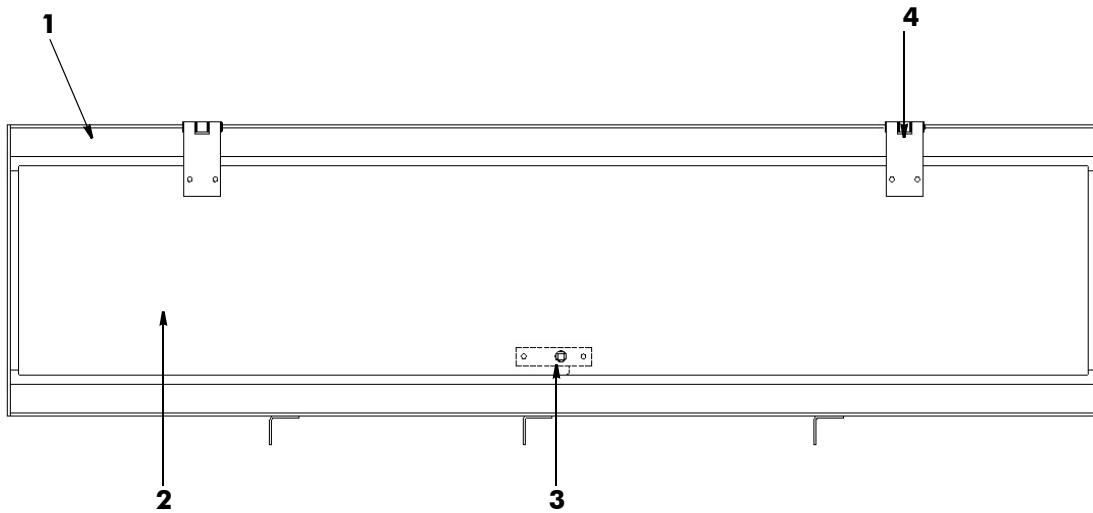
<i>Item</i>	<i>Part Number</i>	<i>Quantity</i>	<i>Description</i>
DOOR & HANDLE ASSEMBLY - CAT FLAP DOOR			
1	028054	1	Door, cat flap, Universal (Standard)
1	031327	1	Door, cat flap with wander hose connecting point LH (Option)
1	031328	1	Door, cat flap with wander hose connecting point RH (Option)
2	027932	1	Striker
3	027933	1	Handle
4	027934	1	Spindle, door catch
5	027935	1	Bearing, door catch
6	027936	1	Door catch
7	027937	1	Backnut $\frac{3}{4}$ " BSP
8	011019	1	Bolt M8 x 90 mm
9	011073	1	Nut, nyloc M8

<i>Item</i>	<i>Part Number</i>	<i>Quantity</i>	<i>Description</i>
HOPPER TOOL LOCKER - (OPTION)			
1	028504	1	Ancillary tool locker
2	028505	1	. Locker Door
3	013072	1	. Budget Lock RH
4	011654	2	. Hinge

When ordering replacement parts, always give the machine's Serial Number and specify Part Number, Quantity & Description



**DOOR CATCH ASSEMBLY
CAT FLAP DOOR**



**HOPPER TOOL LOCKER
(OPTION)**


When ordering replacement parts, always give the machine's Serial Number and specify Part Number, Quantity & Description





<i>Item</i>	<i>Part Number</i>	<i>Quantity</i>	<i>Description</i>
HOPPER INTERNAL COMPONENTS MERLIN/MAGNUM			
1	024790	1	. Cone, inlet, suction fan
2	022644	2	. Deflector, Universal
2	023208	2	. Deflector, Universal (Shot Peen)
	011055	2	. . Bolt, hex hd, M12 x 65 mm long
	011051	4	. . Bolt, hex hd, M12 x 25 mm long
3	025435	2	. Deflector Tube 750 mm (Merlin)
3	025401	2	. Deflector Tube 850 mm (Magnum)
3	025665	2	. Deflector Tube 925 mm (Magnum 8000 & 8500)
3	024735	2	. Deflector tube 600 mm (Magnum 8000)
4	024668	1	Screen, filter
5	028052	1	. Safety bracket
6	028265	1	. Screen handle catch
7	028053	1	. Safety link
8	025245	3	Hinge Points
NI	030541	1	DEFLECTOR FLAP ASSEMBLY C19
9	027936	2	DOOR LOCKING CATCH. C15

When ordering replacement parts, always give the machine's Serial Number and specify Part Number, Quantity & Description



HOPPER INTERNAL COMPONENTS

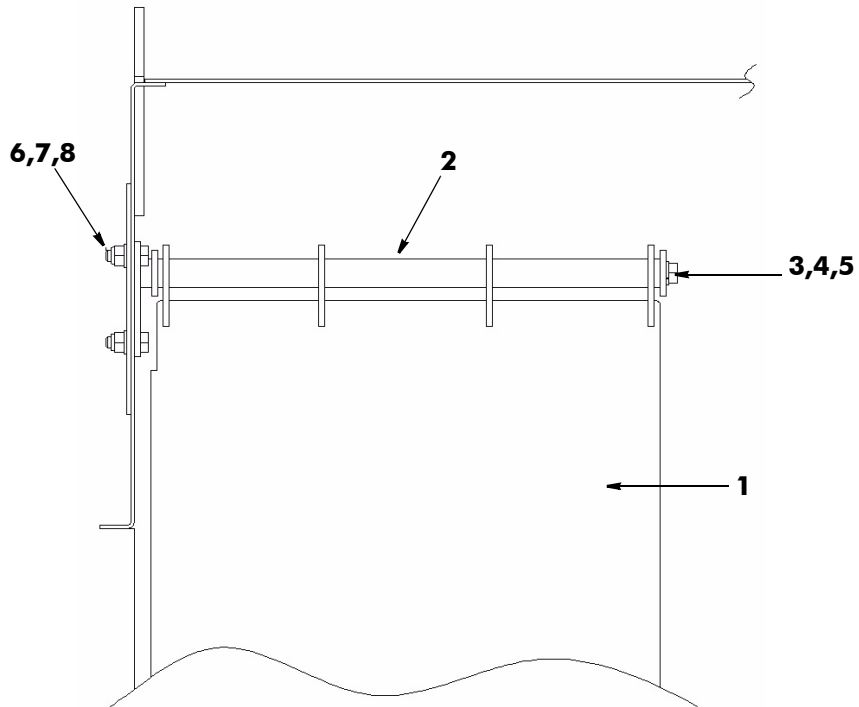
When ordering replacement parts, always give the machine's Serial Number and specify Part Number, Quantity & Description





<i>Item</i>	<i>Part Number</i>	<i>Quantity</i>	<i>Description</i>
	030541		DEFLECTOR FLAP ASSEMBLY
1	030535	1	Deflector flap
2	030536	1	. Mounting bar
3	030537	1	. Locking ring
4	011031	1	. Hex, Setscrew M10 x 25 mm
5	011095	1	. Washer, spring M10
6	011032	3	. Hex, Setscrew M10 x 30 mm
7	011075	3	. Nut, nyloc M10
8	011094	3	. Washer M10

When ordering replacement parts, always give the machine's Serial Number and specify Part Number, Quantity & Description



DEFLECTOR FLAP ASSEMBLY

When ordering replacement parts, always give the machine's Serial Number and specify Part Number, Quantity & Description




<i>Item</i>	<i>Part Number</i>	<i>Quantity</i>	<i>Description</i>
024793 AUTO BLANKING - ARRANGEMENT (DUAL)			
1	021514	2	. Flap Lid blanking
1	024056	2	. Flap Lid blanking (Lined)
2	021164	2	.. Flap pivot
NI	010903	1	... Grease nipple, straight, 1/8" BSP
3	024772	2	.. Flap lever
NI	013488	2	... Bush
4	021467	2	. Pneumatic cylinder
5	024646	1	.. Elbow, 6 mm x 1/4" BSP
NI	021158	1	.. Regulator, air flow
6	014457	1	.. Bracket, cylinder mounting
7	021163	1	... Pivot, cylinder
NI	021560	1	.. Seal Kit (Pneumatic cylinder 021467)
8	014469	1	.. Clevis M12 x 1.25
9	023270	1	... Pin, clevis
10	023269	1	... Safety fastener
NI	002010	2	Plug, 1/8" BSP, Skt.
11	024650	As Req	. Tubing, air, flexible nylon, 6 mm Superflex
12	021517	1	Flap arm L.H.
NI	021518	1	Flap arm R.H.
NI	025486	1	Cover plate, (located in storage locker, to protect wander hose)

NOTE:



Items listed in the foregoing parts list are identical for both LH and RH blanking assemblies, except where identified specifically to one side only.

AUTO-BLANKING RAMS

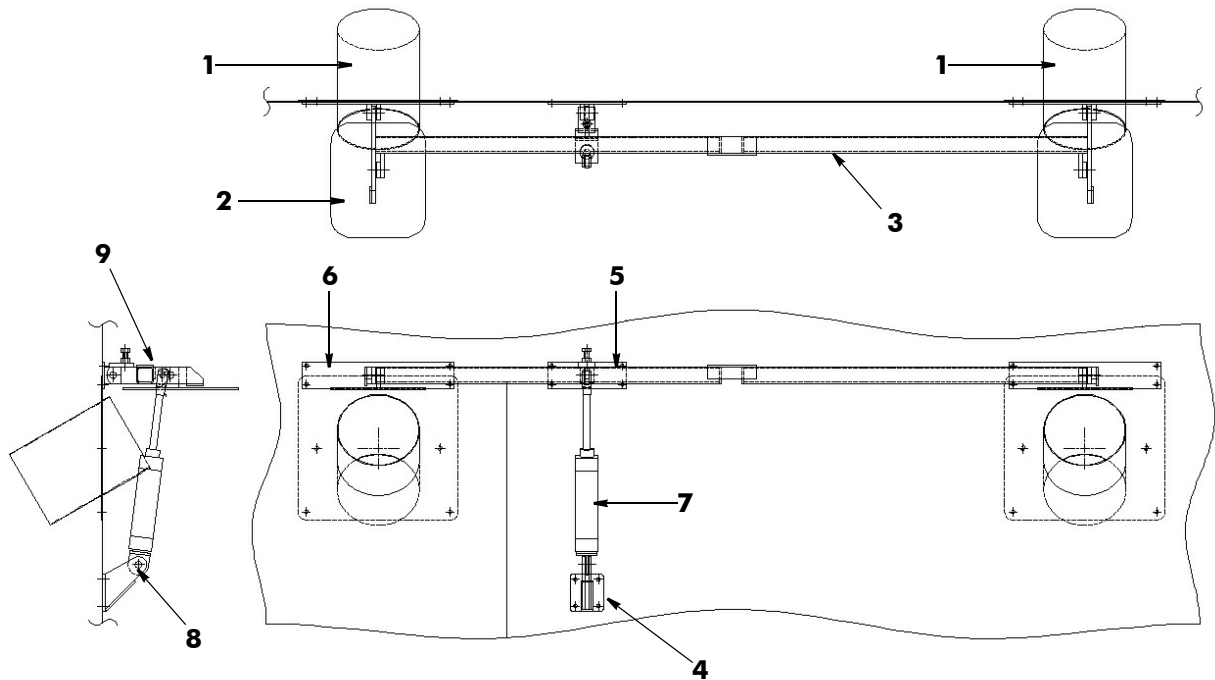


<i>Item</i>	<i>Part Number</i>	<i>Quantity</i>	<i>Description</i>
027736 REAR DOOR AUTOBLANKING ASSEMBLY - OPTION			
1	027674	2	Hose Spigot Plate
2	027675	2	. Flap plate
3	027802	1	. Pivot bar
4	027679	1	. Ram bracket
5	027737	1	. Adjuster bracket
6	027738	2	. Pivot bracket
7	020602	1	. Pneumatic cylinder, 40 mm x 125 mm
8	014457	1	.. Ram Bracket
9	014469	1	.. Clevis M12 x 1.25

When ordering replacement parts, always give the machine's Serial Number and specify Part Number, Quantity & Description



AUTOBLANKING ARRANGEMENT
Left Hand shown RH Similar



REAR DOOR AUTOBLANKING ASSEMBLY

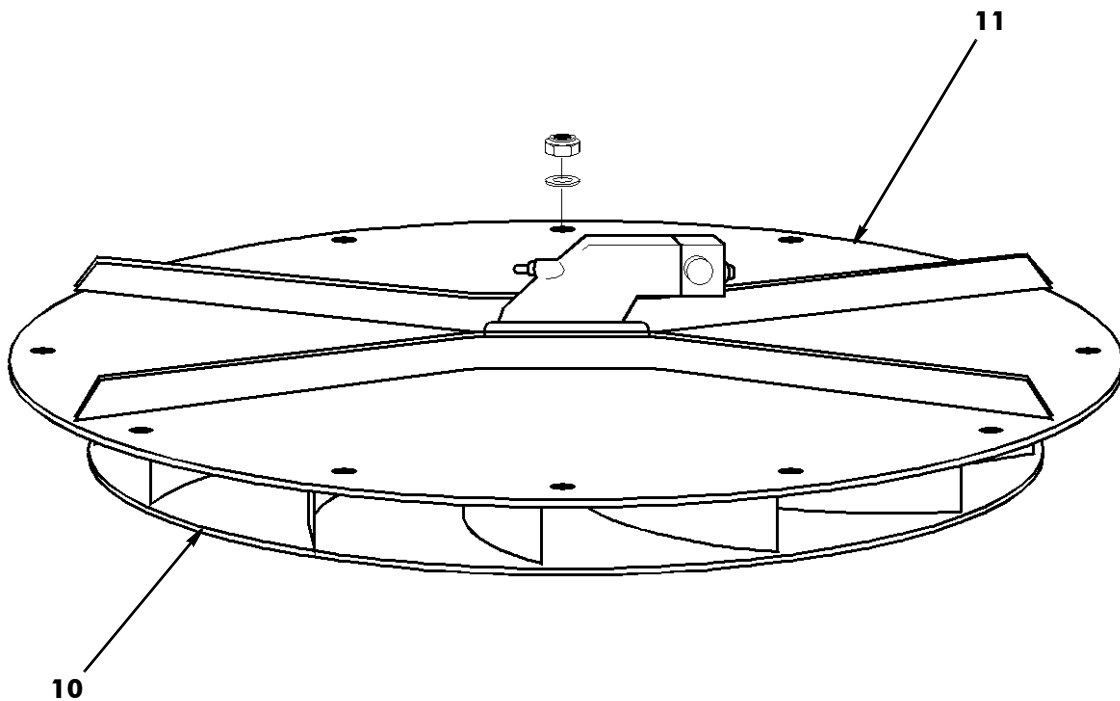

When ordering replacement parts, always give the machine's Serial Number and specify Part Number, Quantity & Description





<i>Item</i>	<i>Part Number</i>	<i>Quantity</i>	<i>Description</i>
SUCTION FAN ARRANGEMENT			
NI	025564	1	. FAN MOTOR ASSEMBLY (as 025564 + items marked *)
1	024641	1	. . Motor, Voac F12-030-MF-CH-K F23
NI	024791	1	. . . Cap Washer, voac motor
NI	011052	1	. . . Bolt, hex, M12 x 30 mm long
NI	027237	1	. . . Seal Kit, for 024641 Voac Fan Motor
NI	000048	4	. . . Screw, skt hd, M10 x 80 mm long
NI	011095	4	. . . Washer. spring 10 mm
2	025390	1	. . Valve Block
3	011151	2	. . Adaptor, straight, $\frac{3}{4}$ " BSP
4	011155	2	. . Seal, Dowty, $\frac{3}{4}$ " BSP
5	011248	1	. . . Adaptor, M18 x $\frac{3}{8}$ " BSP
6	011247	1	. . . Seal, Dowty, M18
NI	011172	1	. . Elbow, Swivel, $\frac{3}{8}$ " BSP (Magnum only) *
7	010921	1	. . Hose Stem $\frac{3}{8}$ " x $\frac{3}{8}$ " BSP
	010928	1	. . Nut, hex, brass, $\frac{3}{8}$ " BSP/
8	002076	1	. . Plug M12 x 1 (MERLIN, 80 & 85 Only)
9	025184	1	. . Speed Sensor (Green lead)
10	025241	1	. Impellor
11	024679	1	. Fan plate
NI	000280	16	. . Bolt M10 x 25 mm
NI	011424	16	. . Washer, 10 mm $\frac{3}{8}$ "
NI	011075	16	. . Nut, hex, M10, Nyloc
NI	013514	1	. Fan scraper (mounted at rear of hopper, on top)
NI	013631	2	. . Clip, Firtree

When ordering replacement parts, always give the machine's Serial Number and specify Part Number, Quantity & Description



SUCTION FAN ARRANGEMENT

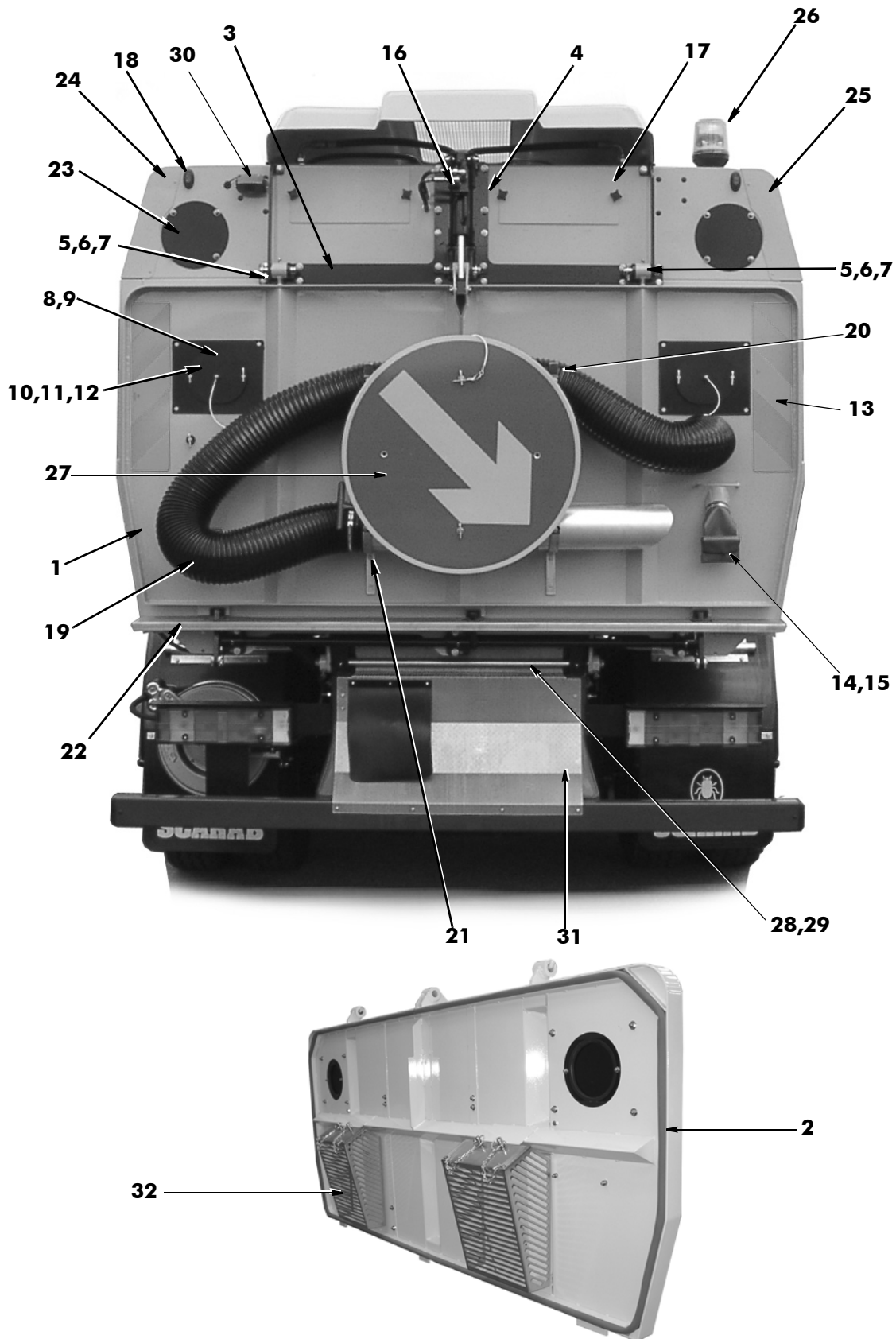
When ordering replacement parts, always give the machine's Serial Number and specify Part Number, Quantity & Description





Item	Part Number	Quantity	Description
HOPPER REAR & REAR DOOR ARRANGEMENT			
1	023012	1	. Rear Door, MERLIN / 3001-6001 / 3501 - 6501
1	027902	1	. Rear Door, MAGNUM / 7001 / 7501
1	025511	1	. Rear Door, MAGNUM / 8001 / 8501
2	010544	1	. . . Seal, rear door, Merlin / 3001-6001 / 3501-6501
2	030481	1	. . . Seal, rear door, Magnum / 7001 / 7501
2	030806	1	. . . Seal, rear door, Magnum Plus / 8001 / 8501
3	024345	1	. Hinge plate, adjustable, Merlin/Magnum (used with item 15)
3	025660	1	. Hinge plate, adjustable, Magnum Plus / 8001 / 8501
4	024346	1	. Plate mounting, adjustable Ram mount, Merlin/Magnum
4	025661	1	. Plate mounting, adjustable Ram mount, Magnum Plus/80-85
	011033	6	. . Setscrew, hex hd, M10 x 35 mm long
5	013051	3	. . Hinge Pin, Outer
6	013053	1	. . . Linch Pin
7	010902	1	. . . Grease nipple 1/8" BSP x 90 mm long
8	023009	2	. Plate, mounting, wander hose
	011010	8	. . Setscrew, hex hd, M8 x 25 mm long
	011073	8	. . Nut, nyloc M8
9	012253	2	. . . Antiluce, small
NI	025222	As Req	. . Seal, Titanfast, section DX78
10	012486	2	. . Cap plate
11	020711	2	. . . Leash Cable
	011012	1 Setscrew, hex hd, M8 x 30 mm long
	011078	1 Nut, hex, 2 BA, Nyloc
12	012253	4	. . Antiluce, small, cap plate stowage
NI	021979	1	. . . Rubber washer, thick
13	022389	2	. . Marker plates, vehicle rear
14	010998	2.50	. . Hose, layflat
15	012931	1	. . . Hose clip, worm drive
16		1	. RAM ASSEMBLY, REAR DOOR OPENING C27
NI	025200	1	. CATCH ASSEMBLY, REAR DOOR LOCKING C27
17	024773	2	. Cover plate, fan access
	000248	4	. . Grip nut, with brass insert
18	030773	2	Marker light, Red LED Type (Rear boom machines see below)
18	024615	2	Marker light (Rear boom machines only)
19	015033	1	. WANDER HOSE ASSEMBLY D25
20	010245	2	. . Hook, Top mounting, wander hose
	011011	4	. . . Setscrew, hex hd, M8 x 25 mm long
21	022747	2	. . Hook, Lower mounting, wander hose
	011011	4	. . . Setscrew, hex hd, M8 x 25 mm long
22	028980	1	Chute, discharge, (Merlin) (DDD Merc Atego 1018 use 030210)
22	028937	1	Chute, discharge, (Magnum) (DDD Renault Premium use 030209)
22	030041	1	Chute, discharge, (8000/8500) (DDD Renault Premium use 030208)
23	025486	2	. Plate, cover, rear wander boom aperture
24	024784	1	. Capping, LH 5.5 Body
24	025767	1	. Capping, LH 6.5 / 7.5 Body
25	024789	1	. Capping, RH 5.5 Body
25	025766	1	. Capping, RH 6.5 / 7.5 Body
26	014064	As Req	Beacon, 24 Volt
NI	011497	As Req	. Bulb, spare
27	026694	1	Direction sign assembly 750 mm (Option)
28	013065	1	Hinge Pin, hopper
29	020336	2	. Bush
30	030473	1	Camera, Brigade CCTV 12/24 Volt (Option)
31	-----	1	Rear Cover - (Please supply Machine Number Varies on Chassis)
32	022292	2	Strainers - Rear door (Option)

When ordering replacement parts, always give the machine's Serial Number and specify Part Number, Quantity & Description



HOPPER REAR & REAR DOOR ARRANGEMENT

When ordering replacement parts, always give the machine's Serial Number and specify Part Number, Quantity & Description




Item	Part Number	Quantity	Description
RAM ARRANGEMENT, REAR DOOR OPENING			
1	024346	1	. Mounting plate, adjustable, door ram, (Merlin/Magnum)
1	025661	1	. Mounting plate, adjustable, door ram, (Magnum Plus/80/85)
	011037	6	.. Setscrew, hex hd, M10 x 65 mm long
2	022511	1	.. Ram, hydraulic
NI	022777	1	... Seal Kit, for Ram 022511
3	022558	1	... Pin, upper
4	011102	4 Washer, 20 mm
5	011122	2 Split Pin, $\frac{3}{16}$ " x $1\frac{1}{2}$ "
6	014038	1	... Pin, lower
7	011102	2 Washer, 20 mm
8	011122	2 Split Pin, $\frac{3}{16}$ " x $1\frac{1}{2}$ "
9	024884	1	.. Valve, hydraulic, load check
10	011317	2	.. Hose assembly, $\frac{1}{4}$ " BSP x 295 mm long
11	011269	1	... Adaptor, bulkhead, $\frac{1}{4}$ " BSP
12	011158	2	... Adaptor, $\frac{1}{4}$ " BSP
13	011152	2 Dowty seal $\frac{1}{4}$ " BSP

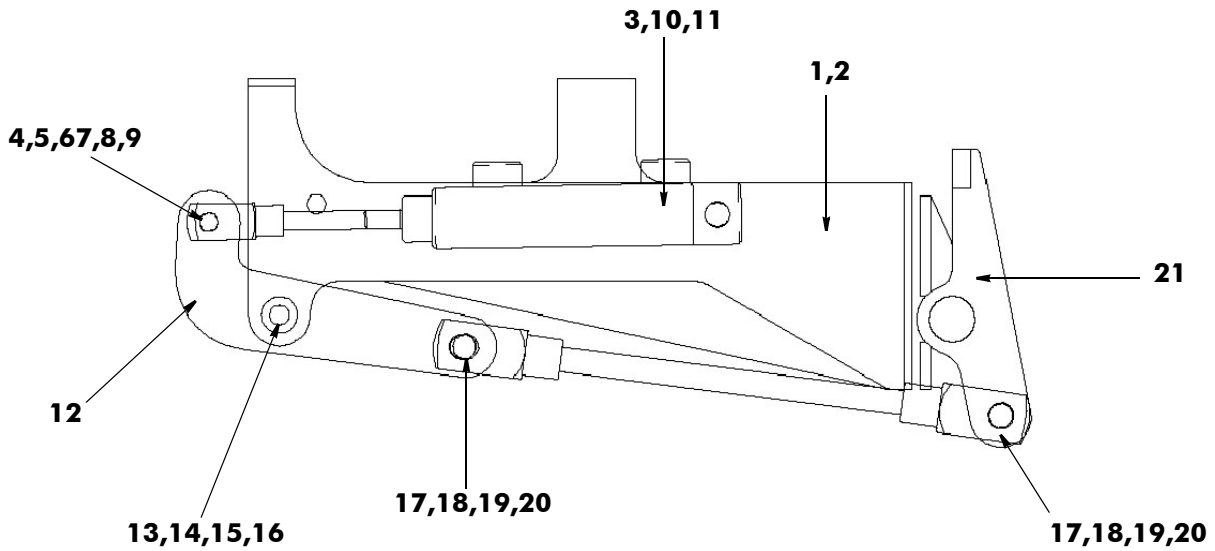
Item	Part Number	Quantity	Description
REAR DOOR LOCKING ASSEMBLY (DUAL LOCKING)			
1	022343	1	Side plate rear door clamp LH, (Merlin)
1	027903	1	Side plate rear door clamp LH, (Magnum/80/85)
2	022342	1	Side plate rear door clamp RH, (Merlin)
2	027904	1	Side plate rear door clamp RH, (Magnum/80/85)
3	022350	2	. Ram
4	022451	2	. Spacer
5	011133	2	Bolt M16 x 100 mm
6	011060	2	Nut, nyloc M16
7	014469	2	Clevis M12
8	023269	2	Clip
9	023270	2	Pin, clevis
10	000211	1	Nut M12 x 1.25
11	002017	1	Adaptor, banjo, $\frac{1}{4}$ "
12	024999	2	Operating lever
13	013488	4	Bush
14	022451	6	Spacer
15	000139	2	Bolt M12 x 90 mm
16	011077	2	Nut, nyloc M12
17	020299	4	Clevis M16
18	022674	4	Clip
19	022673	4	Pin, clevis
20	000138	4	Nut, M16 x 1.5
21	030996	1	Door catch assembly, (Merlin, from Sept 2004)
21	025200	1	Door catch assembly, (Merlin, upto Sept 2004)
21	027908	1	Door catch assembly, (Magnum)
21	028089	1	Door catch assembly, (Magnum Plus / 80/85)
22	011031	8	. Bolt M10 x 25 mm
23	011075	8	. Nut, nyloc M10
NI	028277	1	*Side plate external rear door clamp LH
NI	028278	1	*Side plate external rear door clamp RH
NI	028085	1	* Rear hinge support

NOTE: * 028277-8 Side plates - External side plates not shown for clarity.
 * 028085 Rear hinge support - 1 off Not shown

When ordering replacement parts, always give the machine's Serial Number and specify Part Number, Quantity & Description



REAR DOOR OPENING RAM



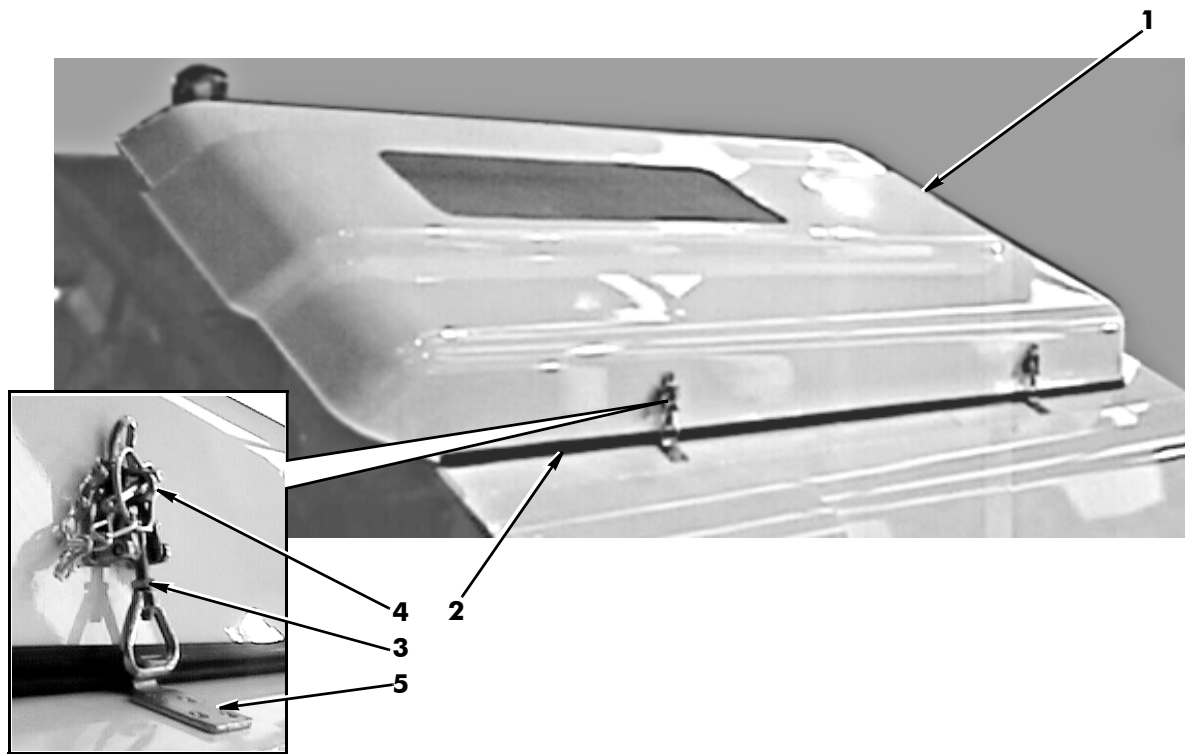
REAR DOOR LOCKING RAM

When ordering replacement parts, always give the machine's Serial Number and specify Part Number, Quantity & Description



<i>Item</i>	<i>Part Number</i>	<i>Quantity</i>	<i>Description</i>
	026061		HOPPER COVER ARRANGEMENT MERLIN/MAGNUM/8000
1	024704	1	. Hopper cover
2	013952	5.80 m	.. Seal
3	022656	5	.. Toggle clip, fastener
	000005	3	... Screw, Csk Hd, 2BA x $\frac{3}{4}$ "
	011078	3	... Nut, Hex, 2BA, Nyloc
4	013507	5	... Linch pin (C/with chain)
5	022657	5	.. Toggle clip, hook plate

When ordering replacement parts, always give the machine's Serial Number and specify Part Number, Quantity & Description



HOPPER COVER - MERLIN/MAGNUM

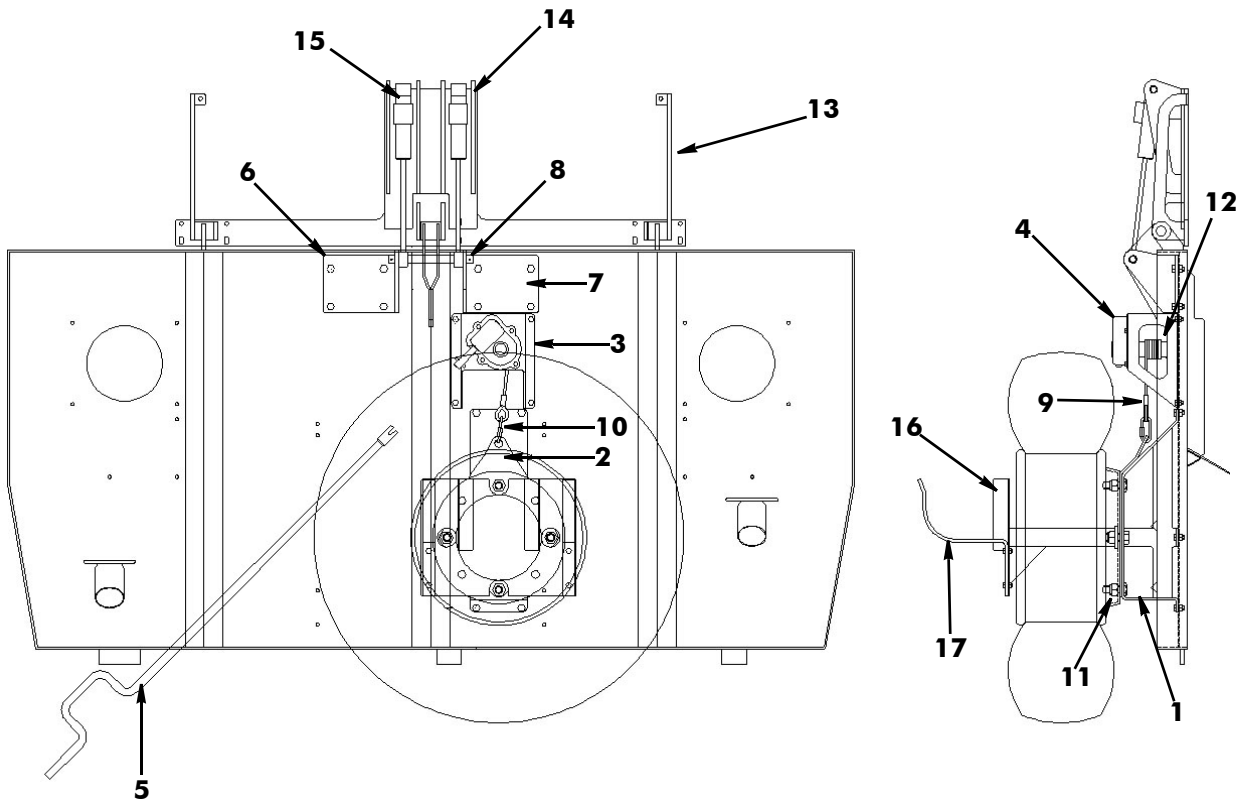
When ordering replacement parts, always give the machine's Serial Number and specify Part Number, Quantity & Description



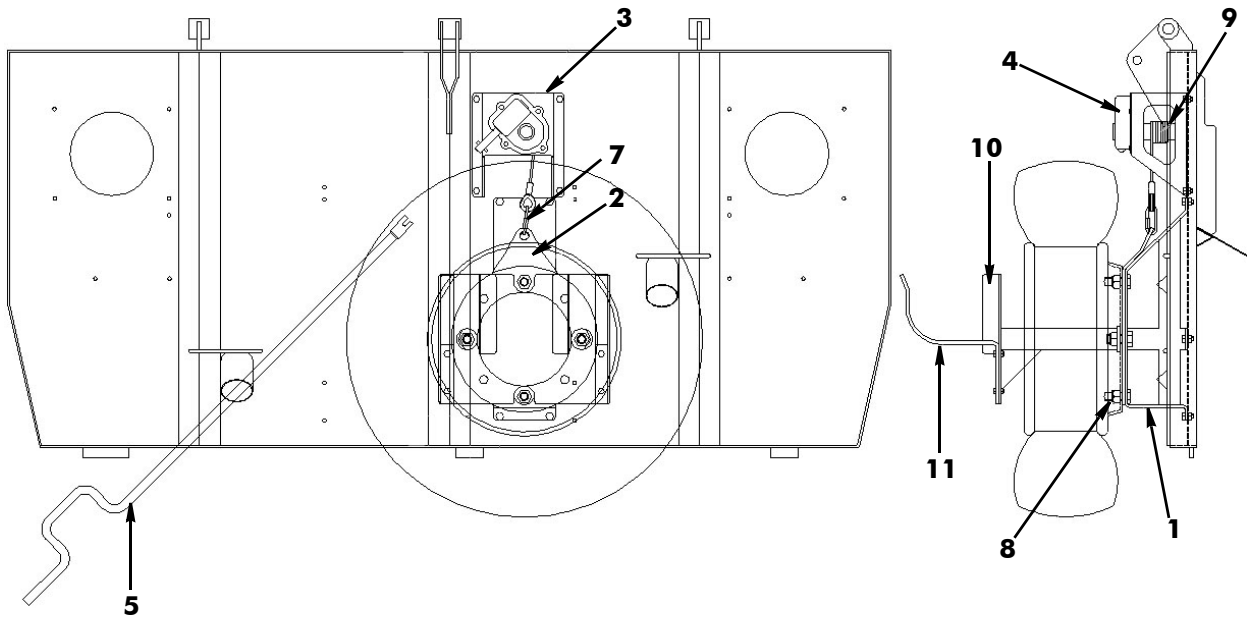
<i>Item</i>	<i>Part Number</i>	<i>Quantity</i>	<i>Description</i>
	028528		REAR DOOR - SPARE WHEEL CARRIER - MAGNUM (OPTION)
1	026777	1	Bracket, spare wheel
2	026778	1	Lift Plate
3	026779	1	Bracket, winch
4	028406	1	Mod to Iveco Winch
5	028407	1	Winch handle
6	028523	1	Ram pivot LH
7	028524	1	Ram pivot RH
8	028525	1	Ram pin
9	028645	1	Winch cable
10	010606	1	Carabiner
11	011082	4	Nut, nyloc M20
12	014107	2	Cable grip 6 mm
13	025660	1	Adjustable hinge plate
14	025661	1	Adjustable ram mount
15	022511	1	Ram
16	028684	1	Rear boom carrier
17	022747	2	Hose hook large

<i>Item</i>	<i>Part Number</i>	<i>Quantity</i>	<i>Description</i>
	028527		REAR DOOR - SPARE WHEEL CARRIER - MERLIN (OPTION)
1	026777	1	Bracket, spare wheel
2	026778	1	Lift plate
3	026779	1	Bracket, winch
4	028406	1	Mod to Iveco winch
5	028407	1	Winch handle
6	028645	1	Winch cable
7	010606	1	Carabiner
8	011082	4	Nut, nyloc M20
9	014107	2	Cable grip 6 mm
10	028684	1	Rear boom carrier
11	022747	2	Hose hook large

When ordering replacement parts, always give the machine's Serial Number and specify Part Number, Quantity & Description



SPARE WHEEL CARRIER - MAGNUM



SPARE WHEEL CARRIER - MERLIN

When ordering replacement parts, always give the machine's Serial Number and specify Part Number, Quantity & Description



THIS PAGE INTENTIONALLY LEFT BLANK

When ordering replacement parts, always give the machine's Serial Number and specify Part Number, Quantity & Description

ILLUSTRATED PARTS CATALOGUE

SCARAB TRUCK-MOUNTED SWEEPERS - CANbus MODELS

SECTION D SWEEPING, SUCTION AND ASSOCIATED EQUIPMENT

Table of Contents

Assembly/Description	Page
SWEEPING EQUIPMENT	
Suction Box Consumables	1
Side Brush Consumables	1
Widesweep Brush Consumables	1
Side Brush Arrangement (Pneumatic lift) ◆	5
Side Brush Arrangement (Hydraulic lift)	7
Front Brush Arrangement ◆	11
Wide-Sweep Arrangement	13
Wide-Sweep Bearing Assembly	15
Wide-Sweep Slewing Arrangement	15
SUCTION EQUIPMENT	
Tilting Suction Nozzle Arrangement	17
Full Width Nozzle Arrangement◆	21
Suction Nozzles - Pneumatic Lifting Arrangement	23
Suction Spigots - Sub Frame	23
Wander Hose Arrangement	25
Wander Boom Arrangement - Rear Mounted◆	27
Wander Boom Pneumatic Arrangement - Rear Mounted with Remote Control ◆	29
Rear Suction Nozzle Assembly◆	31

◆ Optional Equipment

NOTE:

1. Merlin equates to Major 3001, 5001, 6001 or Maxim 3501, 5501, 6501 in France
Magnum equates to Major 7001 or Maxim 7501 in France

ANNEX 'A' - MERLIN XP SUCTION BOX ASSEMBLY.....36



<i>Item</i>	<i>Part Number</i>	<i>Quantity</i>	<i>Description</i>
SUCTION BOX CONSUMABLES			
1	024550	1	Flap Set Complete, Merlin/Magnum
2	013023	2	Front/Rear Flap Only, Merlin/Magnum
2	027146	2	Front/Rear Flap Only, Magnum Plus/80/85
3	013362	2	Clamp, retaining, Merlin/Magnum
3	027210	2	Clamp, retaining, Magnum Plus/80/85
4	013025	2	Clamp, Front/Rear, Merlin/Magnum
4	027147	2	Clamp, Front/Rear, Magnum Plus/80/85
5	013283	1	Side Flap only (All Models)
6	013024	1	Clamp Side (All Models)
7	013028	1	Hose, Suction
8	012933	2	. Jubilee clip
9	013601	1	Spigot Seal
10	027154	1	Cable, Steel, crimped eye
11	020331	2	Wheel 250mm dia
NI	021933	2	. Bearing Kit - 250mm Wheel
12	025681	1	Cable, Gobbler

NOTE: For complete Suction Box Assembly please go to Page 17

<i>Item</i>	<i>Part Number</i>	<i>Quantity</i>	<i>Description</i>
SIDE BRUSH CONSUMABLES			
13	023470		Side brush 315mm dia
13	031423		Side brush 315mm, 3 Row, 4 Hole
13	023473		Side brush 400mm dia
13	020921		Weed ripper brush (Cable type)
13	025744		Poly Brush 400mm
14	010247		Skirt, Sidebrush
15	010275		. Clamp, sidebrush skirt
16	013145		. Angle , sidebrush skirt

NOTE: For complete Side Brush Assembly (Pneumatic Type) see Page D5
For the Hydraulic Side brush Assembly see Page D9


<i>Item</i>	<i>Part Number</i>	<i>Quantity</i>	<i>Description</i>
WIDESWEEP BRUSH CONSUMABLES			
17	023474	33	Poly brush refill, 400mm (45 Required for Extended Widesweep)
17	023471	33	Poly brush refill 300mm (45 Required for Extended Widesweep)
17	010505	33	Wire brush refill 400mm (45 Required for Extended Widesweep)
17	012966	33	Wire brush refill 300mm (45 Required for Extended Widesweep)
18	022516	1	Skirt, Widesweep
18	026026	1	Skirt, Extended Widesweep
19	022517	1	. Clamp, Widesweep
19	026025	1	. Clamp, Extended widesweep

NOTE: For complete Wide Sweep Brush Assembly see Page 13

When ordering replacement parts, always give the machine's Serial Number and specify Part Number, Quantity & Description



D



SWEEPING AND SUCTION CONSUMABLE ITEMS

When ordering replacement parts, always give the machine's Serial Number and specify Part Number, Quantity & Description

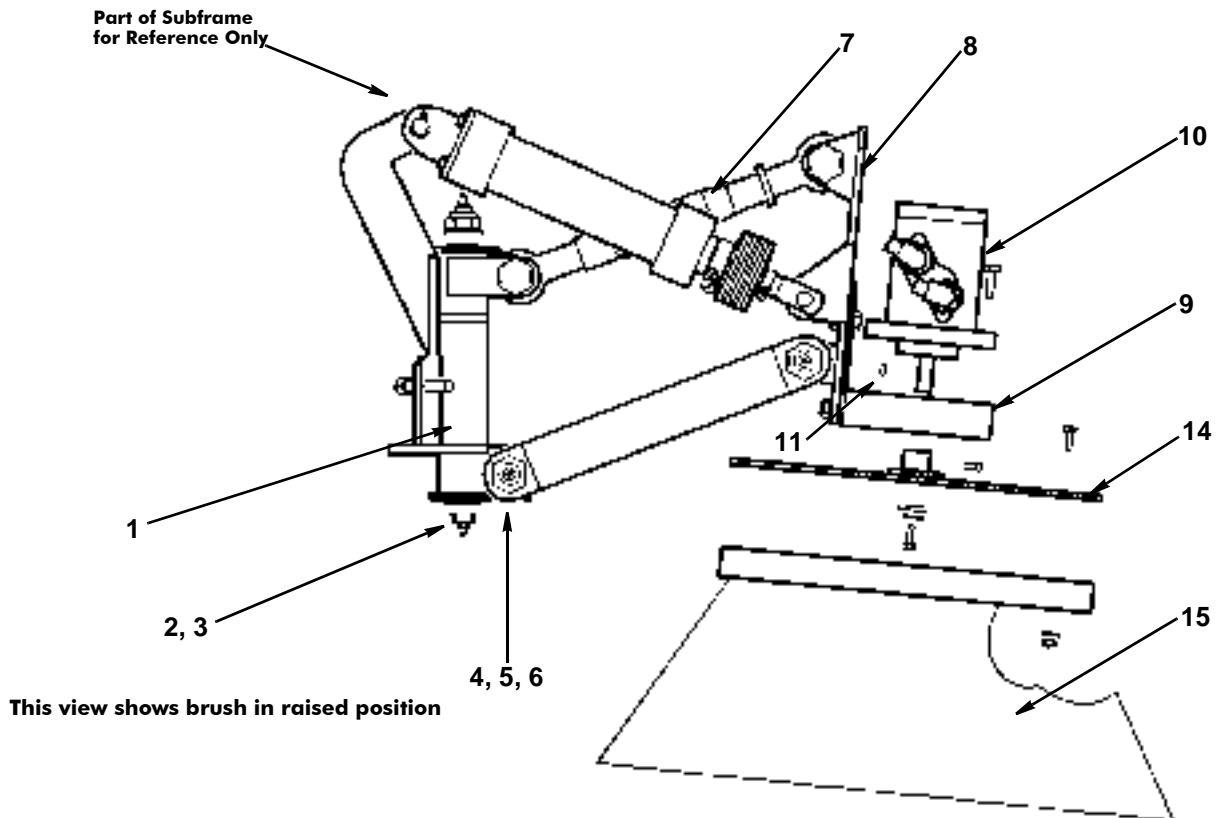
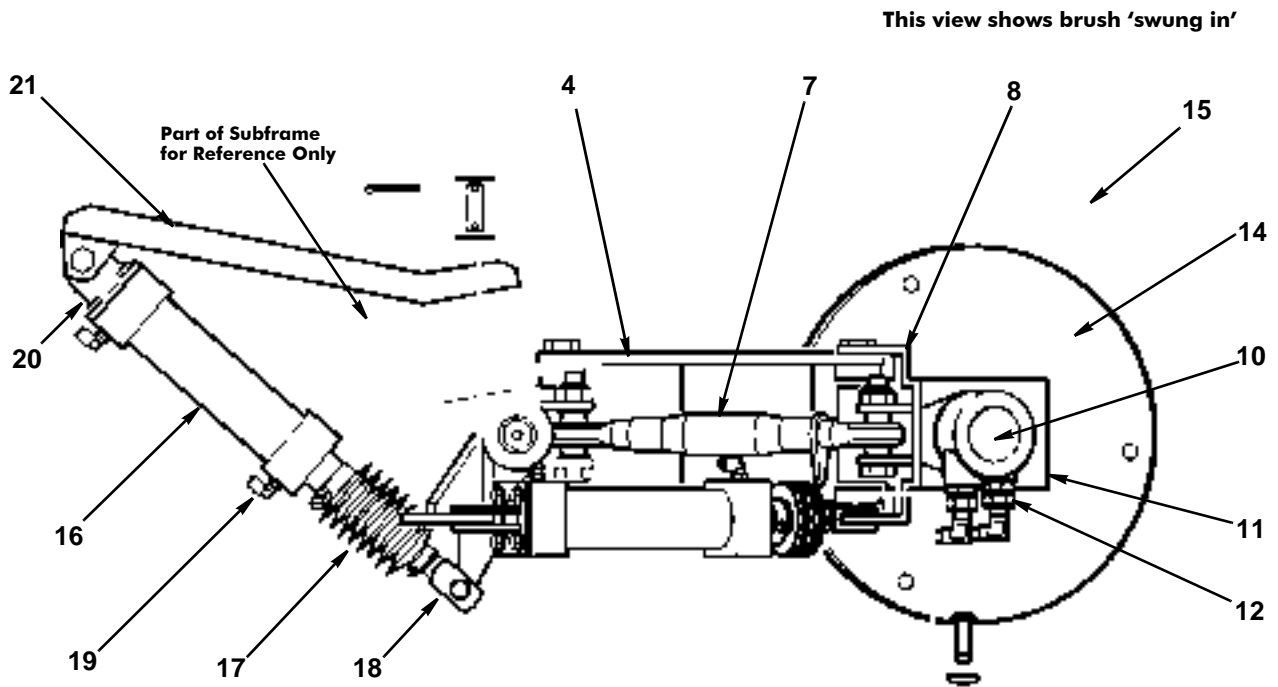


<i>Item</i>	<i>Part Number</i>	<i>Quantity</i>	<i>Description</i>
SIDE-BRUSH ARRANGEMENT - PNEUMATIC LIFT TYPE			
1	023120	1	. Kingpost, LH
NI	023124	1	. Kingpost, RH
2	013007	1	.. Kingpin
3	013012	2	... Bush, plastic, kingpin
4	014801	1	. Link, lower
	014796*	2	.. Bolt, hex hd, pivot, M16 (special bolt with grease nipple)
	014798*	2	.. Washer, 24 x 40 x 3
	014797*	2	.. Washer, 17 x 40 x 3
	011060*	2	.. Nut, hex, M16, Nyloc
5	013012*	4	.. Bush
6	014799*	4	.. Sleeve, spacer
7	013011	1	. Link, top (turnbuckle)
	011140	2	.. Bolt, hex hd, M18 x 90 mm long
	011138	2	.. Washer, plain, 18 mm
	011139	2	.. Nut, hex, M18, Nyloc
8	023121	1	. Plate, swivel
9	010007	1	. Bracket, hydraulic motor
10	010749	1	.. MOTOR, HYDRAULIC, DANFOSS OMP200 Page F27
	011069	2	... Bolt, hex hd, M12 x 40 mm long
	011077	2	... Nut, hex, M12, Nyloc
11	011515	1	... Key, motor shaft
NI	023069	AsReq	... Seal kit, Danfoss motor
12	011167	2	... Adaptor, 1/2" x 3/8" BSP
13	011154	2	... Seal, Dowty 1/2" BSP
14	011688	1	.. Hub, side brush, 4 Hole, (Merlin)
14	014067	1	.. Hub, side brush, 3 Hole, (Magnum)
	011011	1	... Bolt, hex hd, M8 x 25 mm long
	010005	1	... Washer, tab
	010004	1	... Washer, 9 x 50 x 4
15	023470	1	... Brush, side, steel, 315 mm dia. 4 Bolt Fixing, (Merlin)
	011015	4	... Bolt, hex hd, M8 x 45 mm long
	011092	4	... Washer, plain, 8 mm
	011073	4	... Nut, hex, M8, Nyloc
15	023473	1	... Steel Side brush , 400 mm dia. 3 Bolt fixing, (Magnum)
15	025744	1	... Poly Side brush (Option) 400mm
15	020921	1	... Weed Ripper Brush (Option) Cable type
	011033	3	... Bolt, hex hd, M10 x 35 mm long
16	020298	1	. CYLINDER, PNEUMATIC 50 mm x 160 mm (in / out)Page G9
17	023111	1	.. Bellows
18	020299	1	.. Clevis, M16 X 1.5 (c/w pin)
19	014468	2	.. Elbow, 1/4" O/D x 1/4" BSP
20	020534	1	.. Bracket, pivot, cylinder mounting
	000136	4	... Capscrew, skt hd, M8 x 16 mm long
	011093	4	... Washer, spring, 8 mm
	011260	1	... Bolt, hex hd, M16 x 70 mm long
	011060	1	... Nut, hex, M16
NI	021652	1	.. Seal kit, pneumatic cylinder
21	021519	1	. Bracket, LH, (Merlin)
21	021721	1	. Bracket, LH, (Magnum)
NI	021520	1	. Bracket, RH, (Merlin)
NI	021722	1	. Bracket, RH, (Magnum)

NOTE: * These items comprise the lower link bush kit 024611

Continued ...

When ordering replacement parts, always give the machine's Serial Number and specify Part Number, Quantity & Description



SIDE BRUSH ARRANGEMENT (ALL PNEUMATIC)

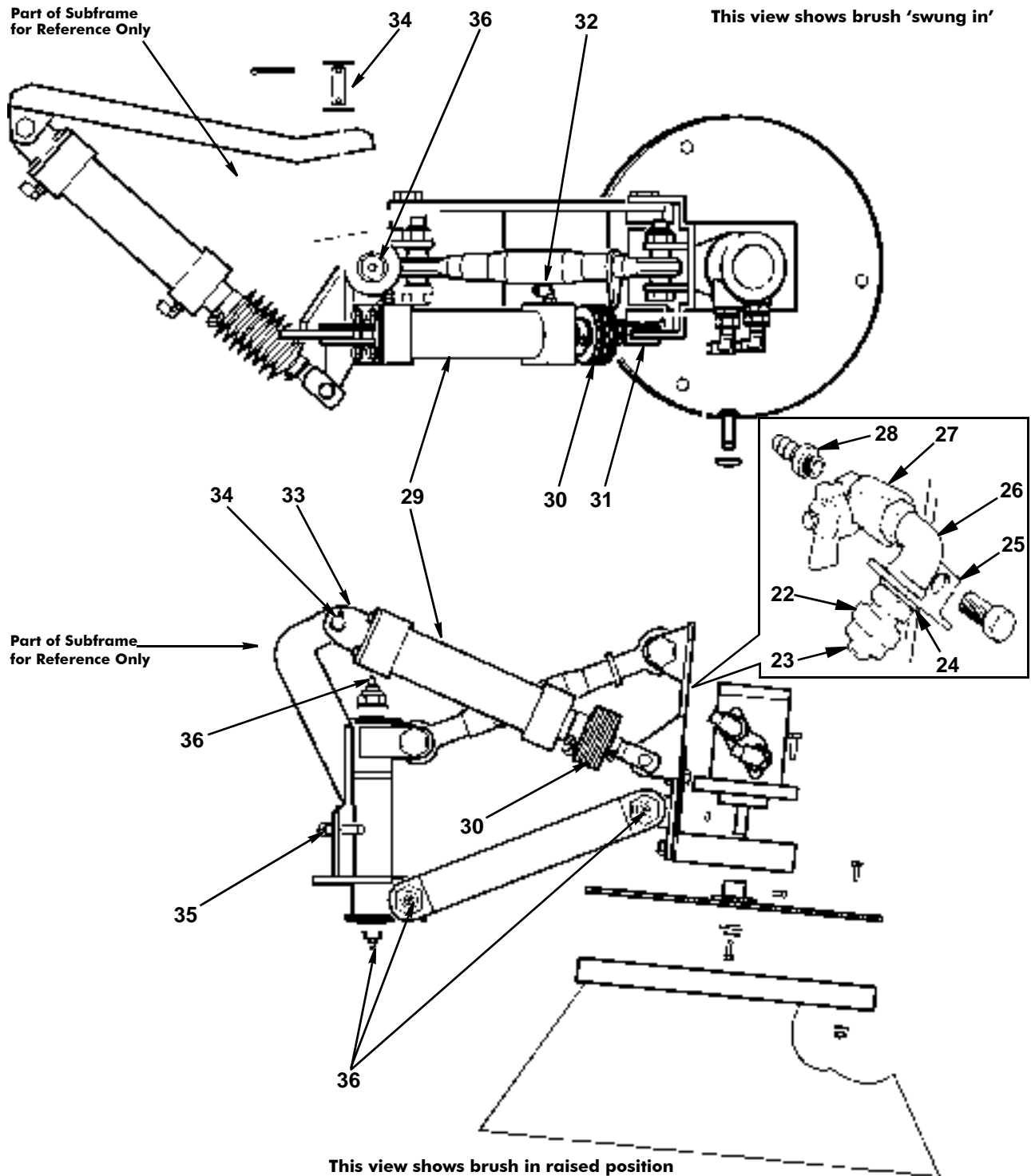
When ordering replacement parts, always give the machine's Serial Number and specify Part Number, Quantity & Description





<i>Item</i>	<i>Part Number</i>	<i>Quantity</i>	<i>Description</i>
SIDE-BRUSH ARRANGEMENT - PNEUMATIC LIFT (Continued)			
22	010112	1	. Nozzle, water spray
23	012926	1	.. Tip, spray nozzle, LF6-80
24	011152	1	.. Seal, Dowty, 1/4" BSP
25	010589	1	.. Bracket, LH, spray nozzle
NI	010249	1	.. Bracket, RH, spray nozzle
	011031	1	... Bolt, M10 x 25 mm long
	011075	1	... Nut, hex, M10, Nyloc
26	010910	1	.. Elbow, male/female, galvanised, 1/4" BSP
27	011743	1	.. Valve, ball, 1/4" BSP
28	010922	1	.. Tail piece, hose, 1/4" BSP x 3/8"
29	020298	1	. CYLINDER, PNEUMATIC 50 mm x 160 mm (RAISE/LOWER)Page G9
30	023111	1	.. Bellows (Pneumatic Ram)
31	020299	1	.. Clevis, M16 X 1.5 (c/w pin)
32	014468	2	.. Elbow, 1/4" O/D x 1/4" BSP
33	023122	1	.. Bracket, pivot, cylinder mounting
	000136	4	... Capscrew, skt hd, M8 x 16 mm long
	011093	4	... Washer, spring, 8 mm
34	023123	1	... Pin, cylinder pivot, 16 mm Ø x 46 mm long
	011103	2	... Washer, plain, 20 mm
	011122	2	... Pin, split, cotter, 3/16" x 1 1/4" long
NI	021652	1	.. Seal kit, pneumatic cylinder
35	000024	1	. Bolt, hex hd, M12 x 50 mm long, (Merlin)
35	011055	1	. Bolt, hex hd, M12 x 65 mm long, (Magnum)
	011076	1	.. Nut, hex, M12
36	010903	4	. Nipple, grease, straight, 1/8" BSP

When ordering replacement parts, always give the machine's Serial Number and specify Part Number, Quantity & Description



D

SIDE BRUSH ARRANGEMENT (ALL PNEUMATIC)

When ordering replacement parts, always give the machine's Serial Number and specify Part Number, Quantity & Description



Item	Part Number	Quantity	Description
SIDE-BRUSH ARRANGEMENT - HYDRAULIC LIFT TYPE			
1	023120	1	. Kingpost, LH
NI	023124	1	. Kingpost, RH
2	013007	1	.. Kingpin
3	013012	2	... Bush, plastic, kingpin
4	014801	1	. Link, lower
	014796*	2	.. Bolt, hex hd, pivot, M16 (special bolt with grease nipple)
	014798*	2	.. Washer, 24 x 40 x 3
	014797*	2	.. Washer, 17 x 40 x 3
	011060*	2	.. Nut, hex, M16, Nyloc
5	013012*	4	.. Bush
6	014799*	4	.. Sleeve, spacer
7	013011	1	. Link, top (turnbuckle)
	011140	2	.. Bolt, hex hd, M18 x 90 mm long
	011138	2	.. Washer, plain, 18 mm
	011139	2	.. Nut, hex, M18, Nyloc
8	023121	1	. Plate, swivel
9	010007	1	. Bracket, hydraulic motor
10	010749	1	.. MOTOR, HYDRAULIC, DANFOSS OMP200 Page F27
	011069	2	... Bolt, hex hd, M12 x 40 mm long
	011077	2	... Nut, hex, M12, Nyloc
11	011515	1	... Key, motor shaft
NI	023069	As Req	... Seal kit, Danfoss motor
12	011167	2	... Adaptor, 1/2" x 3/8" BSP
13	011154	2	... Seal, Dowty 1/2" BSP
14	011688	1	.. Hub, side brush, 4 Hole, (Merlin)
14	014067	1	.. Hub, side brush, 3 Hole, (Magnum)
	011011	1	... Bolt, hex hd, M8 x 25 mm long
	010005	1	... Washer, tab
	010004	1	... Washer, 9 x 50 x 4
15	023470	1	... Brush, side, steel, plastic top, 315 mm dia, (Merlin)
	011015	4	... Bolt, hex hd, M8 x 45 mm long
	011092	4	... Washer, plain, 8 mm
	011073	4	... Nut, hex, M8, Nyloc
15	023473	1	... Brush, side, steel, plastic top, 400 mm dia, (Magnum)
	011033	3	... Bolt, hex hd, M10 x 35 mm long
16	020298	1	. CYLINDER, PNEUMATIC, 50 mm x 160 mmPage G9
17	023111	1	.. Bellows
18	020299	1	.. Clevis, M16 X 1.5 (c/w pin)
19	014468	2	.. Elbow, 1/4" O/D x 1/4" BSP
20	020534	1	.. Bracket, pivot, cylinder mounting
	000136	4	... Capscrew, skt hd, M8 x 16 mm long
	011093	4	... Washer, spring, 8 mm
	011260	1	... Bolt, hex hd, M16 x 70 mm long
	011060	1	... Nut, hex, M16
NI	021652	1	.. Seal kit, pneumatic cylinder
21	020747	1	.. Bracket, slave
	011054	1	... Bolt, hex hd, M12 x 45 mm long
	011077	1	... Nut, hex, M12, Nyloc
22	010067	1	.. Pin, 20 mm Ø x 50mm long
	011103	2	... Washer, plain, 20 mm
	011122	1	... Pin, split, cotter, 3/16" x 1 1/4" long
23	021519	1	. Bracket, LH, (Merlin)
21	021721	1	. Bracket, LH, (Magnum)

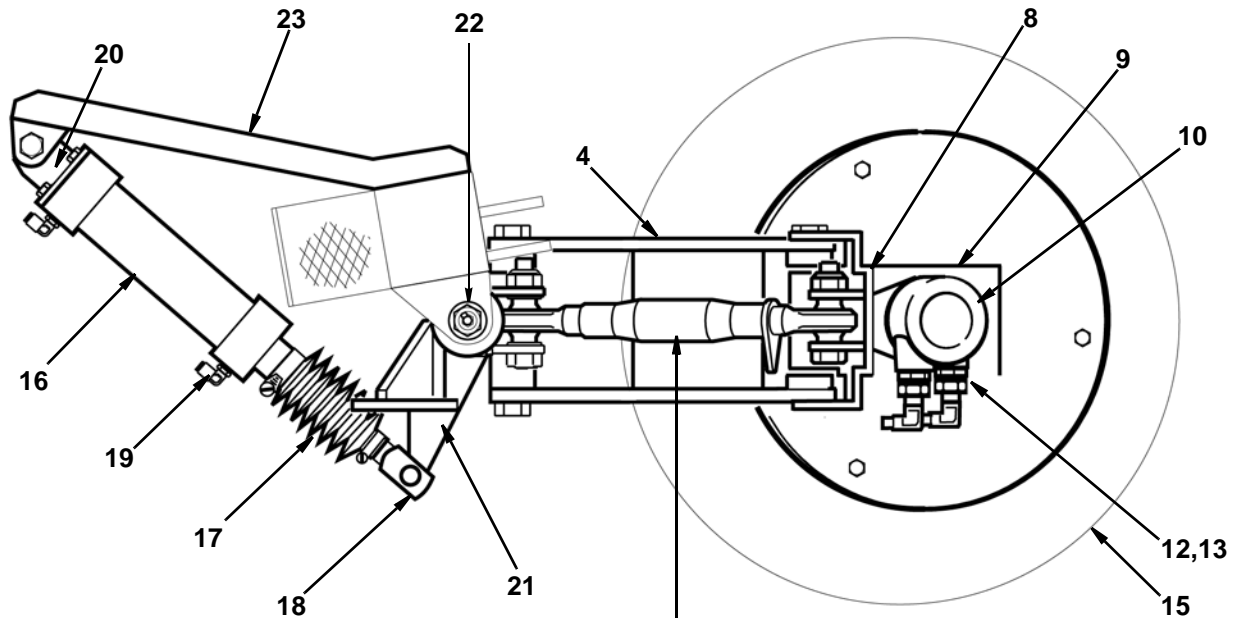
NOTE: * These items comprise the lower link bush kit 024611

Continued ...

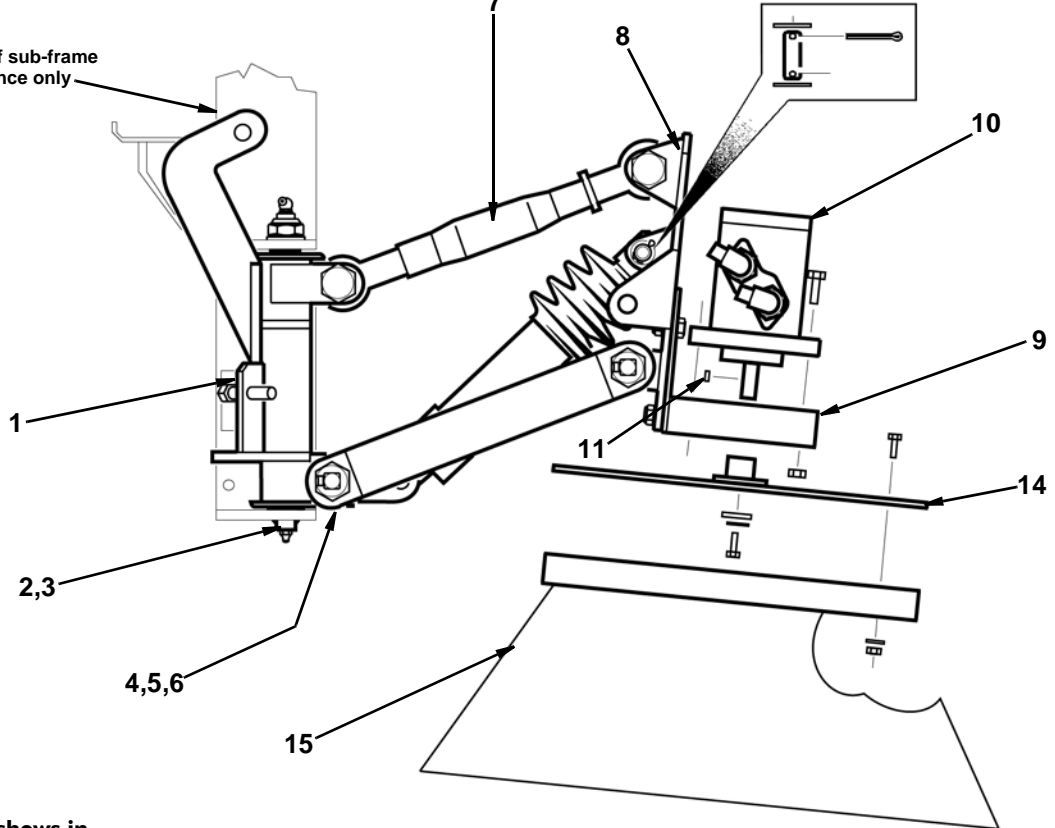
When ordering replacement parts, always give the machine's Serial Number and specify Part Number, Quantity & Description



This view shows brush 'swung in'



Part of sub-frame reference only



This view shows in the raised position

SIDE-BRUSH ARRANGEMENT (HYDRAULIC LIFT)
LH illustrated, RH similar

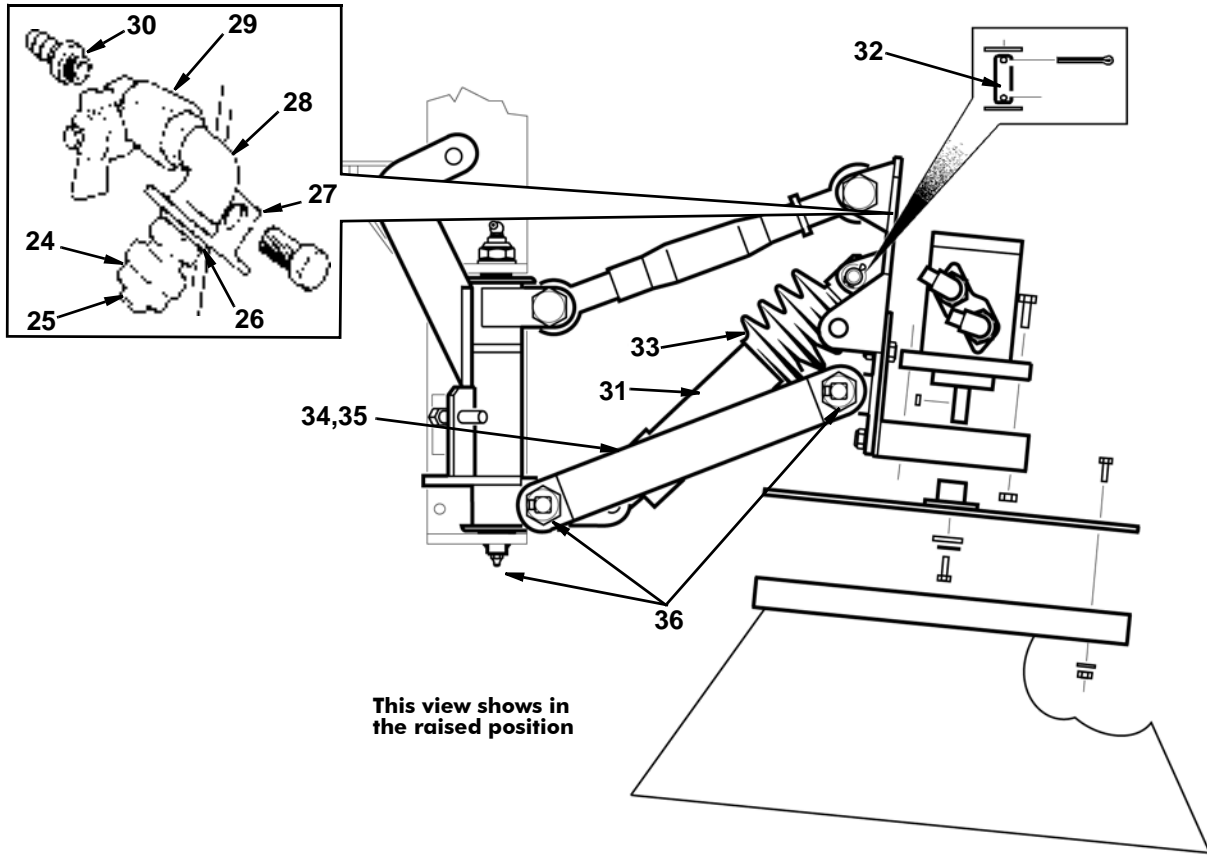
When ordering replacement parts, always give the machine's Serial Number and specify Part Number, Quantity & Description





<i>Item</i>	<i>Part Number</i>	<i>Quantity</i>	<i>Description</i>
SIDE-BRUSH ARRANGEMENT - HYDRAULIC LIFT (Continued)			
NI	021520	1	. Bracket, RH, (Merlin)
NI	021722	1	. Bracket, RH, (Magnum)
24	010112	1	. Nozzle, water spray
25	012926	1	. . Tip, spray nozzle, LF6-80
26	011152	1	. . Seal, Dowty, 1/4" BSP
27	010589	1	. . Bracket, LH, spray nozzle
NI	010249	1	. . Bracket, RH, spray nozzle
	011031	1	. . . Bolt, M10 x 25 mm long
	011075	1	. . . Nut, hex, M10, Nyloc
28	010910	1	. . Elbow, male/female, galvanised, 1/4" BSP
29	011743	1	. . Valve, ball, 1/4" BSP
30	010922	1	. . Tail piece, hose, 1/4" BSP x 3/8"
31	024539	1	. RAM, HYDRAULIC (RAISE/LOWER)..... Page F31
NI	012539	1	. . Restrictor No5 (024539 Ram)
32	010067	2	. . Pin, ram pivot, 20 mm Ø x 50mm long
	011103	2	. . . Washer, plain, 20 mm
	011122	2	. . . Pin, split, cotter, 3/16" x 1 1/2" long
33	021510	1	. . Bellows
34	011158	2	. . Adaptor, 1/4" BSP
35	011171	2	. . Elbow, 1/4" BSP
NI	011629	1	. . Seal kit, hydraulic ram
36	010903	4	. Nipple, grease, straight, 1/8" BSP

When ordering replacement parts, always give the machine's Serial Number and specify Part Number, Quantity & Description



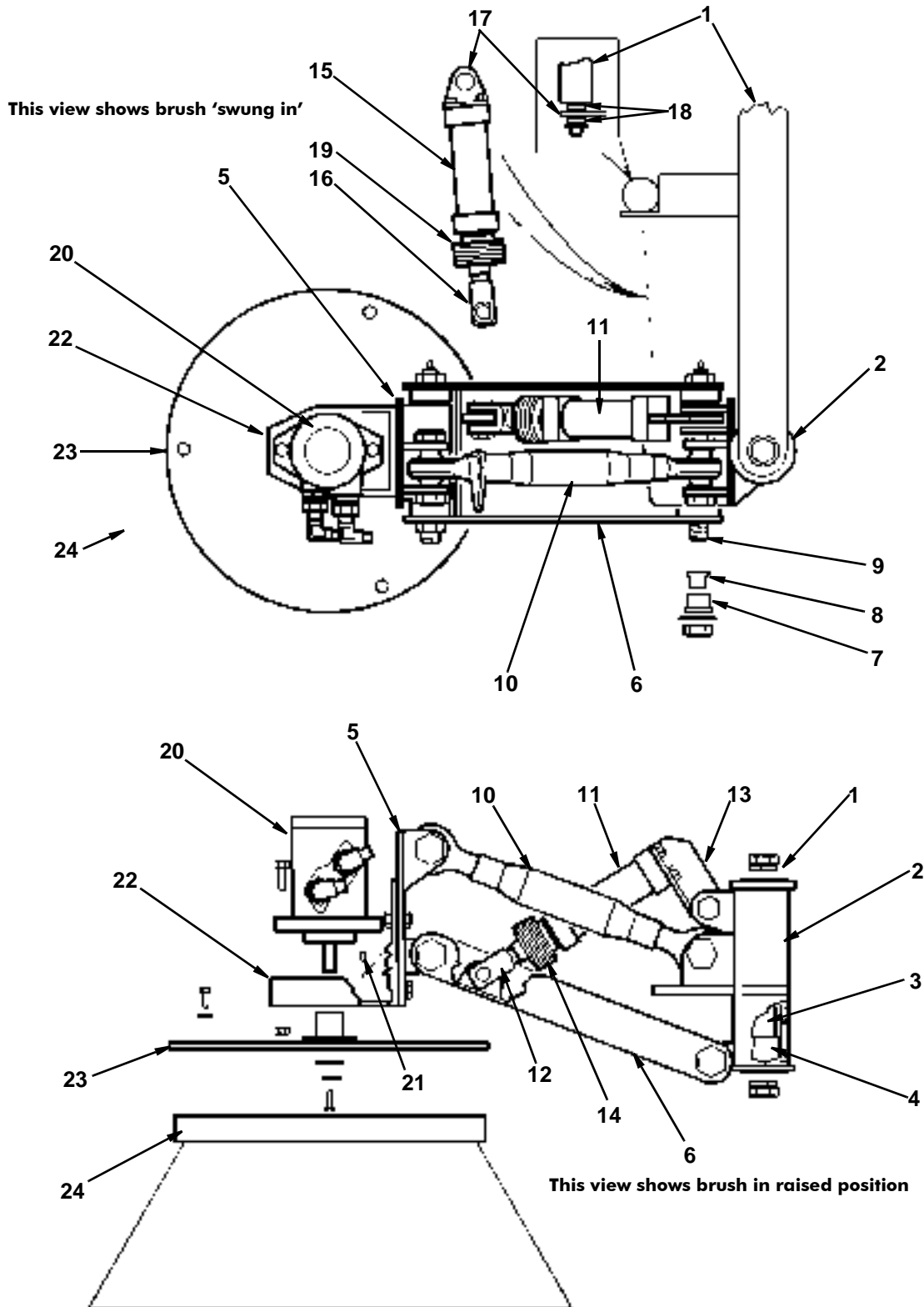
SIDE-BRUSH ARRANGEMENT (HYDRAULIC LIFT)
LH illustrated, RH similar

When ordering replacement parts, always give the machine's Serial Number and specify Part Number, Quantity & Description



<i>Item</i>	<i>Part Number</i>	<i>Quantity</i>	<i>Description</i>
FRONT BRUSH ARRANGEMENT - OPTION			
1	020773	1	. Beam, front brush assembly
2	020762	1	.. Post, swivel, RH
NI	020763	1	.. Post, swivel, LH
3	020765	1	... Kingpin
4	013012	2	... Bush, king post
	011141	1 Bolt, hex hd, M16 x 35 mm long
	011142	1 Washer, spring, 16 mm
5	020768	1	.. Plate, swivel, RH
NI	020769	1	.. Plate, swivel, LH
6	020764	1	.. Link, lower
7	013012	2	... Bush
8	014799	2	... Sleeve, spacer
9	014796	2	... Bolt, pivot
	014798	1 Washer, 24 x 40 x 3
	014797	1 Washer, 17 x 40 x 3
	011060	2 Nut, hex, M16, Nyloc
10	020685	1	.. Link, top
	011140	2	... Bolt, hex hd, HT, M18 x 90 mm long
	011139	2	... Nut, hex, M18, Nyloc
11	021026	1	.. Cylinder, Pneumatic, 63 mm x 100 mm (lift/lower)
12	020299	1	... Clevis, M16 x 1.5
13	021031	1	... Bracket, pivot (cylinder mounting)
	011010	4 Bolt, hex hd, M8 x 20 mm long
	011093	4 Washer, spring, 8 mm
	000079	1 Bolt, hex hd, M16 x 55 mm long
	011060	1 Nut, hex, M16, Nyloc
14	023111	1	... Bellows
15	021026	1	.. CYLINDER, PNEUMATIC, 63 mm X 100 mm (in/out)
16	020299	1	... Clevis, M16 x 1.5
17	021032	1	... Bracket, cylinder mounting
	011010	4 Bolt, hex hd, M8 x 20 mm long
	011093	4 Washer, spring, 8 mm
18	011000	2 Packer
	011135	1 Washer, plain, 16 mm
	011122	1 Pin, split, cotter
19	023111	1	... Bellows
NI	021563	1	.. Seal kit for pneumatic cylinders (items 10 & 13)
20	010749	1	.. MOTOR, HYDRAULIC, DANFOSS..... Page F27
	011069	2	... Bolt, hex hd, M12 x 40 mm long
	011077	2	... Nut, hex, M12, Nyloc
21	011515	1	... Key, motor shaft
NI	010762	AsReq	... Seal kit, Danfoss motor
22	010007	1	... Bracket, hydraulic motor mounting
	011094	2 Washer, plain, 10 mm
	011075	2 Nut, hex, M10, Nyloc
23	014067	1	.. Hub, brush, 13T
	011011	1	... Bolt, hex hd, M8 x 25 mm long
	010005	1	... Washer, tab
	010004	1	... Washer, 9 x 50 x 4
24	021734	1	... Brush, front/Weed ripper
	011034	3 Bolt, hex hd, M10 x 40 mm long
	011095	3 Washer, spring, 10 mm, rect. sect.

When ordering replacement parts, always give the machine's Serial Number and specify Part Number, Quantity & Description



D

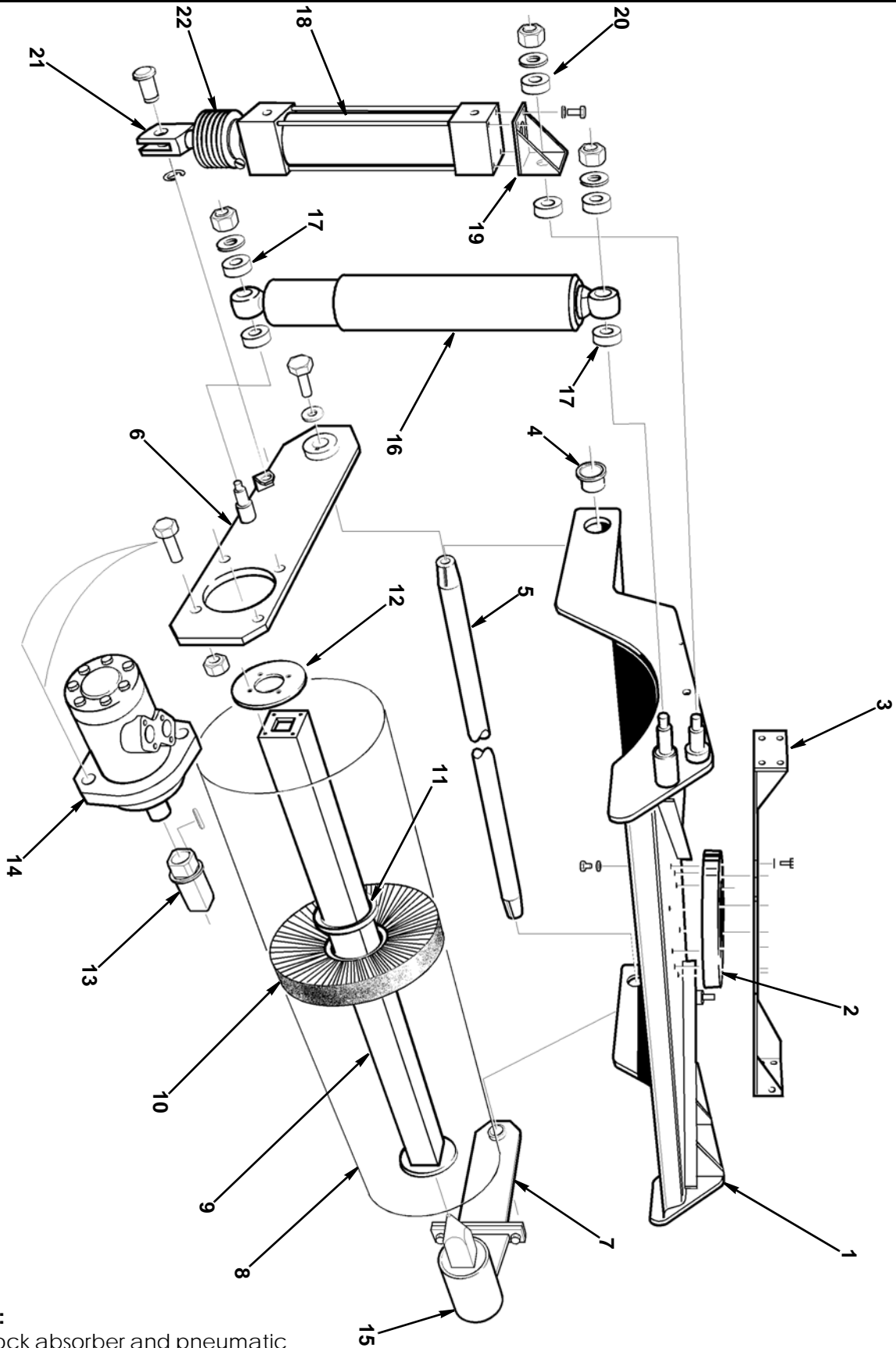
FRONT BRUSH ARRANGEMENT (RH Assembly shown LH similar)

When ordering replacement parts, always give the machine's Serial Number and specify Part Number, Quantity & Description



Item	Part Number	Quantity	Description
WIDE SWEEP ASSEMBLY			
1	020725	1	. Cover, wide-sweep
1	025627	1	. Cover, extended wide sweep + 200mm
2	020919	1	.. Ring, adaptor
	011031	8	.. Bolt, hex hd, M10 x 25 mm long
	011095	8	.. Washer, spring, 10 mm
3	024155	1	.. SUPPORT, WIDE SWEEP Page D15
	011031	8	... Bolt, hex hd, M10 x 25 mm long
	011095	8	... Washer, spring, 10 mm
4	020729	2	.. Bush
5	023080	1	.. Shaft, tapered, wide-sweep pivot
5	025632	1	.. Shaft, tapered, extended wide-sweep pivot
	013439	2	... Washer, plain, 50 x 16.5 x 5
	011141	2	... Bolt, hex hd, M16 x 35 mm long
NI	013292	2	... Key
6	023077	1	.. Plate, motor, LH
7	023078	1	.. Plate, motor, RH
8	See Desc.	1	. Brush, wide-sweep (Small = 023168, Large = 023169)
9	013646	1	.. Core, wide-sweep brush *
9	025642	1	.. Core, extended wide-sweep brush +200mm *
10	023474	33	.. Brush refill, large, 400 mm (Extended wide-sweep = 45 off) *
10	023471	33	.. Brush refill, small, 300 mm (Extended wide-sweep = 45 off) *
10	See Desc.	33	.. Brush refill, steel (300 mm 012966, 400 mm 010505, ext. = 45 off) *
11	023472	32	.. Spacer (Extended wide-sweep = 44 off) *
12	013649	1	.. Plate, end *
	011417	4	... Capscrew, csk hd, 3/8" UNC x 1" long *
13	024535	1	... Shaft, drive
	024538	1 Washer, cone, special
	011012	2 Setscrew, hex hd, M8 x 30 mm long (use thread lock compound)
	011515	1 Key
14	010566	1	.. MOTOR, HYDRAULIC, DANFOSS OMP 100 Page F27
	011053	2	... Bolt, hex hd, M12 x 35 mm long
	011077	2	... Nut, hex M12, Nyloc
NI	011167	2	... Adapter
NI	011154	2	... Seal, Dowty
NI	011221	2	... Elbow
15	024224	1	.. BEARING ASSEMBLY, WIDE SWEEP..... Page D15
	011053	2	... Bolt, hex hd, M12 x 35 mm long
	011077	2	... Nut, hex M12, Nyloc
16	014063	2	. Shock absorber
	011075	2	.. Nut, hex, M10, Nyloc
	011096	2	.. Washer, plain, 12 mm
17	011000	4	.. Spacer, 3/8" bore x 1/2"
18	020602	2	. Cylinder, Pneumatic, 40 mm X 125 mm
	011067	4	.. Bolt, hex hd, M6 x 20 mm long
	011093	4	.. Washer, spring, 6 mm
19	020731	1	.. Bracket, pneumatic cylinder
	011075	1	... Nut, hex, M10, Nyloc
	011094	1	... Washer, plain, 10 mm
20	011000	2	... Spacer, 3/8" bore x 1/2"
21	014469	1	.. Clevis, M12 x 1.25
22	023110	1	.. Bellows
NI	022516	1	. Skirt, wide-sweep
NI	026026	1	. Skirt, extended wide-sweep+200mm
NI	022517	1	.. Clamp, wide-sweep skirt
NI	026025	1	.. Clamp, extended wide-sweep skirt
	011073	5	... Nut, hex, M8, Nyloc

When ordering replacement parts, always give the machine's Serial Number and specify Part Number, Quantity & Description



D

NOTE:

RH shock absorber and pneumatic ram omitted to aid clarity

MODIFIED WIDE SWEEP ASSEMBLY

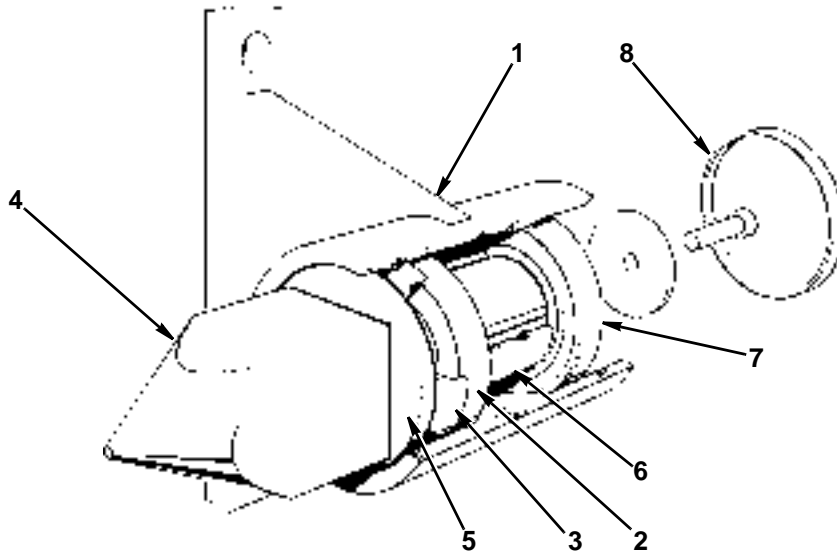
When ordering replacement parts, always give the machine's Serial Number and specify Part Number, Quantity & Description



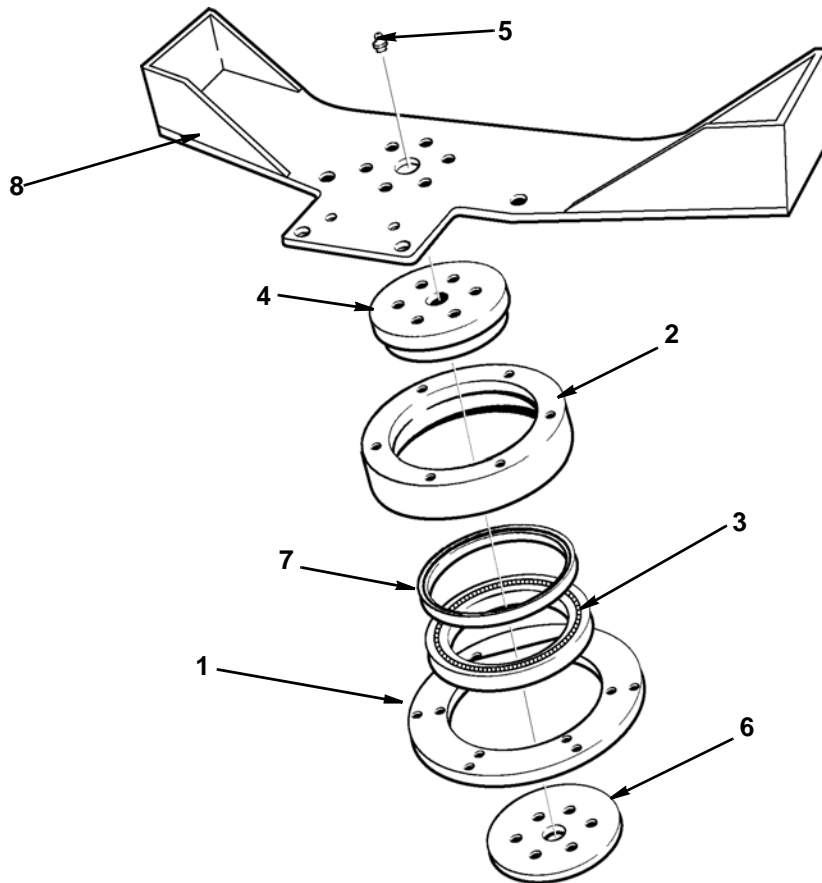
Item	Part Number	Quantity	Description
	024224		BEARING ASSEMBLY, WIDE SWEEP
1	024219	1	. Housing, bearing assembly
2	010578	1	.. Bearing, ball race
3	024220	1	... Seal, oil
4	024223	1	.. Shaft
5	024221	1	... Spacer
6	024531	1	... Spacer
7	010578	1	... Bearing, ball 6206
	010004	1 Washer, 9 x 45 x 4
	011010	1 Bolt, hex hd, M8 x 20 long
8	024222	1	.. Cap, bearing

Item	Part Number	Quantity	Description
WIDE-SWEEP SLEWING ARRANGEMENT			
1	024154	1	.. Clamp ring
	011032	8	... Bolt, hex hd, M10 x 30 mm long
	011075	8	... Nut, hex, M10, Nyloc
2	024152	1	... Housing, bearing
	000167	6 Screw, csk skt hd, M10 x 40 mm long
3	024149	1 Bearing
4	024150	1 Spigot
5	013792	1 Nipple, grease, straight, 1/4" BSP
6	024151	1 Plate, clamp
7	024148	1 Seal, oil
8	024155	1 Support, wide sweep
	000178	6 Screw, csk skt hd, M10 x 65 mm long
	011075	8 Nut, hex, M10, Nyloc
NI	024539	2	. RAM, HYDRAULIC..... Page F31
	012539	1	.. Restrictor No 5
	011122	1	.. Pin, split, cotter, 3/16" x 1 1/2" long
	011069	1	.. Bolt, hexhd, M12 x 40 mm long
NI	011724	1	.. Spacer, 12 mm
	011096	1	.. Washer, plain, 12 mm
	011077	1	.. Nut, hex, M12, Nyloc
NI	014473	1	.. Bellows, PVC
	005018	1	... Tyrap, 4.6 mm x 200 mm long
	005024	1	... Tyrap, 2.5 mm x 100 mm long
NI	003008	1	.. Bush, reducing, 1/8" BSP to 1/4"

When ordering replacement parts, always give the machine's Serial Number and specify Part Number, Quantity & Description



WIDE SWEEP BEARING ASSEMBLY



WIDE-SWEEP SLEWING ARRANGEMENT

When ordering replacement parts, always give the machine's Serial Number and specify Part Number, Quantity & Description

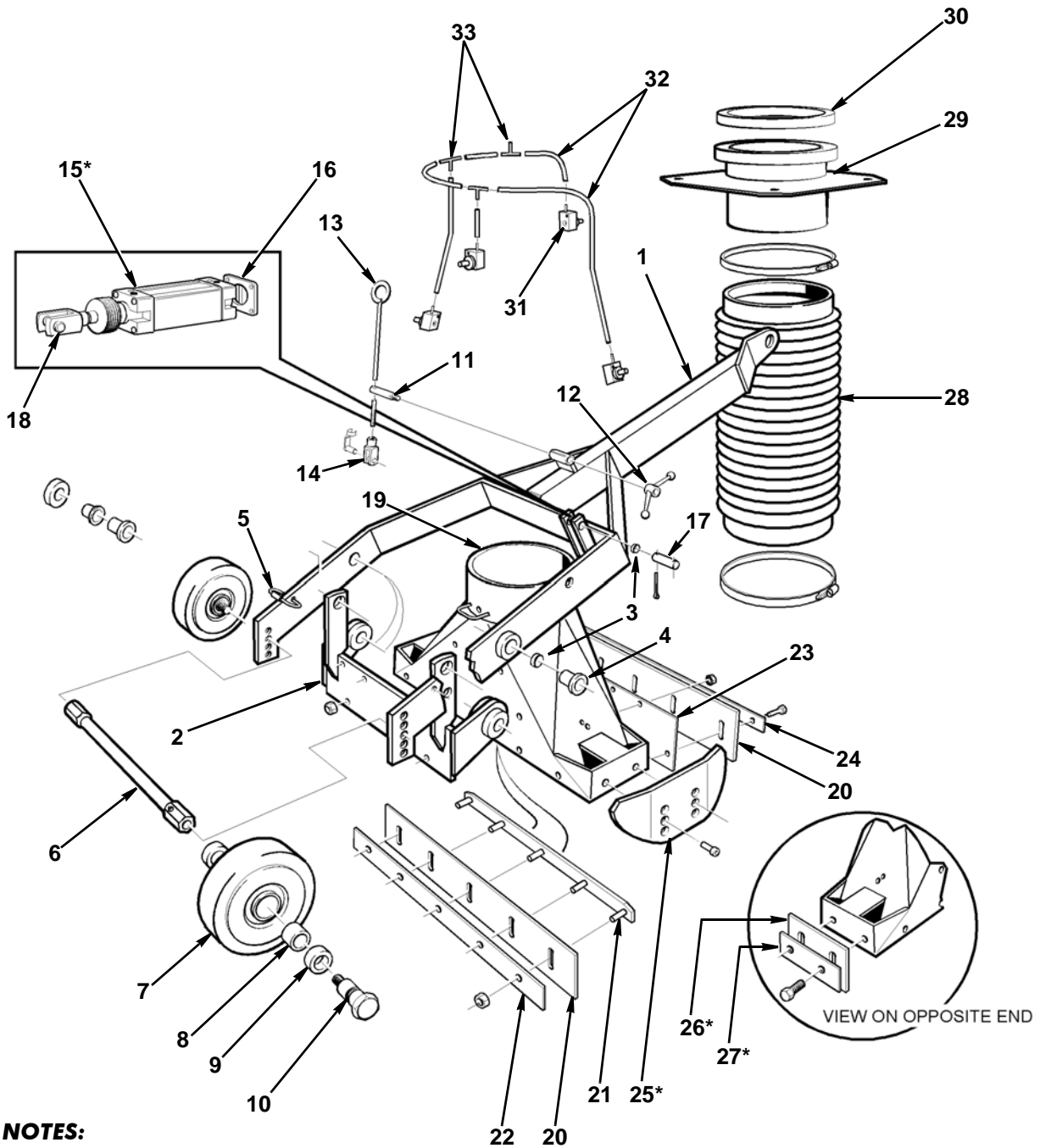




Item	Part Number	Quantity	Description
TILTING SUCTION NOZZLE ASSEMBLY			
1	023606	1	. Frame, new suction nozzle (RH shown, for LH order 023605)
2	023607	1	.. Pivot, tilting nozzle, (Merlin/Magnum)
2	020328	1	.. Pivot, tilting nozzle, (Magnum Plus/80/85)
	000119	2	... Bolt, hex hd, M14 x 60 mm long
	011146	2	... Nut, hex, M14
3	024682	8	... Bush, hardened (replaces 013488 plastic bush in 2 x pivot points)
4	021416	2	... Sleeve
NI	010525	2	.. Chain, large link, welded, 250 mm long
5	010606	3	... Carabiner (attaches chain sections to frame and together)
6	020333	1	.. Axle, Standard
6	028931	1	.. Axle, Narrow track, OPTION
NI	010903	1	... Nipple, grease $\frac{1}{8}$ " BSP
7	020331	2	... Wheel, 250 mm Dia.
NI	021933	As Req	... bearing kit, wheel 250mm
8	013116	1	... Spacer, wheel
9	011135	2	... Washer, plain 16 mm
10	020332	2	... Bolt, special, axle
10	011141	2	... Bolt, special, axle, Narrow track Option
11	023625	1	.. Adjuster, nozzle
NI	000182	1	... Special Locknut (Adjuster nozzle)
12	024051	1	... Turn wheel, nozzle adjust
13	023610	1	... Rod, nozzle adjust
NI	021944	1	... Double wound grip, R Clip 3mm Wire
14	020291	1	... Clevis, M10 x 1.25
NI	010525	AsReq	... Chain, large link, welded, nozzle adjust
NI	010606	2	... Carabiner
NI	025681	1	... Leash assembly, nozzle adjust (replaced chain from May 2000)
	011034	1	... Setscrew, hex hd, M10 x 40 mm long
	011074	1	... Nut, hex, M10
15	023608	1	.. RAM, Pneumatic (For bellows order 021510) *
15	027114	1	.. RAM, Hydraulic
16	023827	1	... Ram end
17	010067	1	... Pin, 20 mm x 50 mm long
	011122	2	... Pin, split, cotter, $\frac{3}{16}$ " x $1\frac{1}{4}$ " long
18	022673	1	... Pin, clevis (For retaining clip, order part number 022674)
19	023604	1	. Nozzle, (Merlin/Magnum)
19	027136	1	. Nozzle, (Magnum Plus/80/85)
	011031	4	.. Bolt, hex hd, M10 x 25 mm long
	011075	4	.. Nut, hex, M10, Nyloc
20	013023	2	.. Flap, nozzle, front & rear, (Merlin/Magnum)
20	027146	2	.. Flap, nozzle, front & rear, (Magnum Plus/80/85)
21	013362	1	... Retainer, bolt, rear flap
22	013025	1	... Clamp, retaining, rear flap
22	027147	1	... Clamp, retaining, rear flap, (Magnum Plus/80/85)
	011073	5	... Nut, hex, M8, Nyloc
23	020334	1	... Plate, front flap
	011010	5	... Bolt, hex hd, M8 x 20 mm long (front flap plate)
24	013025	1	... Clamp, retaining, front flap
	011010	5	... Bolt, hex hd, M8 x 20 mm long
	011073	5	... Nut, hex, M8, Nyloc

Continued...

When ordering replacement parts, always give the machine's Serial Number and specify Part Number, Quantity & Description



NOTES:

For a FULL set of nozzle rubber flaps order part number 024550

Items marked * are positioned on the opposite side when fitted to LH nozzle.

Frame tow-point ball ends are welded to the frame (Item 1) but can be procured as replacements if required. Please contact our Parts & service Dept. for details.

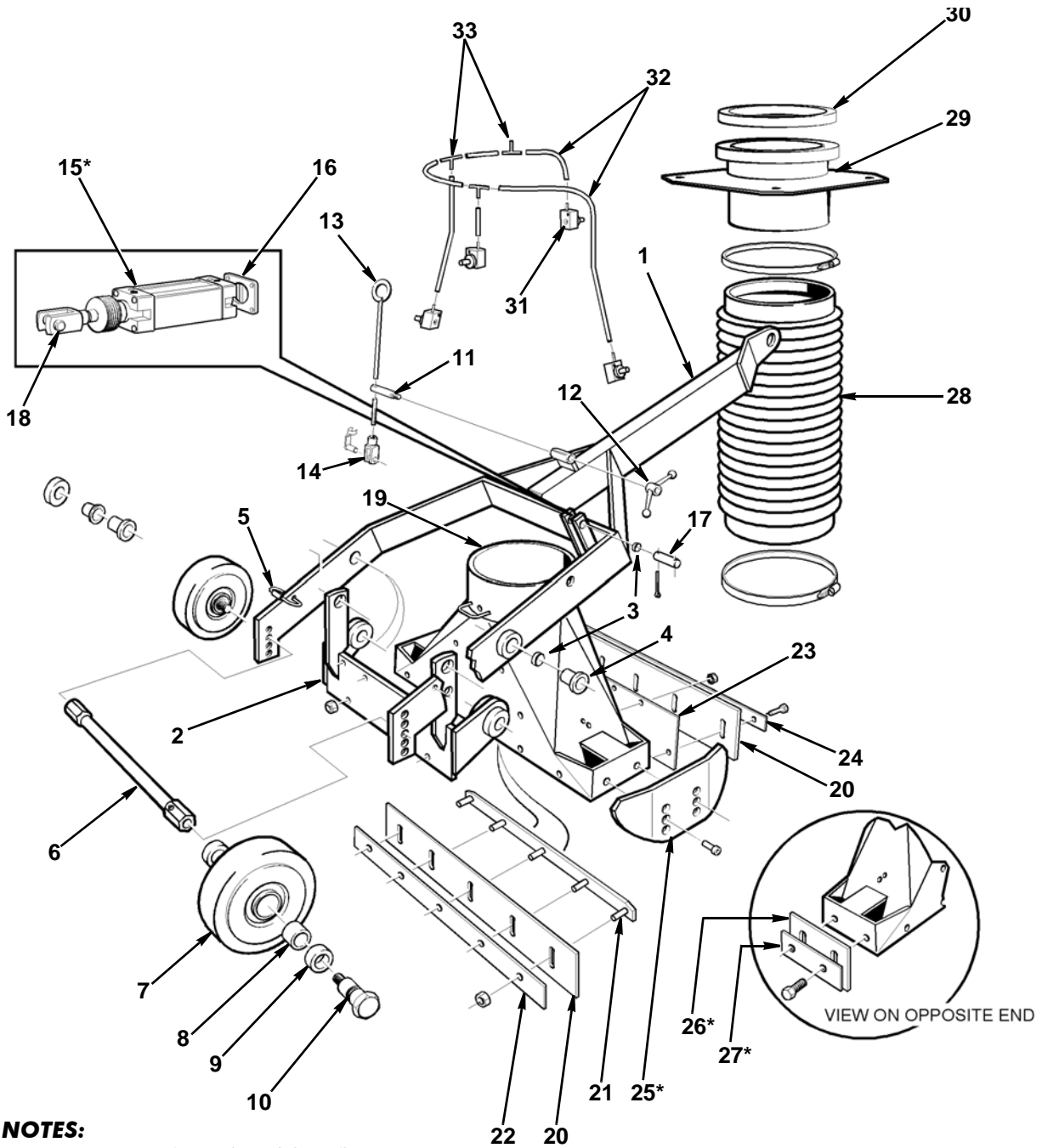
TILTING SUCTION NOZZLE, NEW TYPE
(RH shown, LH similar see notes)

When ordering replacement parts, always give the machine's Serial Number and specify Part Number, Quantity & Description



<i>Item</i>	<i>Part Number</i>	<i>Quantity</i>	<i>Description</i>
TILTING SUCTION NOZZLE ASSEMBLY.....Continued			
25	013277	1	.. Plate, skid, nozzle *
	011021	2	... Capscrew, skt hd, M8 x 25 mm long
	011073	2	... Nut, hex, M8, Nyloc
26	013283	1	.. Flap, nozzle, side * (see Note opposite page)
27	013024	1	... Clamp, retaining, side flap *
	011012	2 Bolt, hex hd, M8 x 30 mm long
	011073	2 Nut, hex, M8, Nyloc
28	013028	1	.. Hose/trunking, suction nozzle
	012933	2	... Clamp, hose
29		1	.. SPIGOT, SUCTIONPage D23
30	013601	1	... Seal, spigot
31	013360	4	.. Jet assembly, water spray
	011001	1	... Bolt, hex hd, M6 x 16 mm long
32	010950	1.3 m	.. Hose, plastic reinforced, $\frac{3}{8}$ " bore (cut to length as required)
33	003000	3	.. Tee, brass, $\frac{3}{8}$ " (replaces plastic tee)
	010516	12	... Clamp, hose

When ordering replacement parts, always give the machine's Serial Number and specify Part Number, Quantity & Description



NOTES:

For a FULL set of nozzle rubber flaps order part number 024550

Items marked * are positioned on the opposite side when fitted to LH nozzle.

Frame tow-point ball ends are welded to the frame (Item 1) but can be procured as replacements if required. Please contact our Parts & service Dept. for details.

TILTING SUCTION NOZZLE, NEW TYPE
(RH shown, LH similar see notes)

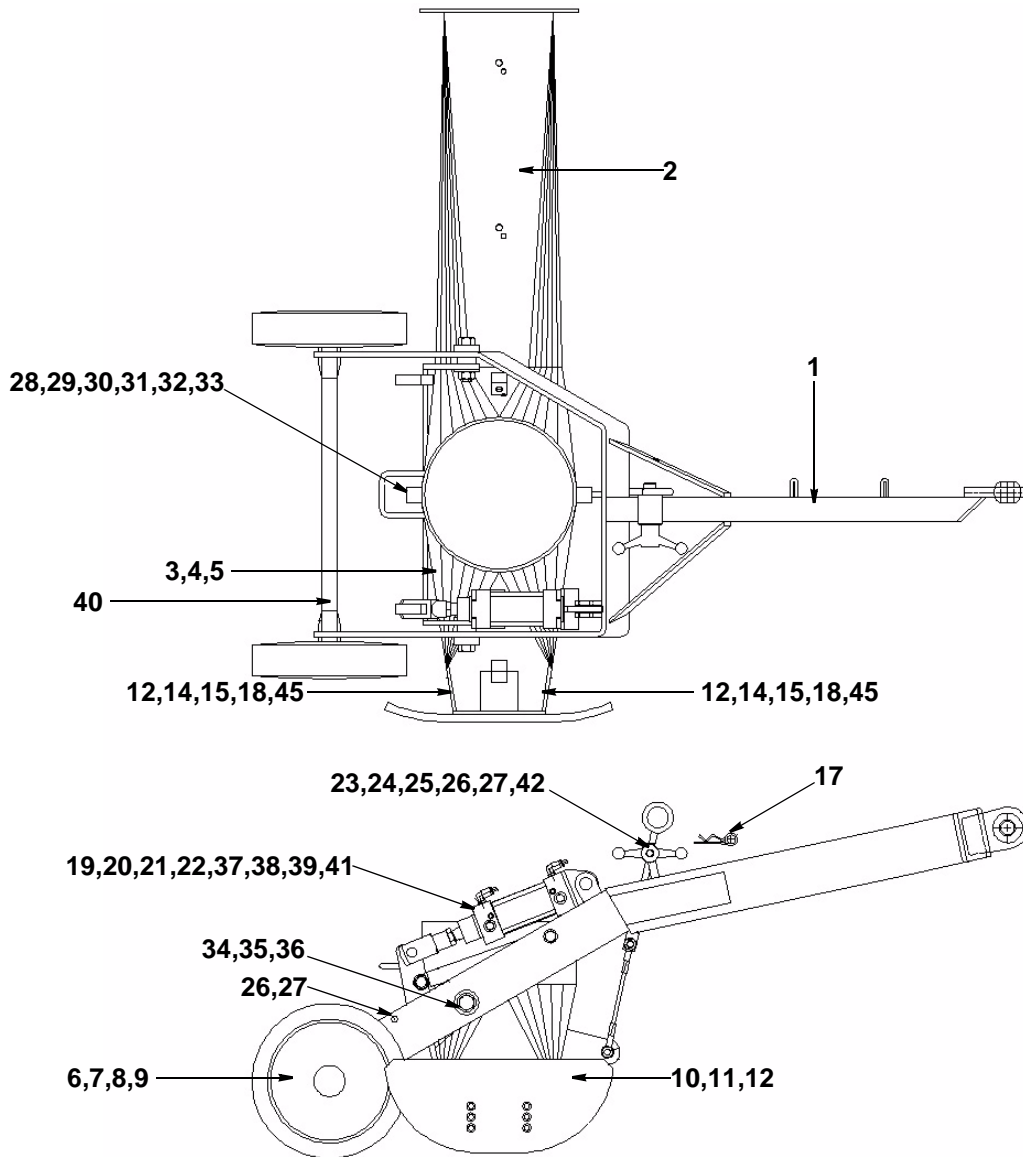
When ordering replacement parts, always give the machine's Serial Number and specify Part Number, Quantity & Description





Item	Part Number	Quantity	Description
	030937/8		FULL WIDTH NOZZLE ASSEMBLY MERLIN - OPTION
1	023606	1	Nozzle Frame, Right Hand
1	023605	1	Nozzle Frame, Left Hand
2	030928	1	Nozzle Full Width, Right Hand
2	030929	1	Nozzle Full Width, Left Hand
3	023607	1	Nozzle Pivot
4	011031	4	Setscrew, Hex M10 x 25mm
5	011075	10	Nut, Nyloc M10
6	020331	2	Wheel 250 Dia
7	013116	2	Spacer, wheel
8	020333	1	Axle
9	020332	2	Bolt, axle
10	013277	1	Skid Plate
11	011021	2	Screw, socket cap M8 x 25mm
12	011073	16	Nut, nyloc M8
13	011012	2	Setscrew, Hex M8 x 30mm
14	030940	2	Flap, front/rear
15	030941	2	Clamp, front/rear
16	025681	1	Leash cable assembly
17	021944	1	Double wound grip clip
18	011010	12	Setscrew, Hex M8 x 20mm
19	023608	1	Air ram 50 x 50
20	022673	1	Clevis pin
21	021510	1	Bellow
22	022674	1	Retaining clip
23	024051	1	Ball handle, nozzle adjust
24	023610	1	Adjuster
25	023625	1	Rod
26	010606	4	Carabiner
27	010525	520 mm	Chain link
28	013360	6	Jet, water spray
29	010950	1.5 m	Hose $\frac{3}{8}$ "
30	003000	5	Tee, brass $\frac{3}{8}$ "
31	010516	16	Jubilee clip No M00
32	011001	5	Setscrew, Hex M14 x 60mm
33	011091	5	Washer, spring M6
34	021416	2	Sleeve
35	000119	2	Setscrew, Hex M14 x 60mm
36	011146	2	Nut, Hex M14
37	010067	1	Pin 20 x 50
38	011122	2	Split pin $\frac{3}{16}$ " x $1\frac{1}{2}$ "
39	024646	2	Elbow 6mm x $\frac{1}{4}$ "
40	010903	1	Grease nipple 1/8"
41	023827	1	Ram end 50
42	020299	1	Clevis M16 x 1.5
43	011074	1	Nut, Hex M10
44	011034	1	Setscrew, Hex M10 x 40mm
45	030939	2	Bolt retainer

When ordering replacement parts, always give the machine's Serial Number and specify Part Number, Quantity & Description




FULL WIDTH NOZZLE ASSEMBLY MERLIN

When ordering replacement parts, always give the machine's Serial Number and specify Part Number, Quantity & Description



<i>Item</i>	<i>Part Number</i>	<i>Quantity</i>	<i>Description</i>
SUCTION BOXES - PNEUMATIC LIFTING ARRANGEMENT			
1	021521	2	. Cylinder, pneumatic, 50 mm x 250 mm.....Page G9
NI	021562	AsReq	. . Seal kit (021521 Cylinder)
NI	021522	2	. . Plate, fixing, pneumatic cylinder
	000157	8	. . . Screw, csk skt hd, M8 x 16 mm long
NI	006005	2	. . . Muffler 1/4"
2	023111	2	. . Bellows, pneumatic cylinder
3	020299	2	. . Clevis, M16 x 1.5
4	022673	2	. . . Pin, clevis
5	022674	2 Clip, retaining, clevis pin
6	021482	2	. . Connector, pneumatic, 1/4"
7	021158	2	. . . Flow regulator, pneumatic
NI	006005	2	. . Muffler, pneumatic, 1/4"
8	027154	2	. Cable, steel, nozzle lift, crimped eye
NI	014107	4	. . Cable grip, 6 mm
9	010709	2	. Pulley wheel and bush
	011035	2	. . Bolt, hex hd, M10 x 50 mm long
	011075	2	. . Nut, hex, Nyloc, M10

When ordering replacement parts, always give the machine's Serial Number and specify Part Number, Quantity & Description



SUCTION BOXES - PNEUMATIC LIFTING ARRANGEMENT

When ordering replacement parts, always give the machine's Serial Number and specify Part Number, Quantity & Description




<i>Item</i>	<i>Part Number</i>	<i>Quantity</i>	<i>Description</i>
SUB FRAME - SUCTION SPIGOTS			
1	013111	AsReq	Suction spigot, 220mm length
1	023896	AsReq	Suction spigot, 300mm length
1	013976	AsReq	Suction spigot, 380mm length
1	024514	AsReq	Suction spigot, 400mm length
1	020801	AsReq	Suction spigot, 440mm length
1	024512	AsReq	Suction spigot, 500mm length
1	024735	AsReq	Suction spigot, 600mm length
2	013601	AsReq	. Seal, spigot
NI	028781	AsReq	. . Packer 3 mm
NI	028782	AsReq	. . Packer 5 mm
NI	013028	AsReq	SUCTION HOSEPage D1
NI	012933	AsReq	. Jubilee clip No 10.50

NOTE:

The Scarab sweeping equipment is mounted on a wide range of chassis types. The height of the chassis determines which type of suction spigot is fitted. In some cases it may be advisable to obtain either the length of spigot or the machine serial number.

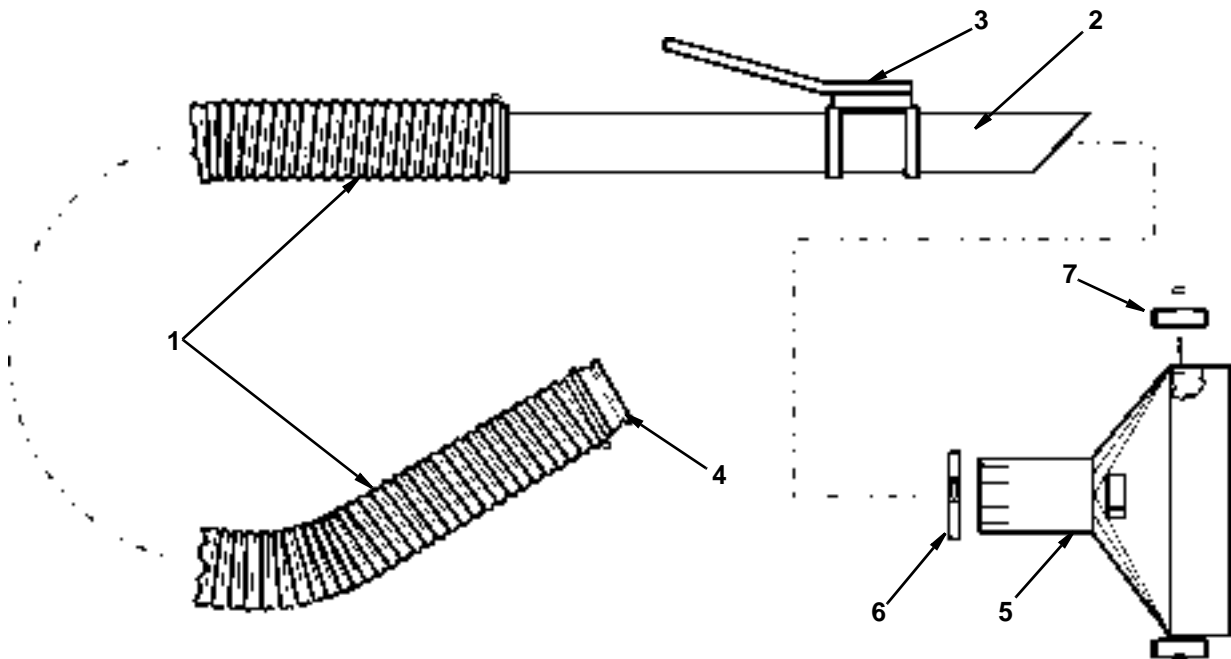
<i>Item</i>	<i>Part Number</i>	<i>Quantity</i>	<i>Description</i>
WANDER HOSE ARRANGEMENT			
1	010119	1	. Hose/ducting, flexible, rubberised fabric, 160 mm x 3 m long
2	010587	1	. . Pipe, nozzle
	010519	1	. . . Clip, hose, Jubilee
3	010321	1	. . . Handle
4	012488	1	. . Spigot
	010519	1	. . . Clip, hose, Jubilee
NI	013537	1	. . . Gasket
5	012873	1	. . Fishtail (optional)
6	011808	1	. . . Clip, over-centre fastening
7	010508	2	. . . Wheel
	011035	1 Bolt, hex hd, M10 x 50 mm long (axle)
	011075	1 Nut, hex, M10, Nyloc

When ordering replacement parts, always give the machine's Serial Number and specify Part Number, Quantity & Description



D

SUCTION SPIGOTS



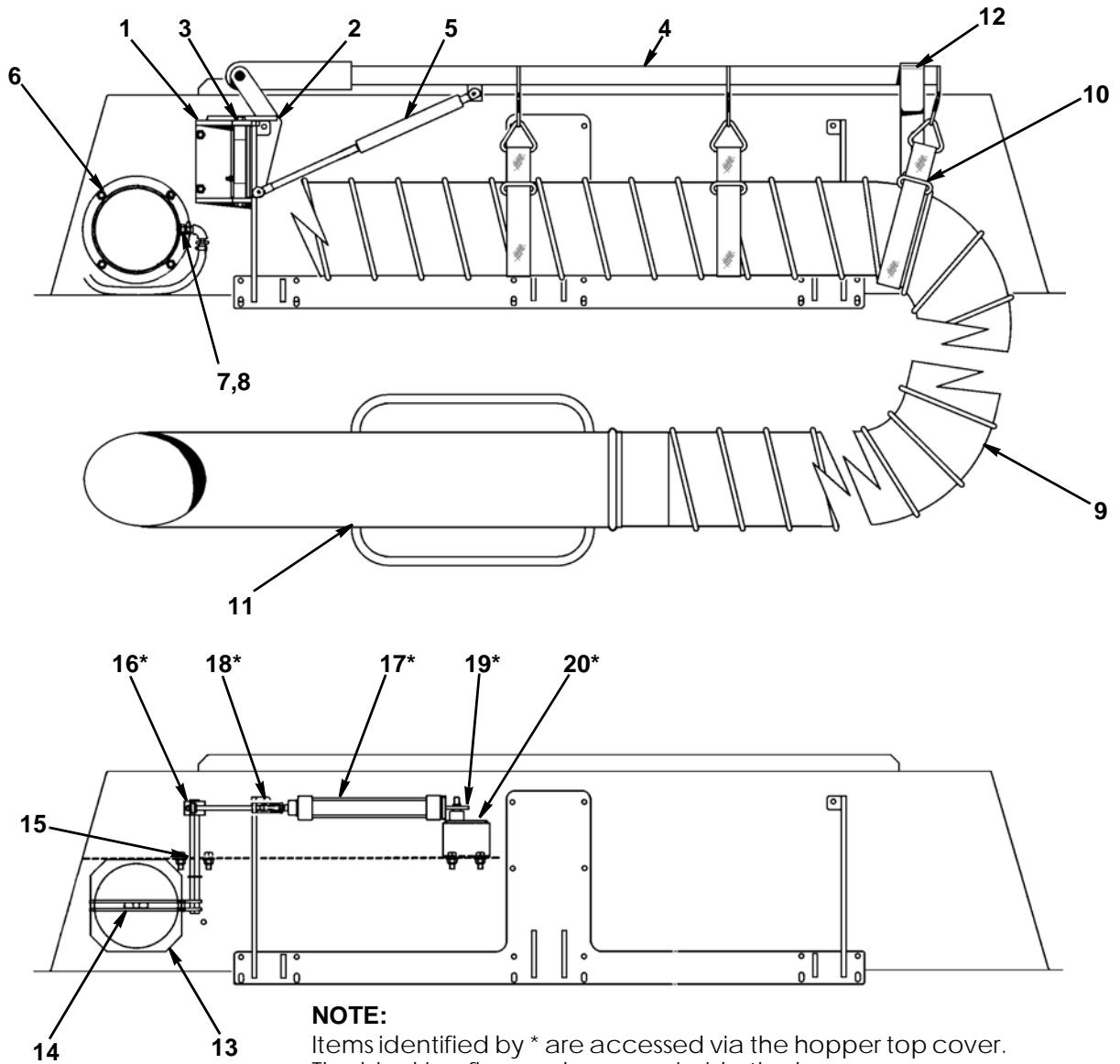
WANDER HOSE ARRANGEMENT
Showing Fishtail Option.

When ordering replacement parts, always give the machine's Serial Number and specify Part Number, Quantity & Description



<i>Item</i>	<i>Part Number</i>	<i>Quantity</i>	<i>Description</i>
WANDER BOOM - REAR MOUNTED - OPTION			
1	025220	1	. Plate, hinge, LH
NI	025574	1	. Plate, hinge, RH
2	025219	1	.. Hinge
3	023490	1	... Shaft, hinge
NI	013662	2	... Bush, plastic
NI	010903	1	... Nipple, grease, straight, 1/8" BSP
4	025218	1	. Boom, support
5	021993	1	.. Gas strut, boom support
6	025225	1	. Sleeve, wander hose
7	012316	1	.. Nozzle, sprayjet
8	010915	1	... Elbow, galvanised, 3/8" BSP
NI	010922	1 Hosetail, 1/4" BSP x 3/8"
9	025214	1	. Hose, flexible, 180 mm I/D
	012933	1	.. Clamp, hose, worm drive
10	025235	3	.. Strap assembly, webbing, wander hose
	010606	1	... Carabiner, strap
11	025217	1	... Tube, suction
	012933	1 Clamp, hose, worm drive
12	025268	1	. Bracket, wander boom stowage
13	025251	1	. Flap, blanking
14	025252	1	.. Arm, blanking flap
15	021164	1	... Pivot, blanking flap
NI	013488	2 Bush
NI	010903	1 Nipple, grease, straight, 1/8" BSP
16	025254	1	... Lever, blanking flap
17	021467	1	... Ram, pneumatic, 40 mm bore x 200 mm stroke
18	014469	1 Clevis, M12 x 1.25
NI	023270	1 Pin, clevis
NI	023269	1 Clip, safety, clevis pin
19	014457	1 Bracket, mounting, ram
20	021163	1 Pivot assembly, ram

When ordering replacement parts, always give the machine's Serial Number and specify Part Number, Quantity & Description



NOTE:
Items identified by * are accessed via the hopper top cover.
The blanking flap and arm are inside the hopper

REAR-MOUNTED WANDER BOOM (POST OCT. '99)

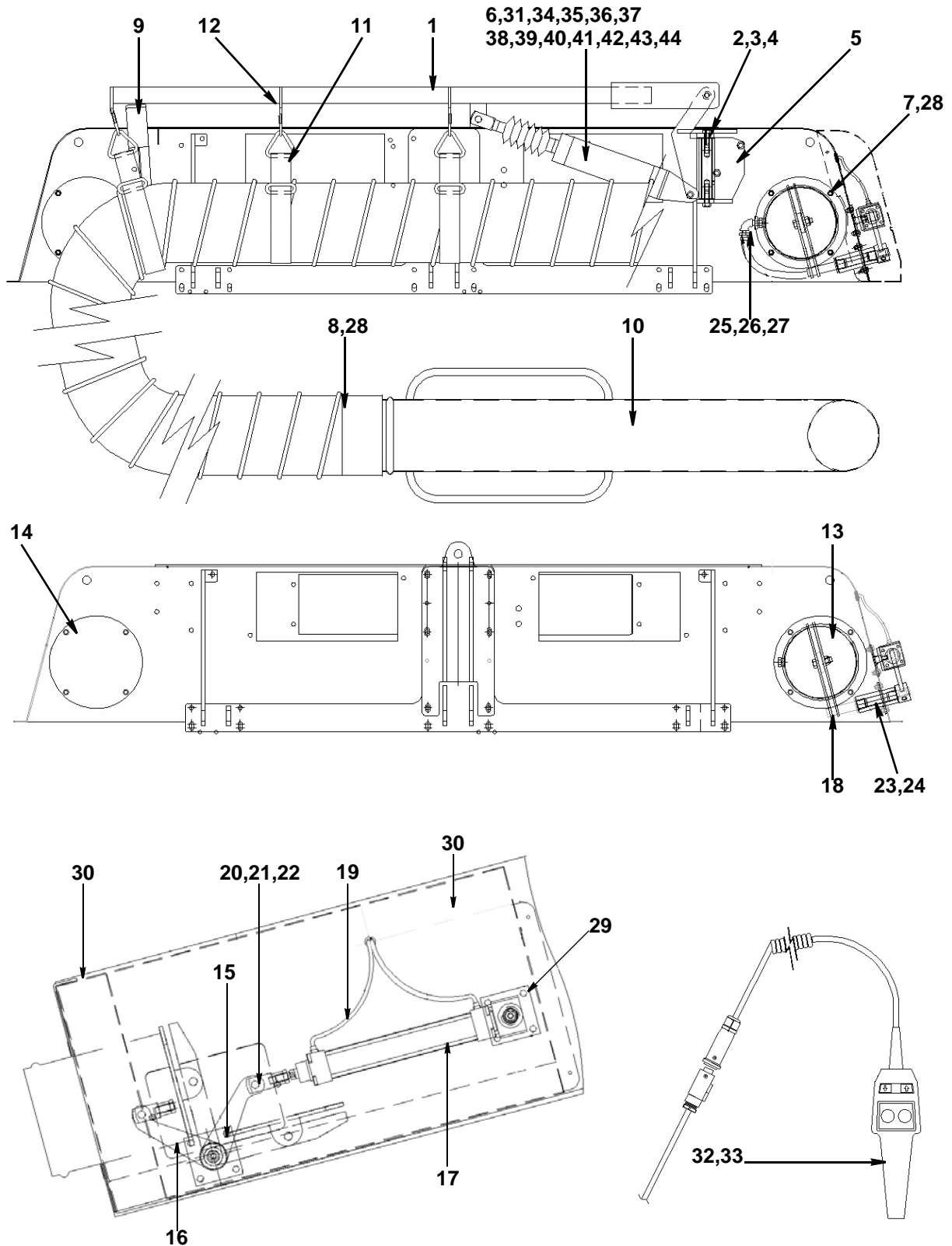


When ordering replacement parts, always give the machine's Serial Number and specify Part Number, Quantity & Description



<i>Item</i>	<i>Part Number</i>	<i>Quantity</i>	<i>Description</i>
	028105/028104		WANDER BOOM - REAR MOUNTED - WITH REMOTE CONTROL
1	027926	1	Hose support
2	025219	1	Wander hose
3	013662	2	Bush
4	023490	1	Hinge shaft
5	025574	1	Support, wander hose, RH Model
5	025220	1	Support, wander hose, LH Model
6	028306	1	Pneumatic cylinder 63 x 160
7	025225	1	Wander hose sleeve
8	025214	1	Wander hose
9	027929	1	Stowage bracket
10	025217	1	Suction tube
11	025235	3	Strap, wander hose
12	010606	3	Carabiner
13	025487	1	Wander hose flap
14	025486	1	Coverplate
15	025471	1	Pivot tube - Wander hose flap (Bolt On)
16	025254	1	Flap lever
17	021467	1	Air ram 40 x 200
18	025476	1	Flap arm wanderhose
19	024550	1	Superflex nylon, 6 mm
20	014469	1	Clevis M12 x 1.25
21	023270	1	Clevis pin
22	023269	1	Safety fastener
23	010903	1	Grease nipple $\frac{1}{8}$ " BSP
24	013488	2	Bush
25	012316	1	Sprayjet
26	010915	1	Elbow
27	010922	2	Hosetail
28	012933	2	Jubilee clip
29	025524	1	Pivot (Bolt on)
30	026105	1	Cover, RH Model
30	026104	1	Cover, LH Model
31	021158	2	Restrictor
32	028270	1	Remote control unit, rear boom
33	028355	1	Holster, for Remote Control
34	011034	1	Setscrew, hex M10 x 40 mm
35	011075	1	Nut, nyloc M10
36	028305	1	Pivot, cylinder
37	020299	1	Clevis M16 x 1.5 mm
38	011010	4	Setscrew, hex M8 x 20 mm
39	011093	4	Spring Washer M8
40	023111	1	Bellow
41	022673	1	Clevis pin
42	022674	1	Clip retaining
43	010517	1	Jubilee clip No 0X (18-25)
44	010518	1	Jubilee clip No 1X (30-40)
NI	030268	1	Air Valve double (Rexroth)

When ordering replacement parts, always give the machine's Serial Number and specify Part Number, Quantity & Description



**WANDER BOOM - REAR MOUNTED
WITH REMOTE CONTROL**

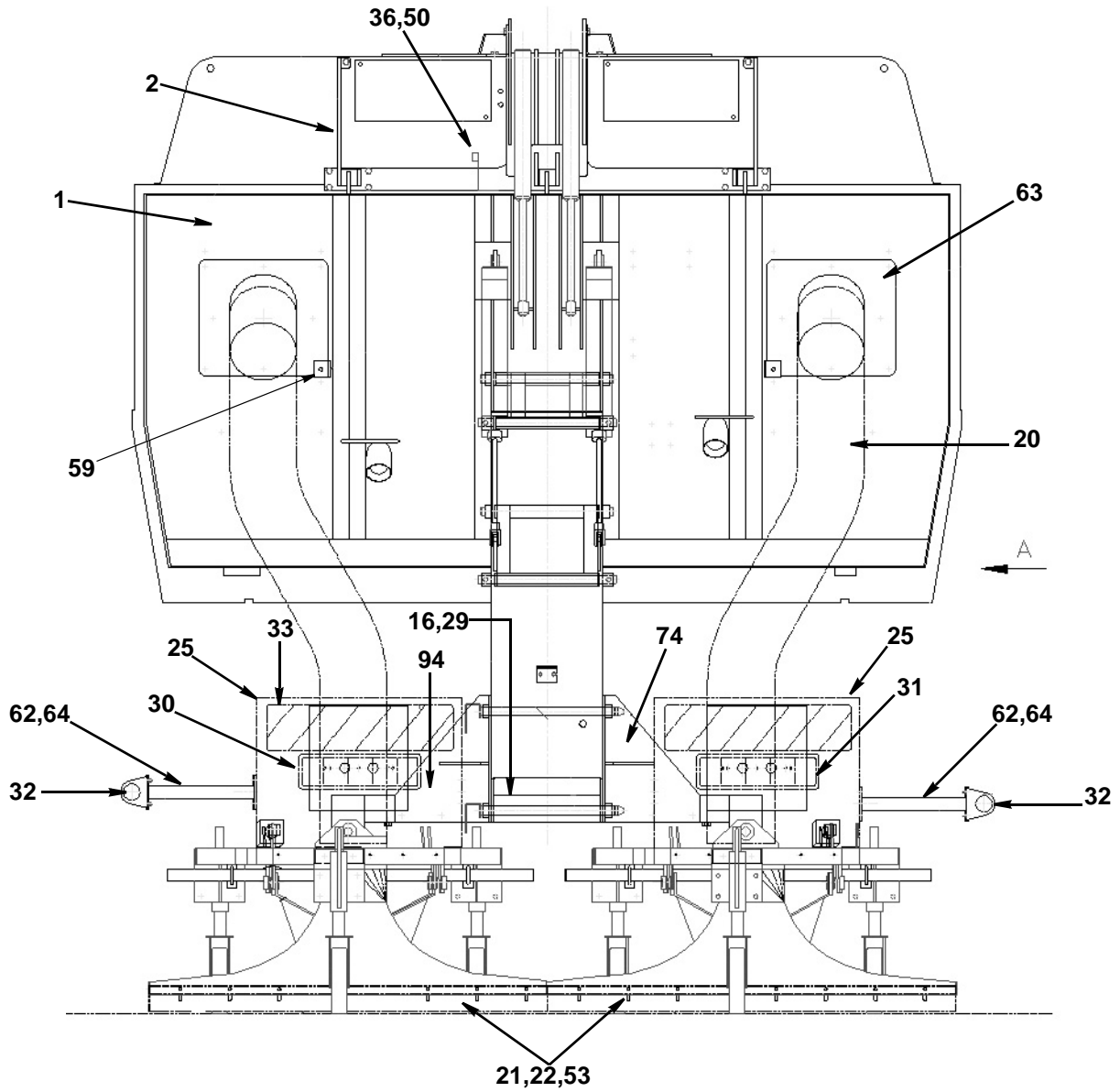
When ordering replacement parts, always give the machine's Serial Number and specify Part Number, Quantity & Description



Item	Part Number	Quantity	Description
	027015		REAR SUCTION NOZZLE - OPTION
1	026962	1	Rear door
2	025660	1	. Adjustable hinge plate
3	026426	1	. Adjustable ram mount
4	026427	2	. Bracket, Ram mount
5	026398	2	. Cylinder Assembly
6	026968	2	. Pneumatic cylinder 63 bore
7	026392	2	. Ram pivot
8	026384	1	. Top link
9	026385	1	. Bottom link
10	026967	1	. Main support
11	027817	1	. Central support beam
12	027816	2	. Nozzle frame
13	026969	2	. Chipping nozzle
14	026402	2	. Linkage pin front
15	026401	2	. Linkage pin rear
16	026400	2	. Linkage pin removable
17	026395	2	. Pivot pin
18	028488	6	. Jacking castor assembly
19	026964	2	. Spraybar
NI	030251	AsReq	. . Jets
20	026974	0.50	. Hose 8"
21	026404	4	. Flap side skirt
22	026405	4	. Skirt clamp
23	026406	4	. Skirt clamp ends
24	026407	4	. Rubber skirt
25	027819	2	. Light mounting
26	020299	6	. Clevis M16 x 1.5
27	010606	4	. Carabiner
28	026809	2	. Connector 7mm
29	013053	2	. Linch pin
30	013482	1	. Lamp LH
31	013483	1	. Lamp RH
32	028530	2	. Outline marker lamp
33	022389	1	. Rear marking plate
34	013792	13	. Grease nipple 1/4" BSP
35	026197	4	. Spraybar bracket
36	026808	2	. Safety switch
37	026810	2	. Safety hook
38	026048	2	. Reed switch
39	014983	4	. U clamp 1 5/8"
40	026749	1	. Wiring loom , rear lights
41	014677	2	. Wiring harness
42	028445	6	. Castor bracket
43	027818	2	. Gobbler pivot
44	023608	2	. Air ram nozzle tilt
45	023827	2	. Ram end assy
46	022673	2	. Clevis pin
47	022674	2	. Clip retaining

Continued...

When ordering replacement parts, always give the machine's Serial Number and specify Part Number, Quantity & Description



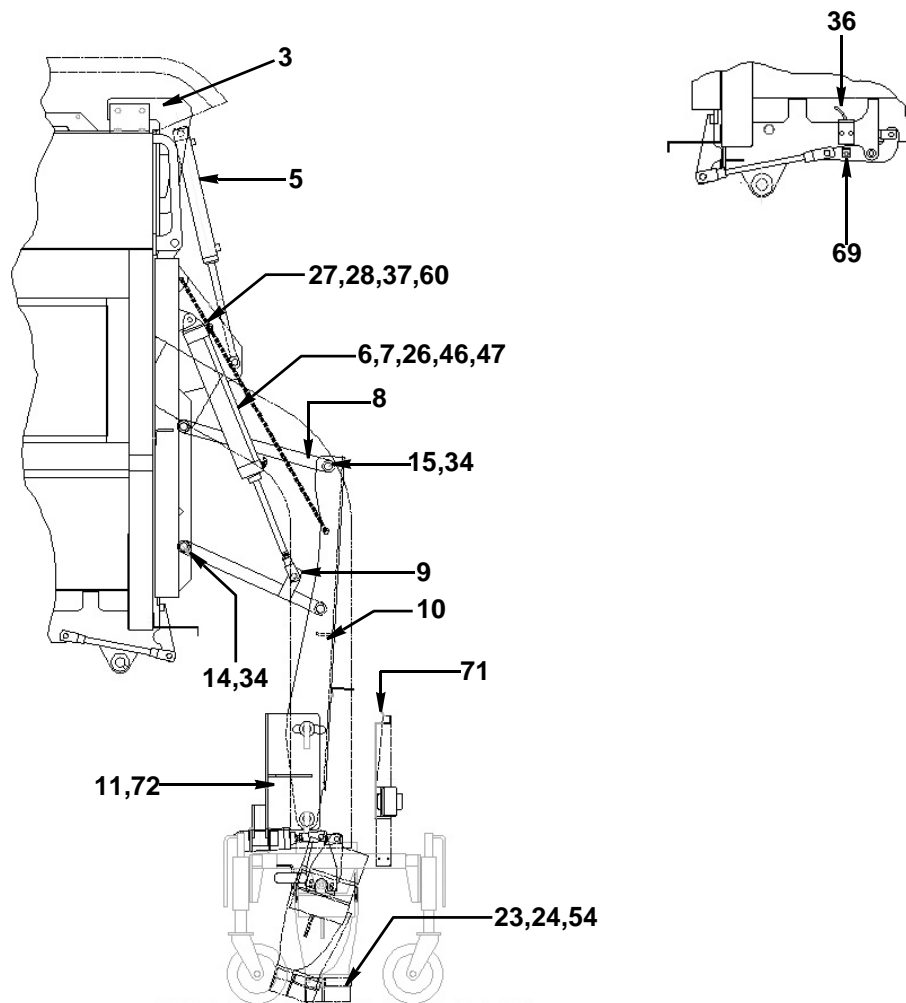
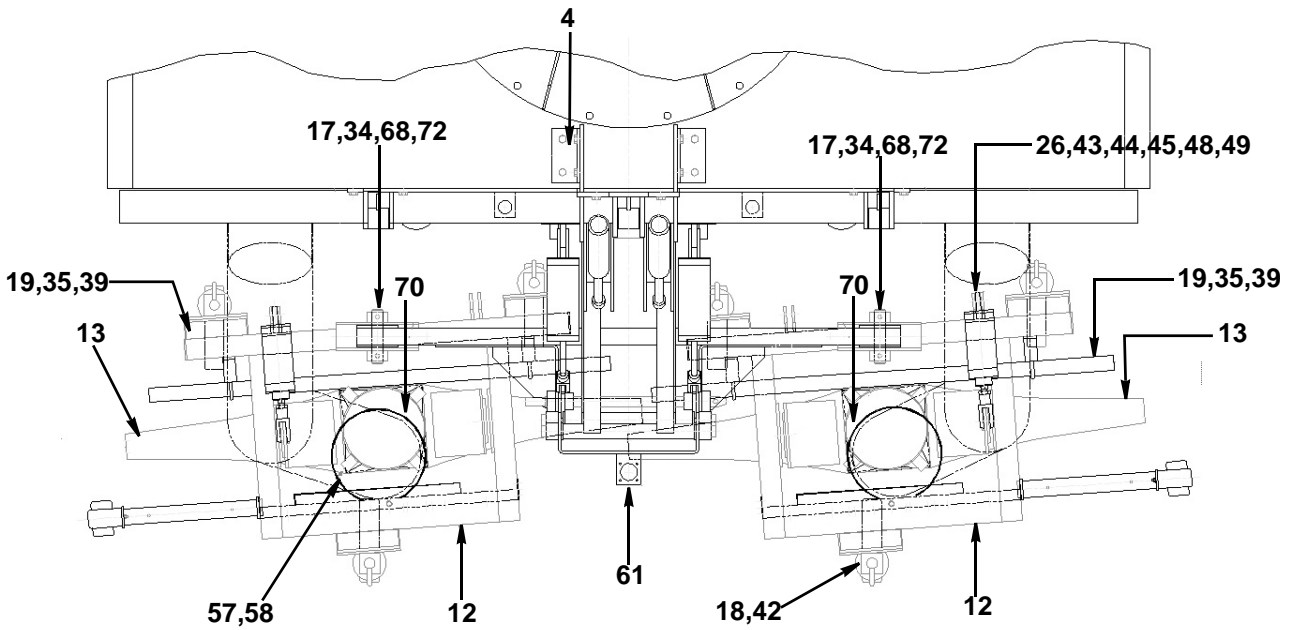
REAR DOOR SUCTION NOZZLE ASSEMBLY

When ordering replacement parts, always give the machine's Serial Number and specify Part Number, Quantity & Description



<i>Item</i>	<i>Part Number</i>	<i>Quantity</i>	<i>Description</i>
	027015		REAR SUCTION NOZZLE - OPTION (continued)
48	010067	2	. Pin 20 x 20
49	011122	4	. Split pin $\frac{3}{16}$ " x $1\frac{1}{2}$ "
50	026750	1	. Proximity switch Bracket
51	006019	2	. Quick release coupling male
52	006020	2	. Quick release coupling female
53	027826	4	. Flap retainer front/rear
54	027827	4	. Flap retainer side/rear
55	002116	1	. Valve ball 3" c/w handle
56	002117	2	. Hose straight 3"
57	028165	1	. Spray jet in suction tube
58	010950	3	. Hose, reinforced $\frac{3}{8}$ "
59	028446	2	. Hose bracket
60	010525	1	. Chain link large
61	026190	1	. ITT Connector bracket
62	028444	2	. Extremity sensor bracket
63	027674	2	. Hose spigot plate
64	028499	2	. Nut plate extremity indicator
65	021416	4	. Sleeve
66	000119	4	. Hex setscrew M14 x 60 mm long
67	011146	4	. Full nut M14
68	012597	1	. Quick release coupling $\frac{1}{2}$ "
69	028655	2	. Nozzle pivot bracket
70	028656	2	. Safety interlock switch bracket
71	023595	2	. Release cable
72	025222	2	. Titanfast DX78
73	013662	8	. Bush
74	028710	1	. Support beam mounting bracket LH
75	028711	1	. Support beam mounting bracket RH
76	010997	1	. Hose $\frac{1}{2}$ " x 6170 mm Straight

When ordering replacement parts, always give the machine's Serial Number and specify Part Number, Quantity & Description



REAR DOOR SUCTION NOZZLE ASSEMBLY

When ordering replacement parts, always give the machine's Serial Number and specify Part Number, Quantity & Description



THIS PAGE INTENTIONALLY LEFT BLANK

When ordering replacement parts, always give the machine's Serial Number and specify Part Number, Quantity & Description

SECTION D SWEEPING, SUCTION AND ASSOCIATED EQUIPMENT

ANNEX A

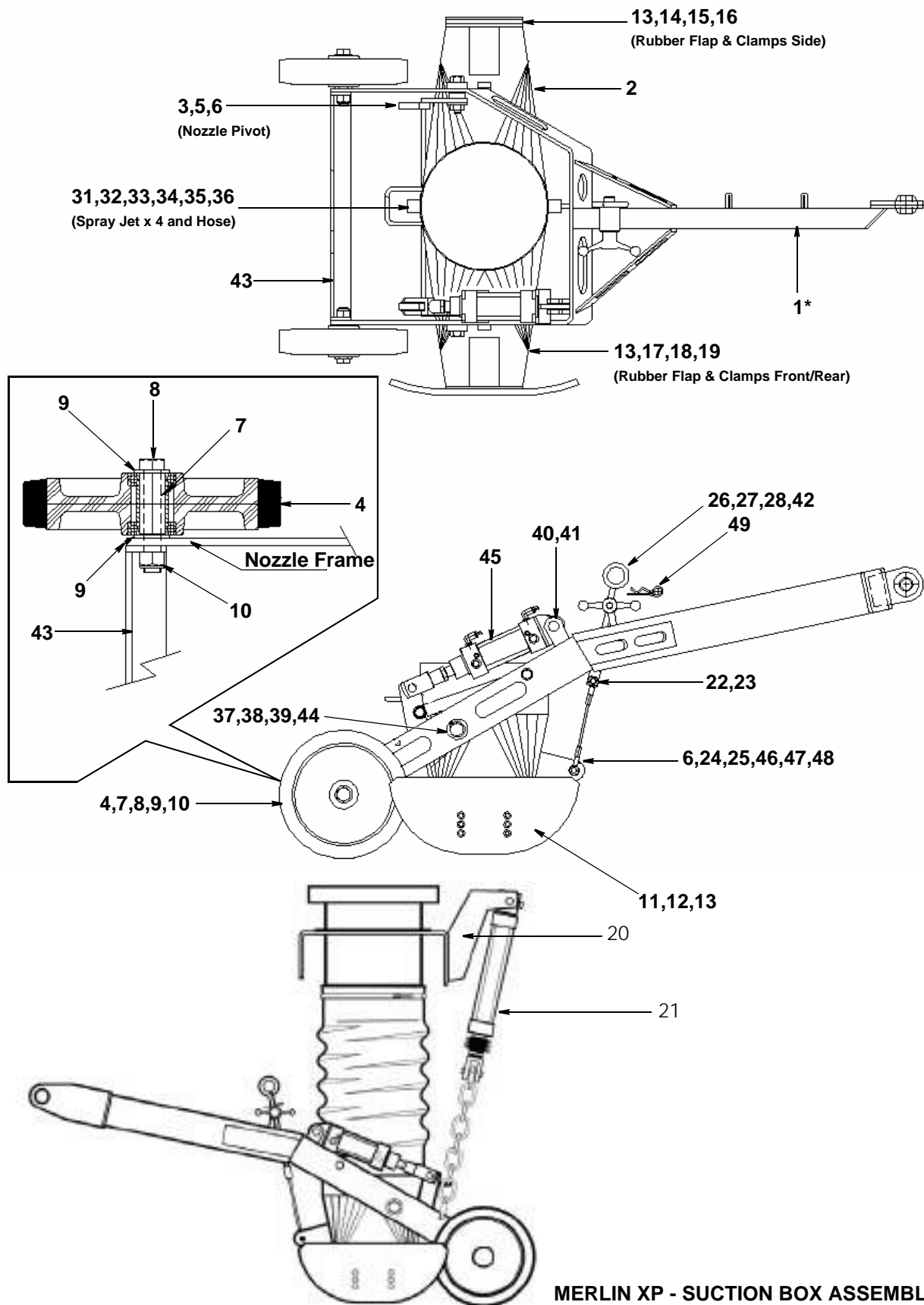
Table of Contents

Assembly/Description	Page
SWEEPING EQUIPMENT	
Suction Box Assembly - Merlin XP	1



<i>Item</i>	<i>Part Number</i>	<i>Quantity</i>	<i>Description</i>
TILTING SUCTION NOZZLE ASSEMBLY - MERLIN XP			
1	032261	1	. Nozzle Frame RH
1	032252	1	. Nozzle Frame LH
2	032244	1	. Suction Nozzle
3	032263	1	.. Pivot RH
3	032254	1	.. Pivot LH
4	031831	2	.. Wheel 10"
5	011031	4	... Hex Setscrew M10 x 25 mm
6	011075	5	... Nut, Nyloc M10
7	031832	2	... Spacer
8	011133	2	... Bolt M16 x 100mm
9	011135	4	... Washer M16
10	011060	2	... Nut, Nyloc M16
11	013277	1	.. Skid Plate
12	011021	2	... Cap Screw M8 x 25 mm
13	011073	14	... Nut, Nyloc M8
14	013283	1	.. Flap Side - Nozzle Box
15	013024	1	... Clamp, Flap - Side
16	011012	2 Setscrew, hex M8 x 30mm
17	013023	2	.. Flap - Front/Rear - Nozzle Box
18	013025	2	... Clamp, Flap - Front/Rear
19	013362	2 Bolt retainer
20	030775	1	. Bracket, Vertical Cylinder Mount
21	031330	1	. Vertical Nozzle Lift Assembly (030772 Pneumatic Cylinder)
22	026163	1	.. Clevis Pin M10
23	026164	1	... Clip, retaining M10
24	000182	1	... Nut M10 x 1.25 (plated)
25	011094	2	... Washer M10
26	024051	1	.. Ball handle - Nozzle Adjust
27	023610	1	.. Nozzle Adjuster
28	023625	1	... Adjuster Rod
29	010606	4 Carabiner
30	010525	520 mm Chain, large links
31	013360	4	.. Jet assy - low pressure water
32	010950	1.3 m	... Hose 3/8"
33	003000	3	... Tee piece - brass
34	010516	12 Jubilee clip No M00 (16)
35	011067	4	... Setscrew, hex M6 x 20mm
36	011091	4	... Washer, spring M6
37	021416	2	.. Sleeve
38	000351	2	... Bolt, hex M14 x 70mm
39	011127	2	... Nut, Nyloc M14
40	010067	1	... Pin 20 x 50
41	011122	2 Split pin 3/16 " x 1 1/2"
42	020291	1 Clevis M10 x 1.25
43	032255	1	.. Axle - nozzle
44	024682	4	... Bush 25 x 20 x 10
45	032119	1	.. Air Ram Assembly - Nozzle tilt
46	011074	1	... Nut, hex M10
47	000072	1	... Setscrew, hex M10 x 45mm
48	025681	1	.. Leash cable assembly
49	021944	1	.. Grip clip, double wound

When ordering replacement parts, always give the machine's Serial Number and specify Part Number, Quantity & Description



MERLIN XP - SUCTION BOX ASSEMBLY & VERTICAL NOZZLE LIFT

When ordering replacement parts, always give the machine's Serial Number and specify Part Number, Quantity & Description



THIS PAGE INTENTIONALLY LEFT BLANK

When ordering replacement parts, always give the machine's Serial Number and specify Part Number, Quantity & Description

ILLUSTRATED PARTS CATALOGUE

SCARAB TRUCK-MOUNTED SWEEPERS - CANbus MODELS

SECTION E

WASHING & DUST SUPPRESSION EQUIPMENT

Table of Contents

Assembly/Description	Page
LOW-PRESSURE WATER PUMP	
Twin Water Pump Arrangement	1
Twin Water Pump Components	3
Water Valves	5
Water Relief Valve Assembly	5
WATER TANKS & FILTRATION	
900 litre Water Tank Late Arrangement	7
1300 litre Water Tank Late Arrangement	9
1800 litre Water Tank Late Arrangement	11
2300 litre Water Tank Arrangement	13
2500 litre Water Tank Arrangement	14
Water filter Arrangements	15
SPRAY BAR ARRANGEMENTS	
Low Pressure Spray Bar (Plastic) From Sept 2003	17
Low Pressure Spray Bar Upto Sept 2003	17
High Pressure Spray Bar (From March 2001)	19
Air Operated Front Spray Bar Raise/Lower Kit	19
High Pressure Split Frontspray Bar (250 BAR)	19
Nozzle Water Boost Bar Assembly	21
HOSE REEL / LANCE ARRANGEMENTS	
Automatic Hose Reel / Lance	23
Automatic Hose Reel and Lance (250 Bar Pump)	23
OPTIONS	
Hydrant Filler Arrangements	25
Hydrant Mounted Locker Kit	25
Detergent Kit	27
Wander Hose Dust Suppression	27
Hand-wash Basin	27
WATER BOOM ASSEMBLY - OPTION	
Water Boom Assembly	29

Continued...

ILLUSTRATED PARTS CATALOGUE

SCARAB TRUCK-MOUNTED SWEEPERS - CANbus MODELS

THIS PAGE LEFT INTENTIONALLY BLANK

ILLUSTRATED PARTS CATALOGUE

SCARAB TRUCK-MOUNTED SWEEPERS - CANbus MODELS

SECTION E WASHING & DUST SUPPRESSION EQUIPMENT


Table of Contents Continued

Assembly/Description	Page
HIGH-PRESSURE PUMPS	
30 litre High-pressure Pump Assembly	31
30 Litre High Pressure Pump -160 bar (internal components)	33
30 Litre High Pressure Pump - 100 bar (internal components)	35
42 litre High-pressure Pump Assembly	37
42 Litre High Pressure Pump (internal components)	39
59 litre High-Pressure Pump Assembly (250 Bar) Prattisolli Pump	41
ANNEX 'A' - MERLIN XP COMPACT H-P PUMP - 150 bar.	44



<i>Item</i>	<i>Part Number</i>	<i>Quantity</i>	<i>Description</i>
TWIN WATER PUMP GENERAL ASSEMBLY			
1	024385	1	. PUMP ASSEMBLY, TWIN WATER Page E3
1	024385SE	1	. PUMP ASSEMBLY, TWIN WATER (Service Exchange Unit). . . Page E3
NI	024241	1	. Locating Ring
NI	024245	2	. Clamp, Water Pump
NI	024908	4	. Stud
2	010903	1	. . Grease Nipple
3	024243	1	. . Plate, mounting pump
4	014873	4	. . . Spacer 37 x 20 x 11
	011018	4 Hex Bolt M8 x 90
	011073	4 Nut M12
5	011743	1	. . Valve, ball, 1/4" BSP
6	013527	1	. MOTOR, DANFOSS OMP 50 Page F25
NI	023069	1	. . Danfoss Seal Kit (only for motors without a drainport)
	011058	2	. . . Screw, csk skt hd, M12 x 40 mm long
	011077	4	. . . Nut, hex, M12
7	011167	2	. . Adaptor, 1/2" BSP x 3/8" BSP
8	011154	2	. . . Seal, Dowty 1/2" BSP
9	024837	1	. RELIEF VALVE ASSEMBLY Page E5
	011048	1	. . . Nut 1/2" UNF thin
10	023862	1	. Filter. Page E15
11	010917	3	. . Elbow, 90°, 3/4" BSP M&F
12	010934	1	. . Socket 3/4" BSP
13	010916	1	. . Nipple, hex 3/4" BSP
14	000154	2	. . Reducing bush 1" - 3/4" BSP
15	SEE REF	1	. WATER VALVE ASSEMBLY Page E5

When ordering replacement parts, always give the machine's Serial Number and specify Part Number, Quantity & Description



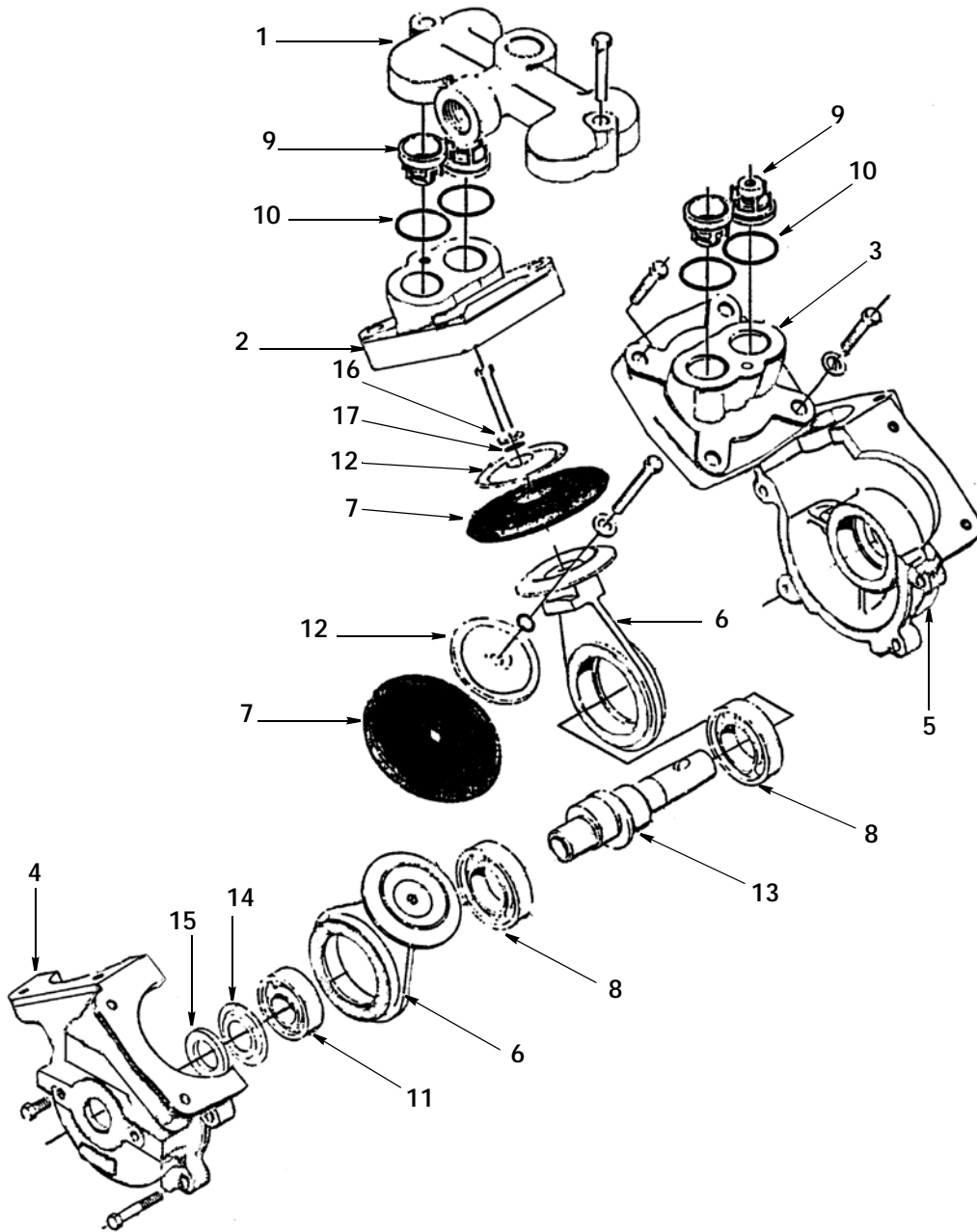
TWIN WATER PUMP (LOW PRESSURE)
GENERAL ASSEMBLY

When ordering replacement parts, always give the machine's Serial Number and specify Part Number, Quantity & Description



<i>Item</i>	<i>Part Number</i>	<i>Quantity</i>	<i>Description</i>
TWIN WATER PUMP COMPONENTS			
1	020460	1	. Hardi Twin Pump Bridge
2	020464	1	. Hardi Twin Pump Head (mod)
3	020463	1	. Hardi Twin Pump Head
4	020461	1	. Hardi Twin Pump Crankcase
5	020462	1	. Hardi Twin Pump Crankcase (mod)
6	014682	2	. Conrod Hardi Pump
7	013629	2	. Diaphragm Hardi Pump
8	013522	2	. Bearing Ball 6007
9	013627	4	. Poppet Valve
10	013628	4	. . Sealing Ring
11	022726	1	. Bearing Ball 6205
12	014882	2	. Pump Backing Plate
13	014869	1	. Pump Eccentric
14	014881	1	. Retainer
15	014879	1	. . Felt Washer
16	031560	2	. Seal
17	031561	2	. Washer

When ordering replacement parts, always give the machine's Serial Number and specify Part Number, Quantity & Description



**TWIN WATER PUMP (LOW PRESSURE)
COMPONENTS**

When ordering replacement parts, always give the machine's Serial Number and specify Part Number, Quantity & Description




Item	Part Number	Quantity	Description
WATER VALVE ASSEMBLY			
1	031281	1	Water Valve 3 Way Assembly - AirTechnics from September 2004
1	031282	1	Water Valve 4 Way Assembly
1	031283	1	Water Valve 5 Way Assembly
1	031284	1	Water Valve 6 Way Assembly
1	031285	1	Water Valve 7 Way Assembly
	030740	*	. Valve Solenoid to suit AirTechnics Assemblies
	030743	*	. .Coil, 24v to suit 030740 Valve Solenoid & AirTechnics Assemblies
	030738	1	. Manifold 5 port
	030737	1	. Manifold 4 port
	030736	1	. Manifold 3 port
2	024832	*	. Valve Solenoid - Norgren Type Upto September 2004
NI	026855	*	. . Seal kit to suit Norgren Valves
3	024833	*	. . Backnut
4	010930	1	. . Hosetail $\frac{3}{8}$ " x $\frac{5}{8}$ "
5	010922	*	. . Hosetail $\frac{1}{4}$ " x $\frac{3}{8}$ "
NI	010913	1	. . Elbow M&F $\frac{3}{8}$ " BSP
NI	024834	1	. . Valve plug
6	024835	2	. Mounting bracket

NOTE:


*The number of valves, their voltage and related fittings is dependent on chassis and options fitted. If in doubt please contact us quoting your Machine Serial Number.

Item	Part Number	Quantity	Description
WATER RELIEF VALVE ASSEMBLY			
1	010101	1	Valve, release $\frac{3}{4}$ "
2	011048	2	Nut, nyloc 1/2" UNF
3	010946	2	Bush $\frac{3}{4}$ " x $\frac{3}{8}$ " BSP
4	010930	2	Hose tail $\frac{3}{8}$ " x $\frac{5}{8}$ " BSP
5	010916	1	Nipple, hex $\frac{3}{4}$ " BSP
6	010919	1	Tee $\frac{3}{4}$ " BSP

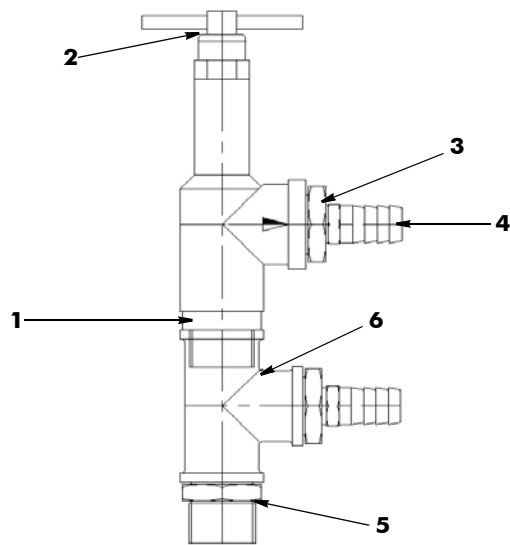
When ordering replacement parts, always give the machine's Serial Number and specify Part Number, Quantity & Description



AIRTECHNICS WATER VALVE ASSEMBLY
(5 Valve Type Illustrated)



NORGREN WATER VALVE ASSEMBLY
(6 Valve Type Illustrated)





WATER RELIEF VALVE ASSEMBLY

When ordering replacement parts, always give the machine's Serial Number and specify Part Number, Quantity & Description



<i>Item</i>	<i>Part no</i>	<i>Quantity</i>	<i>Description</i>
	025369		WATER TANK ASSEMBLY - 900 LITRE
1	026324	1	Water Tank 900 Ltr
2	025271	1	. Lid, Water tank
3	025222	0.04	Titanfast section DX78
4	011072	6	Nut, Hex, M8
5	011092	6	Washer M8
6	010946	4	Red Bush $\frac{3}{4}$ " x $\frac{3}{8}$ " BSP
7	010913	3	Elbow M&F $\frac{3}{8}$ " BSP
8	010930	4	$\frac{3}{8}$ " x $\frac{5}{8}$ " Hose tail
9	001046	1.50	Hose $\frac{5}{8}$ " Clear
10	000202	2	O Clip $\frac{7}{8}$ "
11	010917	2	Elbow M&F $\frac{3}{4}$ " BSP
12	010931	2	Hose tail, $\frac{3}{4}$ " x 1" Male
13	010916	1	Nipple, hex, $\frac{3}{4}$ " BSP
14	013757	1	Ball valve $\frac{3}{4}$ "
15	012969	16	Rubber Washer 40 x 12 x 6
16	011096	8	. Washer M12
17	011077	8	. Nut, nyloc, M12
18	025335	1	Ball $\frac{1}{2}$ " Plastic
19	023873	1	HYDRANT FILLER ASSY Page E25
20	001045	2.50	. Hose green Medium duty $1\frac{1}{2}$ "
21	003007	4	. Jubilee Clip 2A
22	014983	1	. Exhaust U Clamp $\frac{5}{8}$ "
23	013169	1	. Hydrant Adaptor
24	003013	1	. Socket $1\frac{1}{2}$ "
25	024586	1	Hydrant filler Pipe assy
26	024578	1	. Pipe hydrant filler top
27	024585	1	. Bracket, hydrant filler
NI	028627	1	. . Cage option (Prevents leaves entering tank)
NI	021804	1	. Float Switch

When ordering replacement parts, always give the machine's Serial Number and specify Part Number, Quantity & Description





900 LITRE WATER TANK TYPE

When ordering replacement parts, always give the machine's Serial Number and specify Part Number, Quantity & Description



<i>Item</i>	<i>Part no</i>	<i>Quantity</i>	<i>Description</i>
	026325		WATER TANK ASSEMBLY - 1300 LITRE
1	026325	1	1300 Litre tank
2	025303	1	. Boss Tank $\frac{3}{4}$ "
3	013335	2	. Clamp Base
4	025270	2	. Lid Clamp
NI	011096	8	. Washer M12
NI	011077	8	. Nut, nyloc, M12
NI	012969	16	Rubber Mounting washer 40 x 12 x 6
NI	025222	0.04	Titanfast DX78
5	025271	1	Lid water tank
6	011072	6	. Nut, hex, M8
7	011092	6	. Washer, M8
8	010946	4	Bush $\frac{3}{4}$ " x $\frac{3}{8}$ " BSP
9	010913	3	Elbow M&F $\frac{3}{4}$ " BSP
10	010930	4	Hosetail $\frac{3}{8}$ " x $\frac{5}{8}$ " BSP
11	001046	1.50	Hose $\frac{5}{8}$ " Clear
12	025335	1	. Ball $\frac{1}{2}$ " Plastic
13	000202	2	. O-Clip $\frac{7}{8}$ "
14	010917	2	Elbow M&F, $\frac{3}{4}$ " BSP
15	010931	2	$\frac{3}{4}$ " Male x 1" Hose tail
16	010916	1	Nipple, hex, $\frac{3}{4}$ " BSP
17	013757	1	Ball valve $\frac{3}{4}$ "
NI	023873	1	HYDRANT FILLER TOP ASSY Page E25
18	001045	2.50	. Hose green Medium duty $1\frac{1}{2}$ "
19	003007	4	. Jubilee Clip 2A
20	014983	1	. Exhaust U Clamp $1\frac{5}{8}$ "
21	002051	1	. $1\frac{1}{2}$ " Male to $1\frac{1}{2}$ " Hosetail
22	003013	1	. Socket $1\frac{1}{2}$ " BSP
23	013169	1	Hydrant Adaptor
24	024585	1	. Bracket hydrant filler
25	024578	1	. Hydrant filler Top
NI	028627	1	. . Cage option (Prevents leaves entering tank)
NI	021804	1	. Float Switch

When ordering replacement parts, always give the machine's Serial Number and specify Part Number, Quantity & Description



1300 LITRE WATER TANK

When ordering replacement parts, always give the machine's Serial Number and specify Part Number, Quantity & Description




<i>Item</i>	<i>Part no</i>	<i>Quantity</i>	<i>Description</i>
	025371	1	WATER TANK ASSEMBLY - 1800 LITRE
1	026326	1	Pre Water Tank Assy 1800Litre
2	025271	1	Lid, Water tank
3	025222	0.04	Titanfast section DX78
4	011072	6	Nut, Hex, M8
5	011092	6	Washer M8
6	010946	4	Red Bush $\frac{3}{4}$ " x $\frac{3}{8}$ " BSP
7	010913	3	Elbow M&F $\frac{3}{8}$ " BSP
8	010930	4	Hose tail, $\frac{3}{8}$ " x $\frac{5}{8}$ "
9	001046	1.50	Hose $\frac{5}{8}$ " Clear
10	000202	2	O Clip $\frac{7}{8}$ "
11	010917	2	Elbow M&F $\frac{3}{4}$ " BSP
12	010931	2	Hose tail, $\frac{3}{4}$ " Male x 1"
13	010916	1	Nipple, hex, $\frac{3}{4}$ " BSP
14	013757	1	Ball valve $\frac{3}{4}$ "
15	012969	16	Rubber Washer 40 x 12 x 6
16	011096	8	. Washer M12
17	011077	8	. Nut, nyloc, M12
18	025335	1	Ball $\frac{1}{2}$ " Plastic
19	023873	1	HYDRANT FILLER ASSY Page E25
20	001045	2.50	. Hose green Medium duty $1\frac{1}{2}$ "
21	003007	4	. Jubilee Clip 2a
22	014983	1	. Exhaust U Clamp $\frac{5}{8}$ "
23	013169	1	. Hydrant Adaptor
24	003013	1	. Socket $1\frac{1}{2}$ "
25	024586	1	Hydrant filler Pipe assy
26	024578	1	. Pipe hydrant filler top
27	024585	1	. Bracket, hydrant filler
NI	028627	1	. . Cage option (Prevents leaves entering tank)
NI	021804	1	. Float switch

When ordering replacement parts, always give the machine's Serial Number and specify Part Number, Quantity & Description



1,2,3,4,5,15,16,17




20



6,8,11,12

21

23



9,10,18

6,7,8

10,13,14

19,20,21,22,25,26,27

1800 LITRE WATER TANK

When ordering replacement parts, always give the machine's Serial Number and specify Part Number, Quantity & Description



<i>Item</i>	<i>Part no</i>	<i>Quantity</i>	<i>Description</i>
	026200	1	WATER TANK ASSEMBLY - 2300 LITRE
1	024780	1	Water Tank, 2300 Litre
2	025704	1	Canopy, Water tank
3	002067	1	Adapter, equal 1½"
4	002066	1	Adapter, M/F 1½"
5	002065	1	Ball valve 1½" (Low pressure)
6	002051	3	Hosetail, 1½" BSP Male x 1½"
7	002068	1	Adapter 1½" Male - ¾" BSP
8	002069	1	Adapter 1½" BSP x ¾" BSP
9	012883	1	Sacrificial Anode
10	003013	1	Socket, 1½" BSP
11	003015	1	Elbow, 1½" M/F
12	001045	2.50	Hose, Green medium duty
13	002072	2	Dowty seal 1½"
14	023862	1	Strainer 1"
15	013462	4	Brkt, tank front
16	014693	4	Rubber buffer
17	023873	1	HYDRANT FILLER ASSEMBLY Page E25
18	003020	1	Hex nipple 1½" M/M
19	003021	1	Reducing bush 1½" - ¾"
20	003022	1	Tapered plug 1½"
21	003023	1	Hex nipple 1"
22	024578	1	Pipe hydrant assembly
23	024585	1	Bracket hydrant assembly

When ordering replacement parts, always give the machine's Serial Number and specify Part Number, Quantity & Description



<i>Item</i>	<i>Part no</i>	<i>Quantity</i>	<i>Description</i>
	025696	1	WATER TANK ASSEMBLY - 2500 LITRE
1	025692	1	Water tank 2500Ltr
2	025693	1	Canopy, 2500Ltr Tank
3	002067	1	Equal Adapter 1 1/2" BSP
4	002066	1	Adapter 1 1/2" BSP
5	002065	1	Ball valve 1 1/2" BSP
6	002051	3	1 1/2" BSP Male - 1 1/2" Hosetail
7	002068	1	Adapter 1 1/2" BSP Male 3/4"
8	002069	1	Adapter 1 1/2" BSP x 3/4"
9	012883	1	Sacrificial anode
10	003013	1	Socket 1 1/2" BSP
11	003015	1	Elbow M/F 1 1/2" BSP
12	001045	2	Hose 1 1/2" ID, Green, Medium duty
13	002072	2	Dowty seal 1 1/2"
14	023862	1	Strainer 1" BSP
15	013462	4	Bracket tank front
16	014693	4	Rubber buffer
17	023873	1	HYDRANT FILLER ASSEMBLY Page E25
18	003020	1	Hex nipple 1 1/2" M/M
19	003022	2	Tapered plug 1 1/2" BSP
20	003023	2	Hex nipple 1" M/M
21	024586	1	Assembly hydrant filler

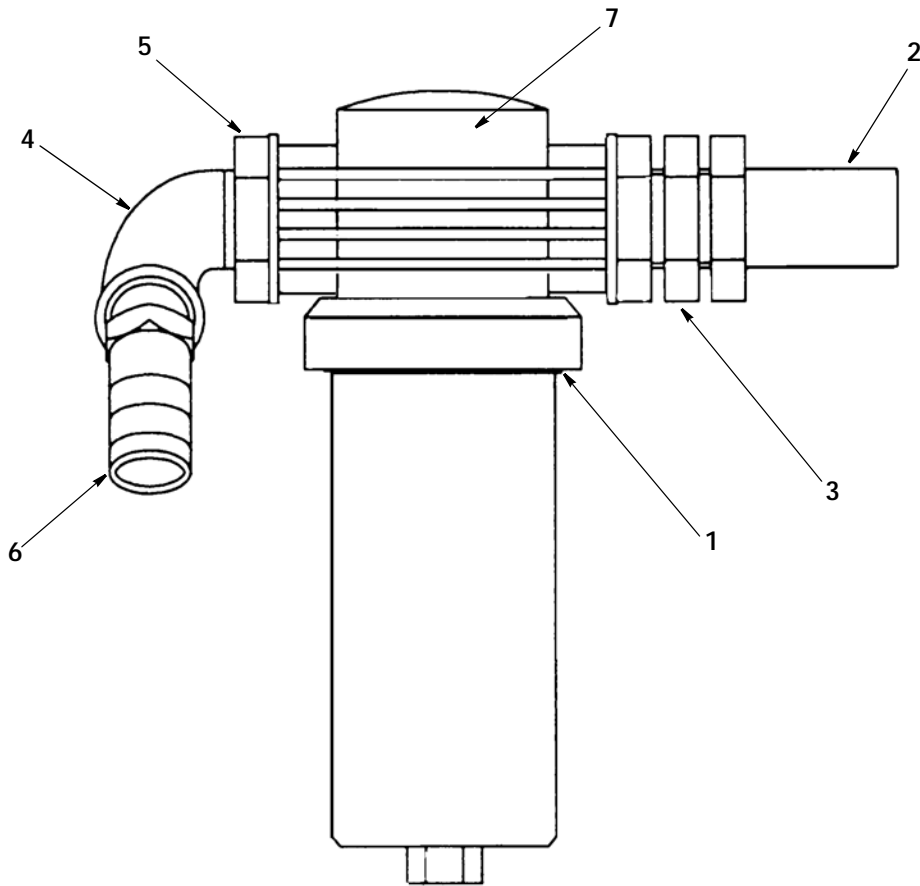


When ordering replacement parts, always give the machine's Serial Number and specify Part Number, Quantity & Description



<i>Item</i>	<i>Part no</i>	<i>Quantity</i>	<i>Description</i>
WATER FILTER ASSEMBLY - HIGH PRESSURE PUMP			
1	023862	1	. Filter, water
NI	023863	1	.. Element, gauze
NI	023897	1	... O-Ring
2	024924	1	.. Hose tail, $\frac{3}{4}$ " BSP
3	010935	2	... B/Nut, $\frac{3}{4}$ " BSP
5	010917	1	.. Elbow, galvanised, $\frac{3}{4}$ " BSP, M/F
4	000154	2	... Bush, reducing, 1" to $\frac{3}{4}$ " BSP
6	010931	1	... Hosetail, 1" x $\frac{3}{4}$ " BSP male
7	030908	1	.. O Ring

When ordering replacement parts, always give the machine's Serial Number and specify Part Number, Quantity & Description



WATER FILTER ASSEMBLY

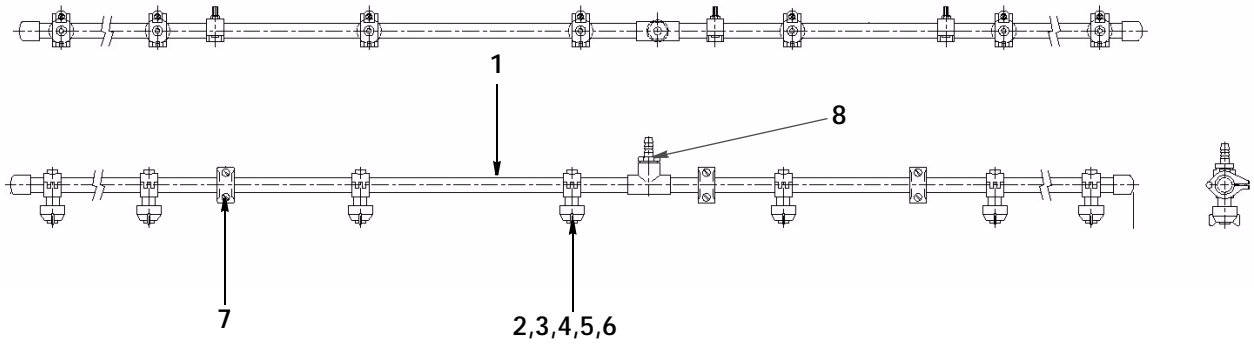
When ordering replacement parts, always give the machine's Serial Number and specify Part Number, Quantity & Description



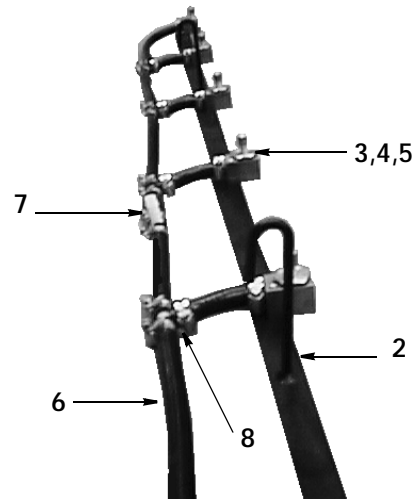
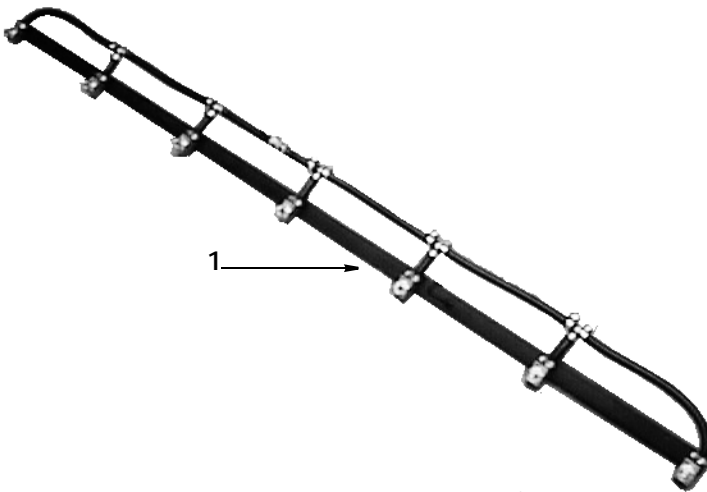
<i>Item</i>	<i>Part no</i>	<i>Quantity</i>	<i>Description</i>
	030323	1	LOW PRESSURE FRONT SPRAY BAR - PLASTIC - From Sept 2003
1	030323	1	Low pressure spray bar
2	030632	7	. Jet
3	030634	7	. Nozzle Holder
4	030635	7	. Cap Jet
5	030633	7	. Filter
6	030636	7	. Washer, rubber
7	031338	2	. Clamp
8	031339	1	. Hosetail
NI	014983	3	. Exhaust U Clamp 1 5/8"
NI	030392	3	. Bracket

<i>Item</i>	<i>Part no</i>	<i>Quantity</i>	<i>Description</i>
1	021680	1	LOW PRESSURE FRONT SPRAY BAR ASSEMBLY- Upto Sept 2003
2	021685	1	. Spray Bar
3	013360	7	. Jet nozzle assembly
4	011087	7	. . Bolt, hex hd, M6 x 25 mm long
5	011091	7	. . Washer, plain, 6 mm
6	010950	1	. Hose, $\frac{3}{8}$ " bore
7	010926	5	. . Tee fitting, plastic
8	010516	23	. . Clip, hose, worm drive

When ordering replacement parts, always give the machine's Serial Number and specify Part Number, Quantity & Description



LOW-PRESSURE SPRAY BAR
From Sept 2003



LOW-PRESSURE SPRAY BAR
Upto Sept 2003

When ordering replacement parts, always give the machine's Serial Number and specify Part Number, Quantity & Description

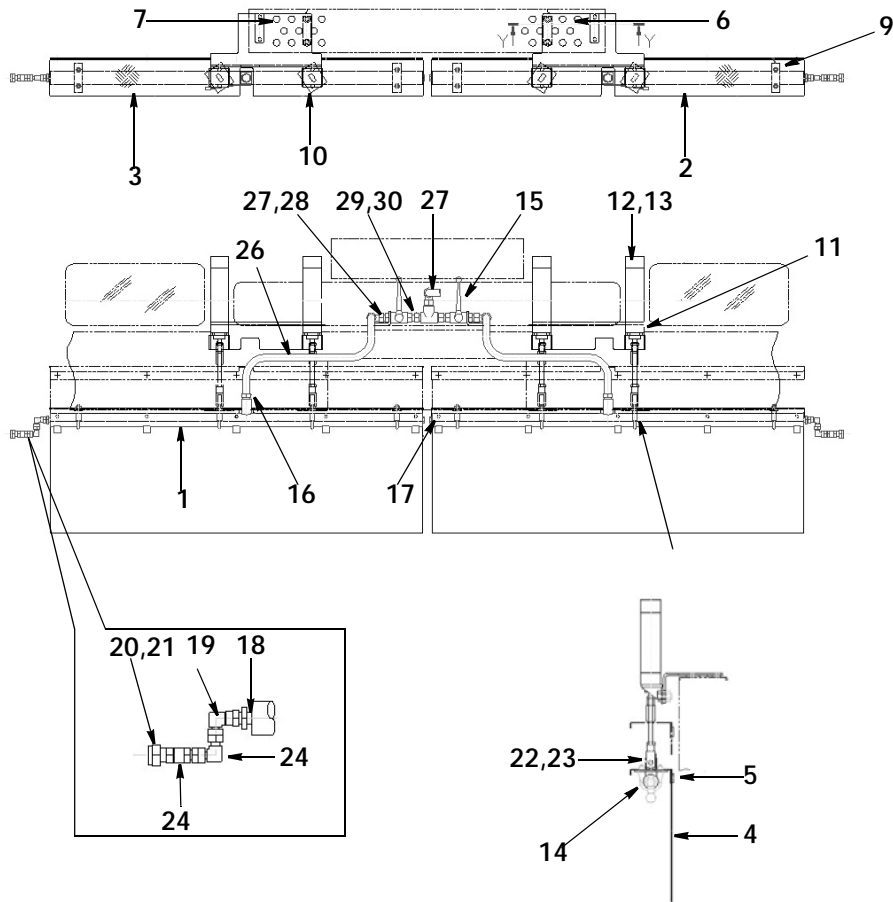
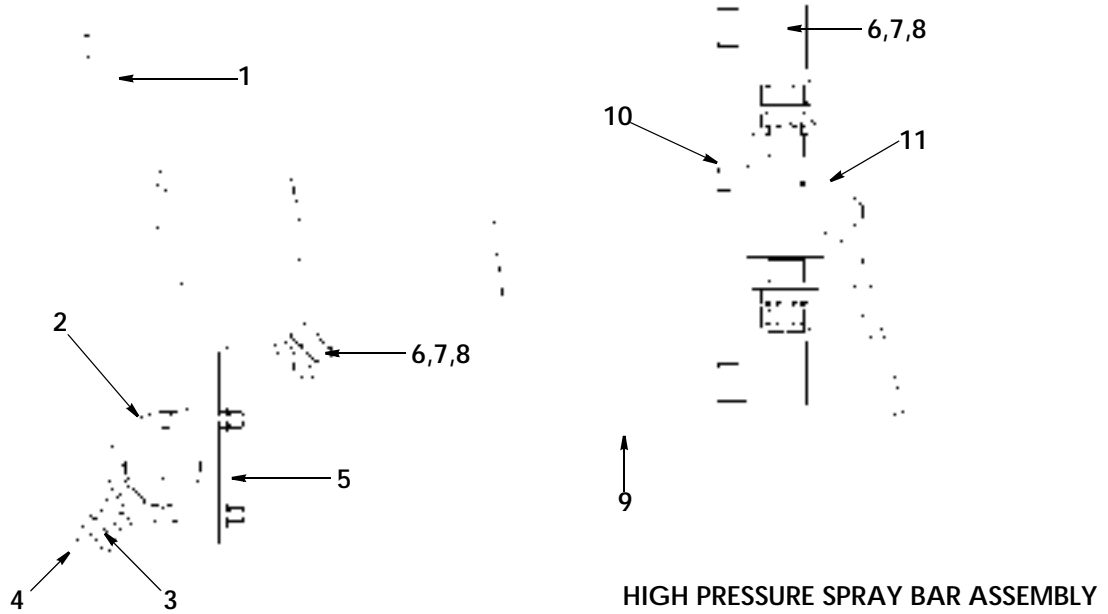


Item	Part no	Quantity	Description
	025006		HIGH PRESSURE SPRAY BAR ASSEMBLY - OPTION
1	025731	1	Bracket, front spray bar
2	020405	1	. Spray bar
3	010112	11	. Nozzle Body/Cap
4	023377	11	. Jets
5	014983	2	. Clamp
6	011160	3	. Adaptor $\frac{1}{2}$ " BSP
7	011154	3	. Dowty seal $\frac{1}{2}$ " BSP
8	011173	3	. Swivel elbow $\frac{1}{2}$ " BSP
9	010976	1	. Hose $\frac{1}{4}$ "
10	025007	1	. Angle bracket
11	023176	1	. Ball valve - (Mounted an rear of cab)

Item	Part no	Quantity	Description
	024601		AIR OPERATED FRONT SPRAY BAR RAISE/LOWER KIT - OPTION
NI	020602	2	Cylinder 40 x 125
NI	020731	2	Bracket, Air Cylinder
NI	023270	2	Clevis Pin
NI	023051	2	Bracket, Front Spray Bar Slewing
NI	014469	3	Clevis, M12 x 1.25

Item	Part Number	Quantity	Description
	028514		HIGH PRESSURE SPLIT FRONT SPRAYBAR (250 BAR) - OPTION
1	028515	2	High Pressure Spraybar
2	028516	1	. Spraybar Cover LH
3	028517	1	. Spraybar Cover RH
4	028518	2	. Spraybar Rear flap
5	028519	2	. Spraybar Flap Clamp
6	028520	1	. Spraybar Mount LH
7	028521	1	. Spraybar Mount RH
8	028522	4	. Spraybar Mount Packer
9	027814	4	. Cover plate spacer
10	027763	4	. Clamp bracket
11	020731	4	. Bracket - Air Cylinder
12	020602	4	. Pneumatic Cylinder
13	014469	4	. Clevis M12
14	014983	8	. 'U' Clamp $1\frac{5}{8}$ "
15	023176	2	. Ball Valve $\frac{1}{2}$ " BSP
16	011166	2	. Adaptor $\frac{3}{4}$ " to $\frac{1}{2}$ " BSP
17	011242	2	. Plug $\frac{3}{8}$ " BSP
18	011199	2	. Adaptor $\frac{3}{8}$ " to $\frac{1}{4}$ " BSP
19	011159	2	. Swivel Elbow $\frac{1}{4}$ " BSP F/F
20	010112	2	. Nozzle
21	020027	2	. Spray Jet LF2-50
21	030252	2	. Jets (Special) Lechler Flat 6502 1/4 MEG
22	023269	4	. Clip Retaining M12
23	023270	4	. Clevis Pin M12
24	011171	2	. Swivel Elbow $\frac{1}{4}$ " BSP
25	002014	2	. Adaptor $\frac{1}{4}$ " BSP M/F
26	001076	2	. Hose $\frac{1}{2}$ " x 600 mm long
27	011173	3	. Swivel Elbow $\frac{1}{2}$ " BSP M/F
28	011160	2	. Adaptor $\frac{1}{2}$ " BSP
29	011177	2	. Adaptor $\frac{1}{2}$ " BSP M/F
30	011181	1	. Tee $\frac{1}{2}$ " BSP M/M/M
31	025007	2	. Mounting Bracket

When ordering replacement parts, always give the machine's Serial Number and specify Part Number, Quantity & Description

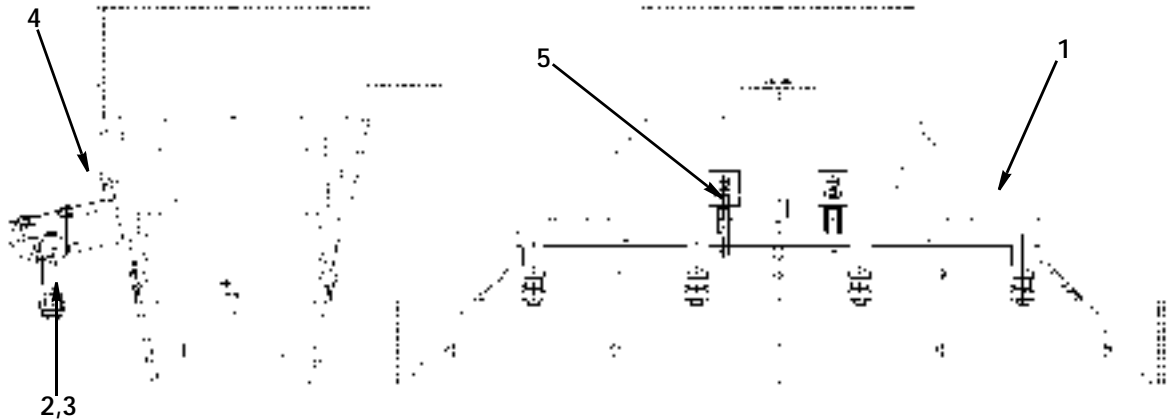


When ordering replacement parts, always give the machine's Serial Number and specify Part Number, Quantity & Description



<i>Item</i>	<i>Part no</i>	<i>Quantity</i>	<i>Description</i>
	025009		NOZZLE WATER BOOST BAR ASSEMBLY - OPTION
1	020589	1	Spray bar - Boost
1	028616	1	Spray Bar - Boost (RMC MAGNUM PLUS)
2	012316	AsReq	. Spray jet LF4-80
2	030251	AsReq	. Spray jet 4004
3	010112	4	. Nozzle body & cap
4	020590	1	. Bracket
5	020774	2	. Clamp

When ordering replacement parts, always give the machine's Serial Number and specify Part Number, Quantity & Description



NOZZLE WATER BOOST BAR ASSEMBLY



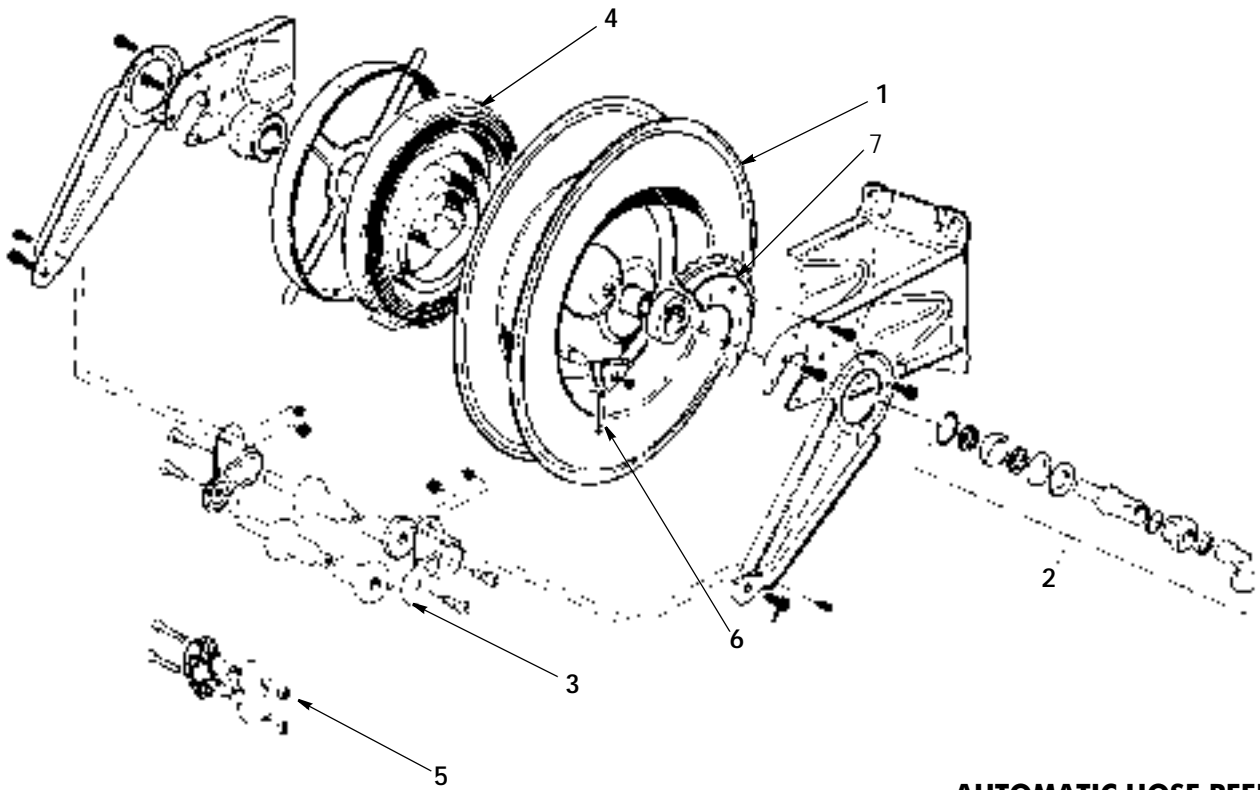
When ordering replacement parts, always give the machine's Serial Number and specify Part Number, Quantity & Description




<i>Item</i>	<i>Part no</i>	<i>Quantity</i>	<i>Description</i>
HOSE REEL / LANCE ASSEMBLY (CHROME TYPE) - OPTION			
1	020451	1	. Automatic hose reel complete (less hose)
1	026996	1	. Automatic hose reel (250 Bar Pump)
2	024230	1	. . Swivel elbow assembly
3	025238	1	. . Roller assembly
4	026753	1	. . Coiled spring
5	026217	1	. . Clamp
6	026754	1	. . Tension spring
7	030570	1	. . Ratchet
NI	010601	13 m	. . Hose, reinforced $\frac{3}{8}$ " bore
NI	010748	1	Handlance

<i>Item</i>	<i>Part no</i>	<i>Quantity</i>	<i>Description</i>
PRATISSOLLI HIGH PRESSURE HOSE REEL & LANCE - OPTION			
1	026996	1	Auto hose reel (250 bar)
2	030120	1	Adjustable Handlance
2	026997	1	Handlance (250 bar)
NI	030252	1	. . Jet, spare
3	010601	1	. Hose $\frac{3}{8}$ " x 13 m long
NI	025159	1	. Pipe Clamp 12 mm Twin
NI	002087	2	. Union Elbow 12 mm x 12 mm
NI	025473	1	. Lance Stowage
NI	024915	1	. Water Filter Assembly
NI	012983	1	. Coupling quick release $\frac{3}{8}$ " BSP
NI	005055	2	. Clip 50 mm I/D

When ordering replacement parts, always give the machine's Serial Number and specify Part Number, Quantity & Description



AUTOMATIC HOSE REEL



PRATISOLLI HOSE REEL

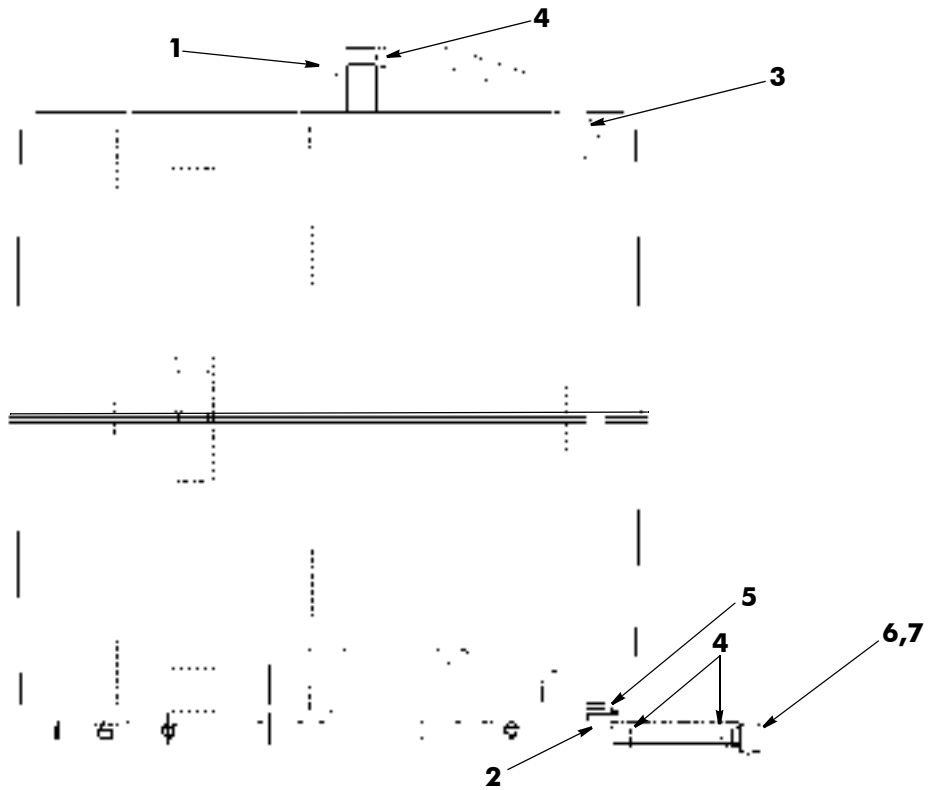
When ordering replacement parts, always give the machine's Serial Number and specify Part Number, Quantity & Description



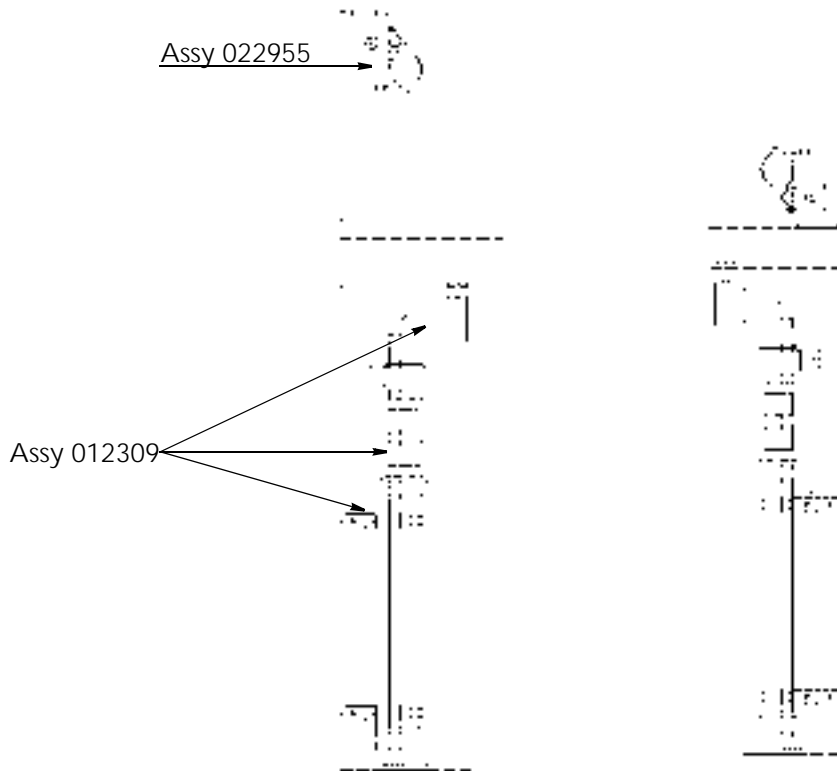
<i>Item</i>	<i>Part no</i>	<i>Quantity</i>	<i>Description</i>
HYDRANT FILLER ASSEMBLY - OPTION			
1	024586	1	Filler pipe Top
2	024579	1	. Filler pipe Bottom
3	001045	2.25 m	. Griflex hose medium duty 1 1/2"
4	003007	4	. Jubilee clip
5	014983	1	. U Bolt 1 1/2"
6	013169	1	. Hydrant Adaptor
7	023879	1	. Hydrant adaptor 3/4" hosetail (OPTION)
NI	014544	1	. . Standpipe
NI	014545	1	. . Key & Bar

<i>Item</i>	<i>Part no</i>	<i>Quantity</i>	<i>Description</i>
030259 HYDRANT MOUNTED LOCKER KIT - OPTION			
1	012309	1	HYDRANT FITTING KIT ASSEMBLY (Comprises of items 2-9)
2	030258	2	. Bracket T Bar
3	011010	4	. . Hex, setscrew M8 x 20mm
4	014544	1	. . . Hydrant standpipe
5	014545	1	. . . Hydrant Key and Bar
6	014546	1	. . . Hydrant Male adaptor 2
7	014547	1	. . . Hydrant layflat hose 4m
8	012927	2	. . . Jubilee clip No2
9	013171	1	. . . Hydrant Hose tail
10	022955	1	HYDRANT MOUNTING KIT ASSEMBLY (Comprises of items 11-18)
11	020484	2	Bracket Standpipe Mounting
12	020483	2	Strap Standpipe Mounting
13	010509	2	Fastener with hinged
14	000021	2	Hex, Setscrew M6 x 40mm
15	011002	4	Slotted Steel Screw M6 x 16mm
16	011010	4	Hex, Setscrew M8 x 20mm
17	011071	6	Nyloc nut M6
18	011073	4	Nyloc nut M8

When ordering replacement parts, always give the machine's Serial Number and specify Part Number, Quantity & Description



HYDRANT FILLER ASSEMBLY
Late style water tank.



HYDRANT MOUNTED LOCKER KIT

When ordering replacement parts, always give the machine's Serial Number and specify Part Number, Quantity & Description



Item	Part no	Quantity	Description
DETERGENT KIT - OPTION			
1	028250	1	. Bracket, mounting Daf LF55
1	010393	1	. Bracket, mounting
	011010	4	. . Bolt, hex hd, M8 x 20 mm long
	011075	4	. . Nut, hex, M8, Nyloc
2	013553	1	. Bottle
3	013602	1	. . Bungee cord, hook ends
4	013575	5 m	. . Tubing, silicon rubber
5	011159	1	. . Adaptor, $\frac{3}{8}$ " BSP
6	011205	1	. . . Elbow, swivel, $\frac{3}{8}$ " BSP, F/F
7	013574	1	. Detergent Nozzle
8	013573	1	. Detergent Injector

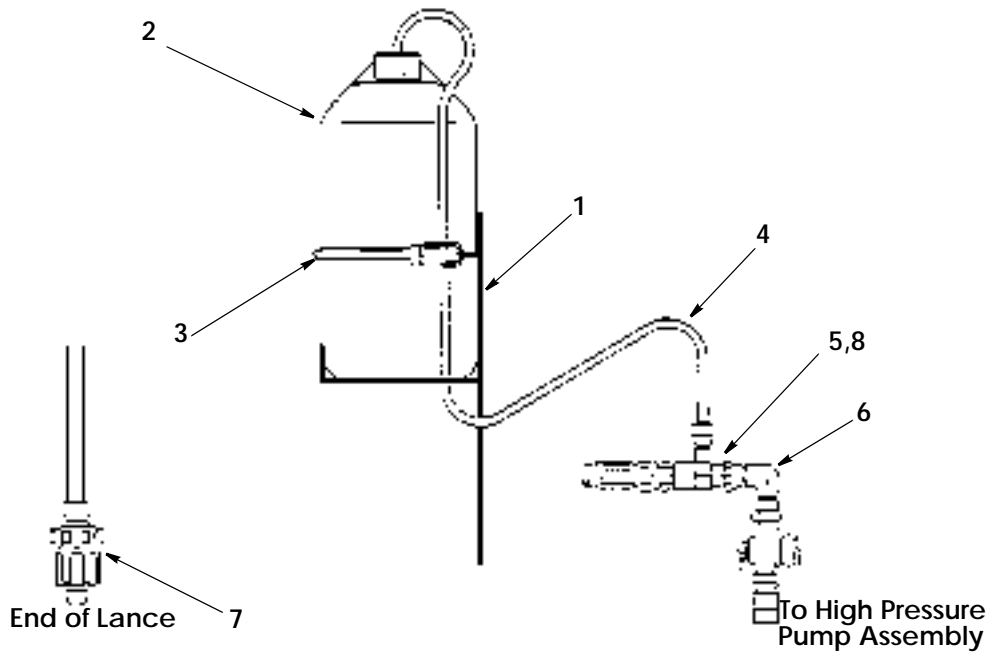
NOTE:

This kit is for the high-pressure lance only and is not for use with the front spray bar. When detergent kit is fitted - length of high-pressure hose on hose reel is 13 metres.

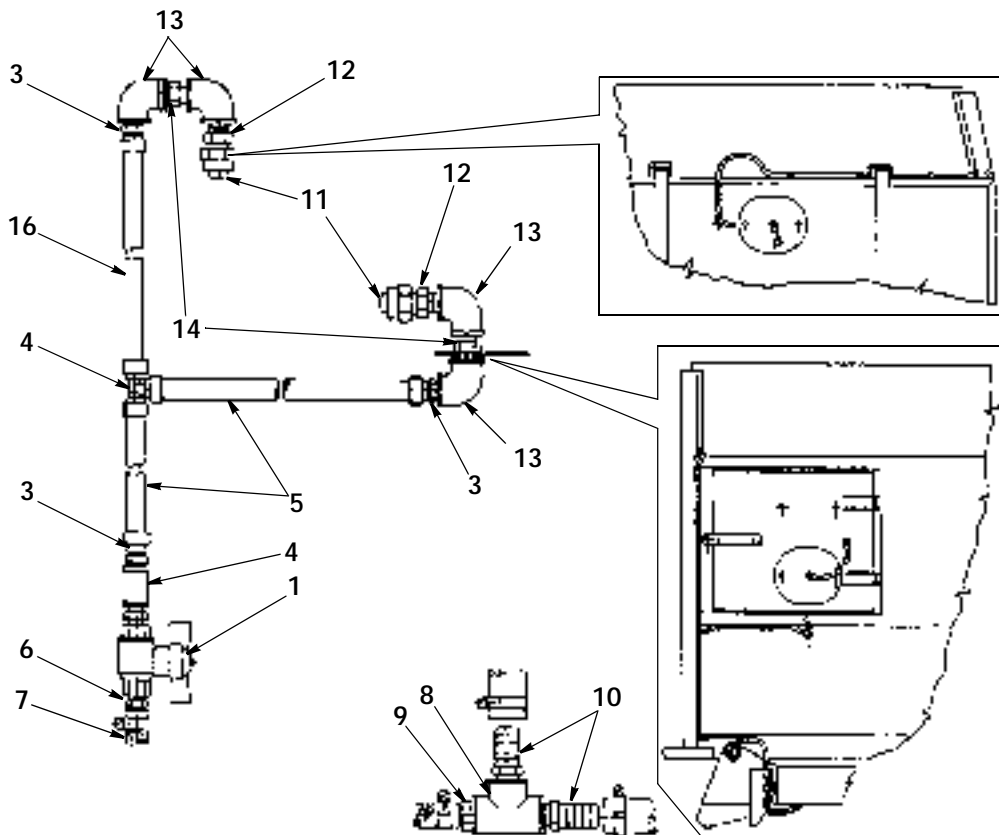
Item	Part no	Quantity	Description
DUST SUPPRESSION KIT OPTION - WANDER HOSE - OPTION			
1	011743	1	. Valve, ball, $\frac{1}{4}$ " BSP
2	010911	1	. . Socket, $\frac{1}{4}$ " BSP
3	010925	1	. . . Hose tail, $\frac{1}{4}$ " BSP
4	014679	1	. Tee fitting, hose, 6 mm
5	010952	AsReq	. . Hose, reinforced, $\frac{1}{4}$ " bore
	010960	6	. . . O-Clip, $\frac{1}{2}$ "
6	010922	1	. . Hose tail, $\frac{1}{4}$ " BSP x $\frac{3}{8}$ "
7	010950	1.50 m	. . . Hose, $\frac{3}{8}$ " bore
	010516	2 Clip, hose, worm-drive (Jubilee No. M00, 11 - 16)
8	010941	1	. Tee fitting, $\frac{3}{8}$ " BSP
9	010923	1	. . Hose Tail, $\frac{3}{8}$ " BSP x $\frac{3}{8}$ "
10	010930	2	. . Hose Tail, $\frac{3}{8}$ " BSP x $\frac{5}{8}$ "
11	012316	2	. Nozzle
12	010112	1	. . Holder, nozzle
13	010912	2	. . . Elbow, galvanised, $\frac{1}{4}$ " BSP
14	010944	1 Nipple, hex, $\frac{1}{4}$ " BSP
15	010925	1 Hose tail, $\frac{1}{4}$ " BSP
	003005	8	. P-Clip, 6 mm (secures hose to hopper)
	000062	8	. . Screw, cross hd, self-tapping, No. 10 x $\frac{1}{2}$ " long

Item	Part no	Quantity	Description
HAND-WASH BASIN - OPTION			
NI	028228	1	. Teal Hand Basin - Electric 24 V
NI	026961	1	. . Support leg (Daf Type)
NI	028837	1	. . Support leg (Daf Type)
NI	028851	2	. . Support leg (Iveco)
NI	026960	1	. . Frame
NI	030198	1	. . Wiring loom

When ordering replacement parts, always give the machine's Serial Number and specify Part Number, Quantity & Description



DETERGENT KIT - OPTION



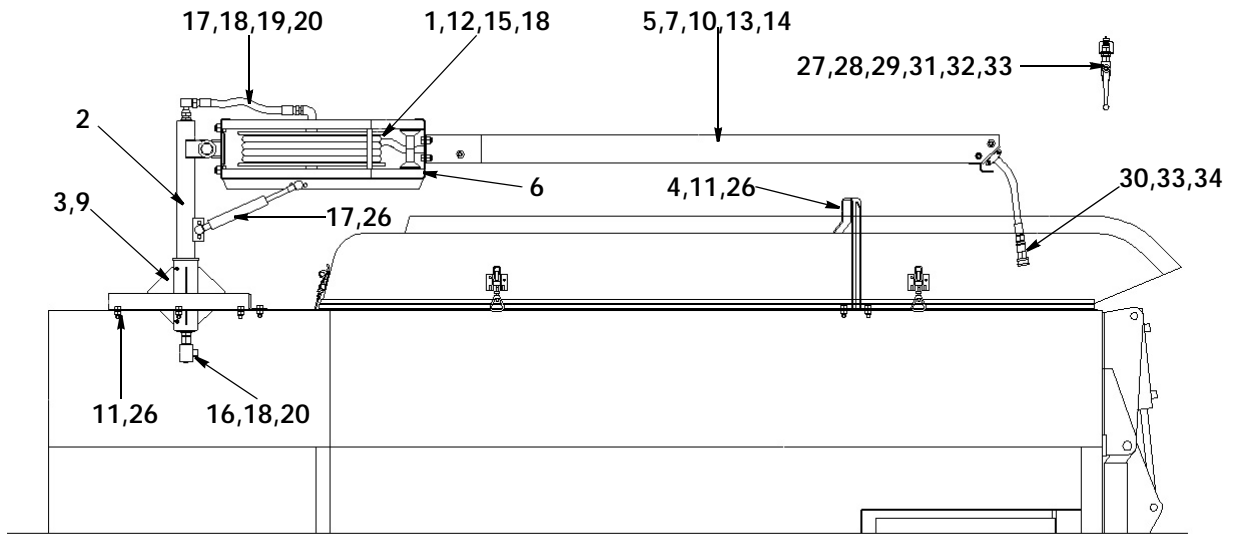
WANDER HOSE DUST SUPPRESSION KIT - OPTION

When ordering replacement parts, always give the machine's Serial Number and specify Part Number, Quantity & Description



Item	Part no	Quantity	Description
	028615/030524		WATER BOOM ASSEMBLY - MERLIN/MAGNUM - OPTION
1	023538	1	Hose Reel assembly
2	027945	1	. Universal Joint
3	028613	1	. Support bracket - Merlin
3	030522	1	. Support bracket - Magnum
4	028614	1	. Stowage hook
5	027949	1	. Hose support bar - Merlin
5	030523	1	. Hose support bar - Magnum
6	027952	1	. Hose reel carrier
7	011724	9	. Spacer 20 x 12.5 x 11
8	013486	2	. Gas strut
9	010903	2	. Grease nipple $\frac{1}{8}$ " BSP
10	011055	3	. Bolt, hex, M12 x 65 mm
11	011031	15	. Setscrew, hex M10 x 25 mm
12	000205	4	. Bolt, hex, M14 x 25 mm
13	011051	4	. Setscrew, hex, M12 x 25 mm
14	011077	7	. Nut, nyloc M12
15	011127	4	. Nut, nyloc, M14
16	010422	1	. Rotating joint $\frac{1}{2}$ " BSP
17	010970	1	. Hose $\frac{1}{2}$ " x 460 long
18	011160	3	. Adaptor $\frac{1}{2}$ " BSP
19	011154	2	. Seal, dowty, $\frac{1}{2}$ " BSP
20	011173	1	. Swivel elbow $\frac{1}{2}$ " BSP
21	014796	1	. Pivot bolt
22	011060	1	. Nut, nyloc, M16
23	011135	1	. Washer M16
24	013012	2	. Bush King post
25	014799	2	. Spacer sleeve
26	011075	19	. Nut, nyloc M10
27	028155	1	. Bracket hose retainer
28	011257	1	. Ball valve $\frac{1}{4}$ " BSP
29	023359	1	. Quick release coupling, Male $\frac{3}{8}$ " BSP
30	023360	1	. Quick release coupling, Female $\frac{3}{8}$ " BSP
31	011199	1	. Adaptor $\frac{3}{8}$ " x $\frac{1}{4}$ "
32	011152	1	. Seal, dowty, $\frac{1}{4}$ " BSP
33	011153	2	. Seal, dowty, $\frac{3}{8}$ " BSP
34	011159	1	. Adaptor $\frac{3}{8}$ " BSP

When ordering replacement parts, always give the machine's Serial Number and specify Part Number, Quantity & Description



WATER BOOM ASSEMBLY - MERLIN/MAGNUM





When ordering replacement parts, always give the machine's Serial Number and specify Part Number, Quantity & Description




<i>Item</i>	<i>Part no</i>	<i>Quantity</i>	<i>Description</i>
	028535		HIGH-PRESSURE PUMP ASSEMBLY, 30 LITRE
1	028486	1	. Pump, high-pressure, 30 litres/minute - 160 bar (KKV type)*
1	023197	1	. Pump, high pressure, 30 litres/minute - 100 bar (Dual pump type)*
2	028487	1	.. Coupling - (160 Bar Pump Only)
2	023192	1	.. Coupling half, 17 bore - (100 Bar Pump Only)
2	020309	1	.. Coupling half, 35 bore - (100 Bar Pump Only)
3	023201	1	.. Mounting bracket, motor mount - (160 bar pump Only)
3	020347	1	.. Mounting bracket, motor mount - (100 bar pump Only)
4	020312	1	.. Sleeve, coupling
5	023202	1	... Guard, coupling
6	023196	1	. Motor, hydraulic, 19 cc
7	011167	2	.. Adaptor, 1/2" BSP x 3/8" BSP
8	011154	1	... Seal, Dowty, 1/2"
9	011257	1	. Ball Valve 1/4" BSP, pump high-pressure drain
NI	010910	1	.. Elbow, galvanised, 1/4" BSP
10	011158	1	.. Adaptor, 1/4" BSP x 1/4" BSP
NI	011152	1	... Seal, Dowty, 1/4"
11	011169	1	.. Elbow, swivel, 1/4" BSP, F/F
12	011199	1	... Adaptor, 3/8" BSP x 1/4" BSP
NI	011153	1	... Seal, Dowty, 3/8"
13	010599	1	. Valve unloader - (160 Bar Pump Only)
13	022739	1	. Valve, unloader - (100 bar Pump Only)
14	003015	1	.. Elbow, galvanised, 1/2" BSP, M/F
15	010914	1	... Bush, reducing, 1/2" x 3/8"
16	010930	1	... Hose tail 3/8" BSP x 5/8"
17	011178	1	.. Adaptor, 1/2" BSP 16/8/8, F/F
18	011160	2	... Adaptor, 1/2" x 1/2"
NI	011154	1	... Seal, Dowty, 1/2"
19	011743	1	. Valve, ball 1/4" BSP, pump low-pressure drain
NI	028727	1	Pump adapter plate
NI	028728	AsReq	. Spacer to suit 028727 Pump adapt

NOTE: *For components for the 160 Bar Pump please go to 33. For the 100 Bar Pump See 35

When ordering replacement parts, always give the machine's Serial Number and specify Part Number, Quantity & Description



UNLOADER VALVE ARRANGEMENT



PUMP ASSEMBLY - 30 LITRE, HIGH-PRESSURE

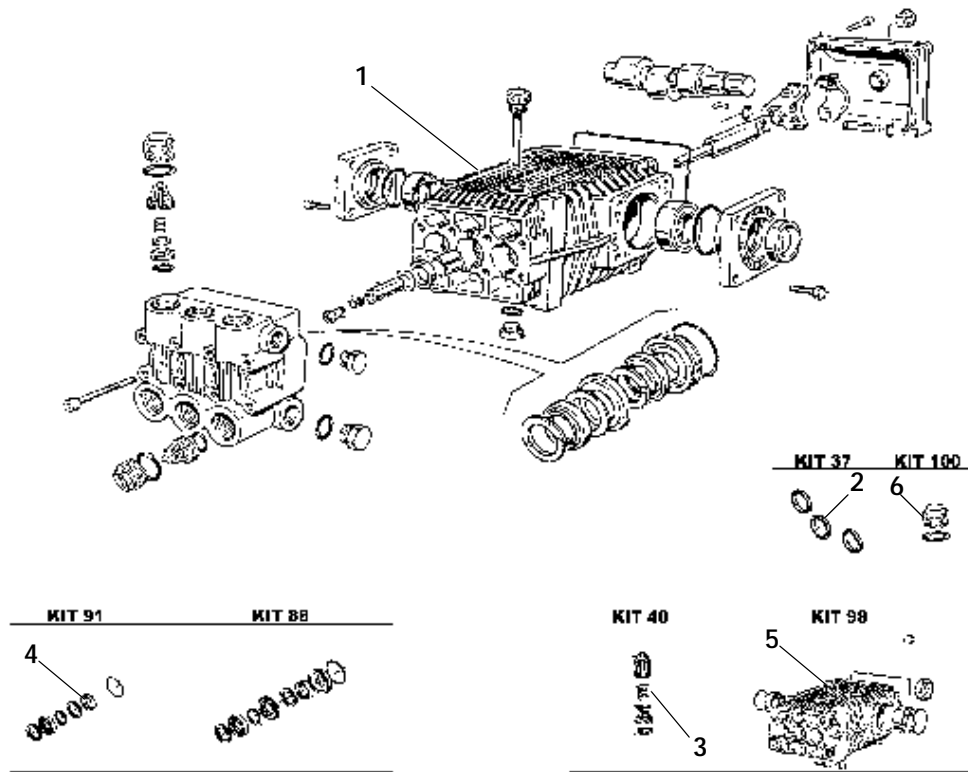


When ordering replacement parts, always give the machine's Serial Number and specify Part Number, Quantity & Description



<i>Item</i>	<i>Part no</i>	<i>Quantity</i>	<i>Description</i>
	028535		HIGH-PRESSURE PUMP, 30 LITRE 160 BAR - OPTION
1	028486	1	Water pump 30 litre - 160 bar
2	030603	1	. Piston oil, Seal Kit (KIT 37)
3	030604	1	. Valve Kit including O rings (KIT 40)
4	030605	1	. Water Seal Kit (KIT 91)
5	030606	1	. Full Oil Seal Kit (KIT 98)
6	030607	1	. Valve Cap Kit including O Rings (KIT 100)

When ordering replacement parts, always give the machine's Serial Number and specify Part Number, Quantity & Description



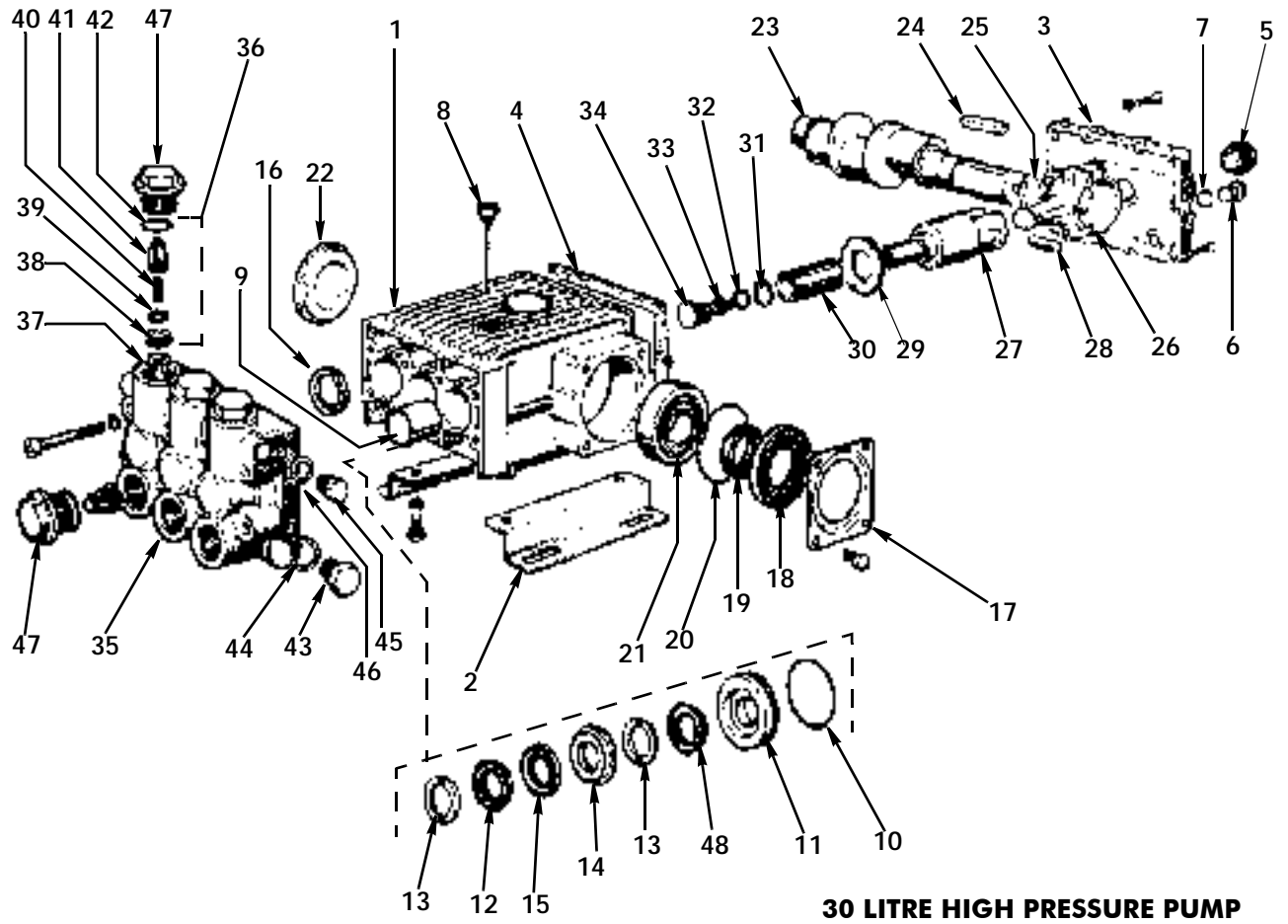
30 LITRE HIGH PRESSURE PUMP - 160 BAR

When ordering replacement parts, always give the machine's Serial Number and specify Part Number, Quantity & Description



Item	Part no	Quantity	Description
	023197		HIGH-PRESSURE PUMP, 30 LITRE 100 BAR - OPTION
1	022100	1	. CRANKCASE
2	022136	2	.. Foot
	022139	4	... Screw M10 x 18 mm long
	022138	4	... Washer
3	022119	1	.. Crankcase cover, end plate
	022126	9	... Screw, M6 x 18 mm long
4	022112	1	... Gasket, cover
5	022124	1	... Oil Sight Glass
6	022125	1	... Cap
7	022123	1	... O-Ring
8	022111	1	.. Oil Dipstick
9	022137	3	.. Cylinder Guide
10	022144	3	.. O-Ring
11	026116	3	.. Packing Retainer
12	026117	3	.. Packing Seal
13	026118	3	.. Head Ring
14	026119	3	.. Intermediate Ring
15	026120	3	.. Seal
16	022109	6	.. Oil Seal
17	022131	2	.. Crankcase cover, bearing assembly
	022130	4	... Screw M10 x 16 mm long
18	022132	1	.. Spacer
19	022133	1	.. Oil Seal
20	022134	2	.. O-Ring
21	022135	2	.. Bearing
22	026123	1	.. Spacer
23	026113	1	. CRANKSHAFT
24	022149	1	.. Key
25	022150	1	.. Circlip
26	022120	3	.. Connecting Rod
27	026114	1	... Piston Guide
28	022127	1 Piston Pin
29	026115	1 Washer
30	026112	1 Piston
31	026111	1 Washer
32	026110	1 Anti Extrusion Ring
33	026109	1 O-Ring
34	026108	1 Bolt, Piston
35	026122	1	. MANIFOLD
	022098	8	.. Screw M10 x 80 mm long
	022099	8	.. Washer
36	022105	6	.. Valve Unit (comprising Items 37 -42)
37	022100	6	... O-Ring
38	022101	6	... Valve Seat
39	022102	6	... Valve
40	022103	6	... Spring
41	022104	6	... Valve Guide
42	026106	6	... O-Ring
43	026121	1	.. Cap
44	022141	1	... Washer
45	022125	1	.. Cap
46	022142	1	... Washer
47	026107	6	Cap
48	028794	1	Packer Retainer

When ordering replacement parts, always give the machine's Serial Number and specify Part Number, Quantity & Description





When ordering replacement parts, always give the machine's Serial Number and specify Part Number, Quantity & Description



Item	Part no	Quantity	Description
HIGH-PRESSURE PUMP ASSEMBLY, 42 LITRE - OPTION			
1	020308	1	. Pump, high-pressure, 42 litres/minute
NI	020311	1	. . Coupling half, 1 bore
NI	020309	1	. . Coupling half, 35 bore
NI	020312	1	. . Sleeve, coupling
2	020643	1	. . . Guard, coupling
3	013527	1	. Motor, hydraulic, Danfoss, OMP 50
4	011167	2	. . Adaptor, $\frac{1}{2}$ " BSP x $\frac{3}{8}$ " BSP
NI	011154	1	. . . Seal, Dowty, $\frac{1}{2}$ "
5	011172	2	. . Elbow, swivel, $\frac{3}{8}$ " BSP, M/F
NI	020347	1	. . Mounting bracket, motor
6	011257	1	. Ball Valve $\frac{1}{4}$ " BSP, pump high-pressure drain
NI	010910	1	. . Elbow, galvanised, $\frac{1}{4}$ " BSP
7	011158	1	. . Adaptor, $\frac{1}{4}$ " BSP x $\frac{1}{4}$ " BSP
NI	011152	1	. . . Seal, Dowty, $\frac{1}{4}$ "
8	011169	1	. . Elbow, swivel, $\frac{1}{4}$ " BSP, F/F
9	011199	1	. . . Adaptor, $\frac{3}{8}$ " BSP x $\frac{1}{4}$ " BSP
NI	011153	1 Seal, Dowty, $\frac{3}{8}$ "
10	022739	1	. Valve, unloader($\frac{1}{2}$ " BSP ports)
11	003015	1	. . Elbow, galvanised, $\frac{1}{2}$ " BSP, M/F
12	010914	1	. . . Bush, reducing, $\frac{1}{2}$ " x $\frac{3}{8}$ "
13	010930	1	. . . Hose tail $\frac{3}{8}$ " BSP x $\frac{5}{8}$ "
14	011178	1	. . Adaptor, $\frac{1}{2}$ " BSP 16/8/8, F/F
15	011160	2	. . . Adaptor, $\frac{1}{2}$ " x $\frac{1}{2}$ "
NI	011154	1 Seal, Dowty, $\frac{1}{2}$ "
16	011743	1	. Valve, ball $\frac{1}{4}$ " BSP, pump low-pressure drain

When ordering replacement parts, always give the machine's Serial Number and specify Part Number, Quantity & Description



PUMP ASSEMBLY - 42 LITRE, HIGH-PRESSURE

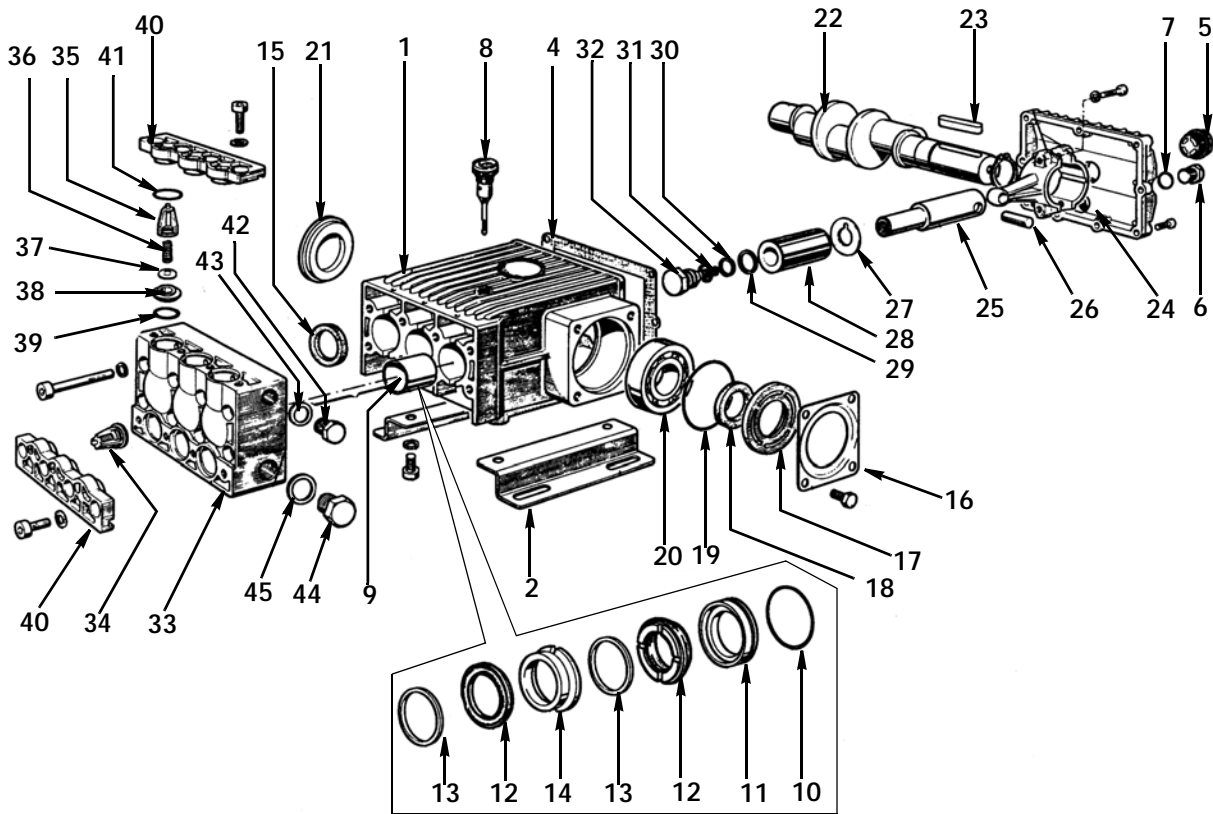


When ordering replacement parts, always give the machine's Serial Number and specify Part Number, Quantity & Description



Item	Part no	Quantity	Description
			HIGH-PRESSURE PUMP, 42 LITRE - OPTION
1	022110	1	. CRANKCASE
2	022136	2	.. Foot
	022139	4	... Bolt
	022138	4	... Washer
3	022119	1	.. Rear Cover
	022126	9	... Bolt
4	022112	1	... Gasket, rear cover
5	022124	1	... Oil Sight Glass
6	022125	1	... Cap
7	022123	1	... O-Ring
8	022111	1	.. Dipstick
9	022137	3	.. Cylinder Guide
10	022144	3	.. O-Ring
11	022145	3	.. Oil Seal
12	022146	6	.. Oil Seal
13	022147	6	.. Oil Seal
14	022148	3	.. Collar
15	022109	3	.. Oil Seal
16	022131	2	.. Crankcase cover, bearing assembly
	022130	8	... Bolt
17	022132	1	.. Spacer
18	022133	1	.. Seal
19	022134	2	.. O-Ring
20	022135	2	.. Bearing
21	022151	1	.. Spacer
22	022118	1	. CRANKSHAFT
23	022149	1	.. Key
	022150	1	.. Circlip
24	022120	3	.. Connecting rod
25	022128	3	... Piston Guide
26	022127	3	... Pin
27	022129	3	... Washer
28	022117	3	... Piston
29	022116	3	... Washer
30	022115	3	... Washer
31	022114	3	... O-Ring
32	022113	3	... Piston Bolt
33	022143	1	. HEAD
	022098	8	.. Bolt M10 x 80
	022099	8	.. Washer
34	022105	6	.. Valve, complete
35	022104	6	... Valve
36	022103	6	... Spring
37	022102	6	... Valve Ring
38	022101	6	... Valve Seat
39	022100	6	... O-Ring
40	022107	2	.. Cover
	022108	4	... Bolt
	022099	4	... Washer
41	022106	6	... O-Ring
42	022125	2	.. Cap
43	022142	1	... Washer
44	022140	1	.. Plug
45	022141	1	... Washer

When ordering replacement parts, always give the machine's Serial Number and specify Part Number, Quantity & Description



HIGH-PRESSURE PUMP, 42 LITRE



NI	022152	1
NI	022153	1
NI	022154	1
NI	022155	1
NI	022156	1
NI	022157	1
NI	022158	1
NI	022159	1
NI	022160	1

SEAL KIT COMPOSITIONS

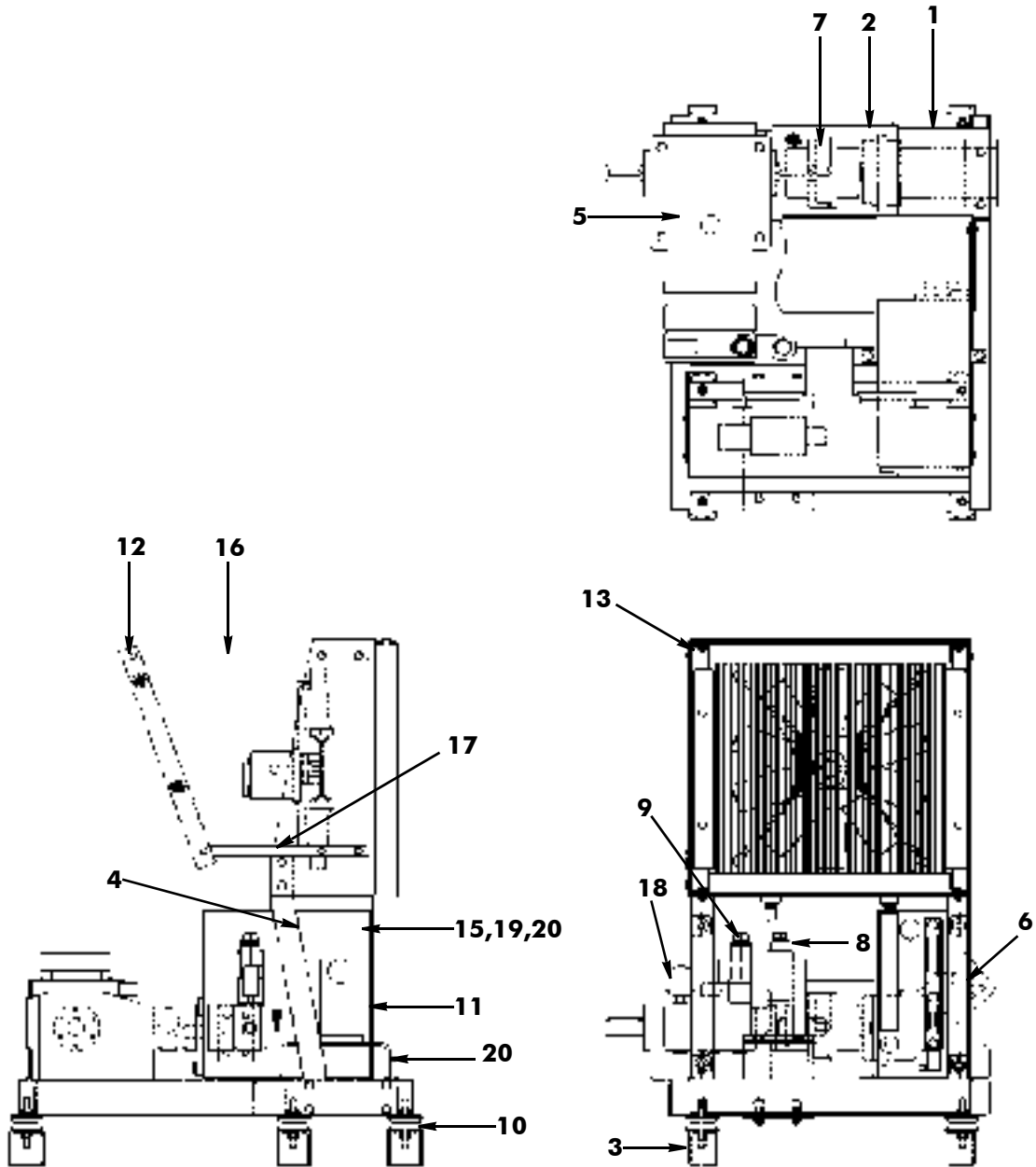
- . Kit No 32, Comprising 2 x item 18
- . Kit No 37, Comprising 3 x item 15
- . Kit No 38, Comprising 3 x item 12
- . Kit No 39, Comprising items 10, 11, 12, 13 & 14
- . Kit No 40, Comprising 3 x items 10 & 11
- . Kit No 41, Comprising 6 x item 13
- . Kit No 42, Comprising 6 x item 14
- . Kit No 62, Comprising 6 x items 35, 36, 37, 38 & 39
- . Kit No 74, Comprising 3 x items 29, 30, 31 & 32

When ordering replacement parts, always give the machine's Serial Number and specify Part Number, Quantity & Description



<i>Item</i>	<i>Part no</i>	<i>Quantity</i>	<i>Description</i>
	027000		PRATISSOLLI 59 LITRE HIGH PRESSURE PUMP (250 bar) - OPTION
1	026988	1	Mounting Hydraulic Pump
2	026989	1	Coupling Cover
3	026990	6	Mounting Pad
4	026991	1	Cooler Frame Leg
5	026992	1	Water Pump 250 bar
6	026993	1	Motor Hydraulic A2FM90/61W-VBB
7	026884	1	Coupling 250 bar Hi Vol Pump
8	026994	1	Regulator Valve
9	026995	1	Safety Valve (250 bar)
10	026999	6	AV Mounting AVM 2314S
11	026998	1	Manifold Control
12	027001	2	Deflector Oil Cooler
13	025374	1	Assembly of Oil Cooler
14	026987	1	Frame Water Pump
15	022616	1	Assembly Oil Tank
16	027013	4	Top Support Oil Cooler
17	027014	4	Bottom Support Oil Cooler
18	002105	1	Pressure Gauge 0-400 bar
19	025623	1	Float Switch
20	023515	1	Temp Switch N/O $\frac{3}{8}$ " BSP
NI	028595	1	Manifold Mounting bracket
NI	003027	1	Tee 1" Galvanised
NI	003028	1	Elbow 1" Galvanised
NI	001091	1	Hose $\frac{3}{8}$ " x 2800 mm(ST/ST)
NI	001120	1	Hose $\frac{3}{4}$ " x 1000 (ST/ST)
NI	001122	1	Hose $\frac{3}{4}$ " x 1000 (ST/ST)
NI	001123	1	Hose $\frac{3}{4}$ " x 1300 (ST/ST)

When ordering replacement parts, always give the machine's Serial Number and specify Part Number, Quantity & Description



**PRATISSOLI HIGH PRESSURE PUMP
250 bar**

When ordering replacement parts, always give the machine's Serial Number and specify Part Number, Quantity & Description



THIS PAGE INTENTIONALLY LEFT BLANK

When ordering replacement parts, always give the machine's Serial Number and specify Part Number, Quantity & Description

SECTION E
WASHING & DUST SUPPRESSION EQUIPMENT

ANNEX A

Table of Contents


<i>Assembly/Description</i>	<i>Page</i>
COMPACT HIGH-PRESSURE WATER PUMP Merlin XP Neron High-pressure Water Pump	A45



<i>Item</i>	<i>Part no</i>	<i>Quantity</i>	<i>Description</i>
	032740		COMPACT 30 LITRE HIGH-PRESSURE PUMP (150 bar) ASSEMBLY
1	032665	1	. Neron 32 litre / 150 bar water pump
NI	032998	1	. . Mount, Neron Pump

NOTE:

Further information will be issued in due course. In the mean time, if further information is required please contact Scarab Parts Department quoting your vehicle's Scarab Serial Number. If necessary, refer to the preliminary section of this manual for the serial number plate location.



When ordering replacement parts, always give the machine's Serial Number and specify Part Number, Quantity & Description

ILLUSTRATED PARTS CATALOGUE

SCARAB TRUCK-MOUNTED SWEEPERS - CANbus MODELS

SECTION F HYDRAULIC EQUIPMENT & GANTRY ARRANGEMENT

Table of Contents

Assembly/Description	Page
GENERAL GANTRY ARRANGEMENT	
Gantry Arrangement	1
Fan Assembly	1
Hydraulic Tank Arrangement - Hydrostatic Machines	3
Hydraulic Tank Arrangement - Unidrive Machines	5
Hydraulic Manifold - Unidrive Machines	7
VALVE BLOCKS & ASSOCIATED PARTS	
Main Control Valve Block	9
Valve Block Assembly - Brush Controls & Options Block	11
Variable Tilt Valve Block Assembly	13
Valve Block Assembly - Suction Fan	15
Valve Block Assembly - Transmission	15
Gear Pump Arrangements	17
Suction Filter Arrangement	17
Hydraulic Service Kits (100 Hours & 1800 Hours Unidrive & Hydrostatic)	17
Auxiliary Hand Pump & Valve Block	19
PUMPS & MOTORS	
Drive Pump - Hydrostatic M/Cs only	21
Drive Motor - Hydrostatic M/Cs only	21
Suction Fan Pump and related spares	23
Suction Fan Motor	23
Hydraulic Motor - 30 Litre Water Pump	25
Hydraulic Motor - Low Pressure Water Pump	25
Hydraulic Motor - 42 Litre High Pressure Pump	25
Hydraulic Motor - 50 Litre HP Water Pump	25
Hydraulic Motor - Widesweep Brush	27
Hydraulic Motor - SideBrush & Front Brush	27
Hydraulic Motor - Cooling Fan)	27

Continued...

ILLUSTRATED PARTS CATALOGUE

SCARAB TRUCK-MOUNTED SWEEPERS - CANbus MODELS

THIS PAGE INTENTIONALLY LEFT BLANK

ILLUSTRATED PARTS CATALOGUE

SCARAB TRUCK-MOUNTED SWEEPERS - CANbus MODELS

SECTION F HYDRAULIC EQUIPMENT

Table of Contents Continued

RAMS

Hopper Lift Ram - Two Staged	29
Hydraulic Brush Ram Assembly	31
Hydraulic Rear door Open/Close Ram	31
Hydraulic Rear Door Locking Ram	31

CIRCUIT COMPONENTS - STEEL PIPE SYSTEMS

Hydrostatic Gearbox Piping Arrangement	33
Hydraulic Circuit Components - Water Pumps	35
Hydraulic Circuit Components - Hydrostatic Drive	37
Hydraulic Circuit Components - Variable Nozzle Tilt & Suction Fan	39
Hydraulic Circuit Components - Hopper & Door	41
Hydraulic Circuit Components - Brushes & LP Water Pump	43
Hydraulic Circuit Components - Brushes & HP Water Pump	45

STEEL PIPING

Steel pipework Arrangement	47
Pipe Clamps	49

Table

Page

1. Hoses listed by Part Number	50-55
2. Hoses listed by Description	55-60

NOTE:

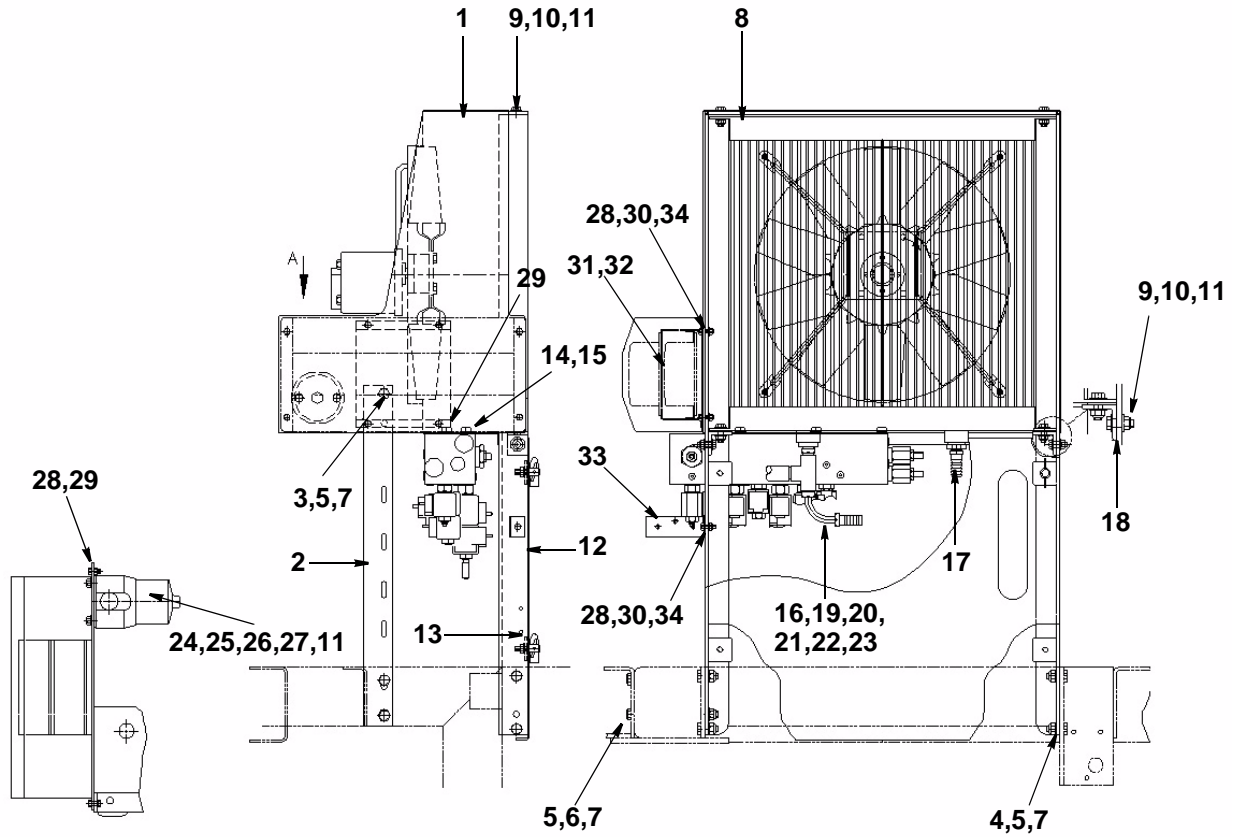
1. Merlin equates to Major 3001, 5001, 6001 or Maxim 3501, 5501, 6501 in France.
Magnum equates to Major 7001 or Maxim 7501 in France



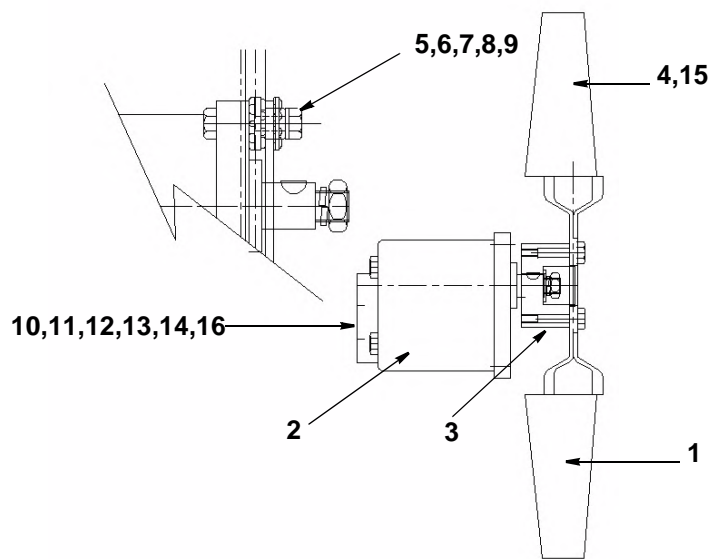
Item	Part Number	Quantity	Description
	028756		GANTRY GENERAL ARRANGEMENT
1	028754	1	Oil cooler frame
2	024838	1	Leg, cooler frame
3	011031	1	Setscrew M10 x 25mm
4	011032	4	Bolt M10 x 30mm
5	011075	5	Nut, nyloc M10
6	000075	2	Bolt M10 x 130mm
7	011094	7	Washer, M10
8	022326	1	Oil Cooler
9	011011	6	Setscrew M8 x 25mm
10	011073	6	Nut, nyloc M8
11	011092	14	Washer, M8
12	025383	1	Cover cooler frame
13	012253	4	Antiluce Small
14	011030	4	Setscrew M10 x 20mm
15	011095	4	Washer, spring M10
16	010962	1	Bush, galvanised $\frac{3}{4}$ " x $\frac{1}{2}$ " 21
17	010931	1	Hosetail $\frac{3}{4}$ " x 1"
18	030487	2	Support angle
19	010919	1	Tee, galvanised $\frac{3}{4}$ "
20	010943	1	Nipple, hex, $\frac{3}{4}$ "
21	010946	1	Bush, reduced, $\frac{3}{4}$ " x $\frac{3}{8}$ "
22	010930	1	Hosetail $\frac{3}{8}$ " x $\frac{5}{8}$ "
23	011234	1	Hose elbow $\frac{1}{2}$ " x $\frac{5}{8}$ "
24	025103	1	Filter high pressure
25	025104	1	. Filter element
26	011010	2	Setscrew, hex, M8 x 20mm
27	011093	2	Washer, spring M8
28	011071	5	Nut, nyloc M6
29	011001	6	Setscrew, hex, M6 x 16mm
30	011067	3	Setscrew, hex, M6 x 20mm
31	028695	1	Node mount
32	028696	1	Node cover
33	028862	1	Cable clip mounting bracket
34	011090	3	Washer, M6

Item	Part Number	Quantity	Description
	028772		FAN ASSEMBLY
1	024909	1	Fan 430 mm Dia
2	028752	1	MOTOR, GEAR 16cc..... Page F27
3	028753	1	Fan boss
4	020883	1	Bracket, Fan mounting
5	023504	4	Anti vibration mounting
6	023505	4	Anti vibration mounting
7	011092	4	Washer M8
8	011013	4	Bolt M8 x 35 mm
9	011073	4	Nut, nyloc M8
10	011169	1	Swivel elbow $\frac{1}{4}$ " BSP
11	011158	1	Adaptor $\frac{1}{4}$ " BSP
12	011152	1	Seal, dowty $\frac{1}{2}$ "
13	011167	2	Adaptor $\frac{1}{2}$ " x $\frac{3}{8}$ "
14	011154	2	Seal, dowty $\frac{1}{4}$ "
15	000020	4	Bolt M6 x 30mm
16	010922	1	Hosetail $\frac{1}{4}$ " x $\frac{3}{8}$ "
17	011172	2	Swivel elbow $\frac{3}{8}$ "
18	011829	1	Valve , non return
19	011159	1	Adaptor 3/8"
20	011153	1	Dowty seal $\frac{3}{8}$ "

When ordering replacement parts, always give the machine's Serial Number and specify Part Number, Quantity & Description



OIL COOLER ARRANGEMENT



FAN ASSEMBLY

When ordering replacement parts, always give the machine's Serial Number and specify Part Number, Quantity & Description

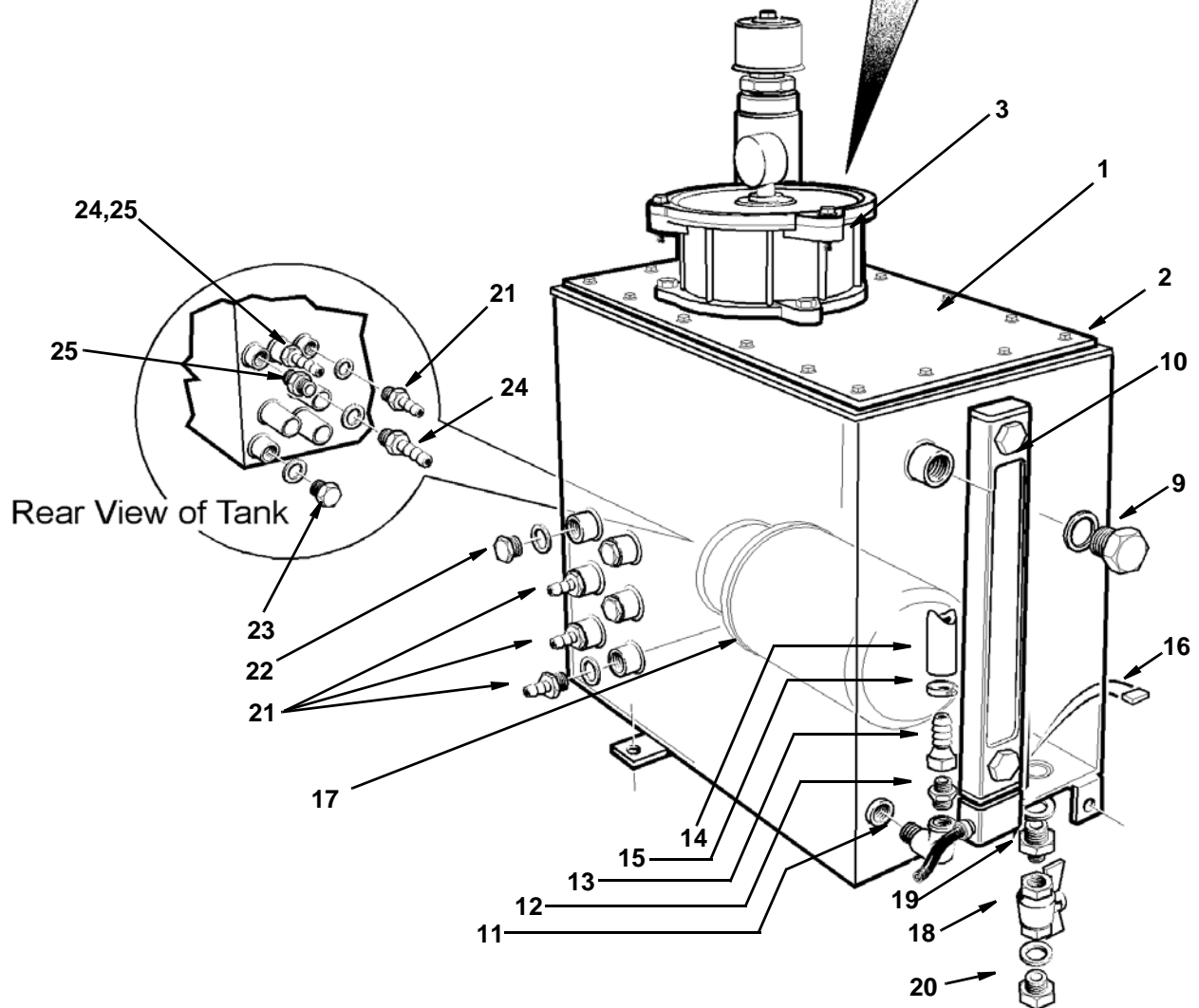
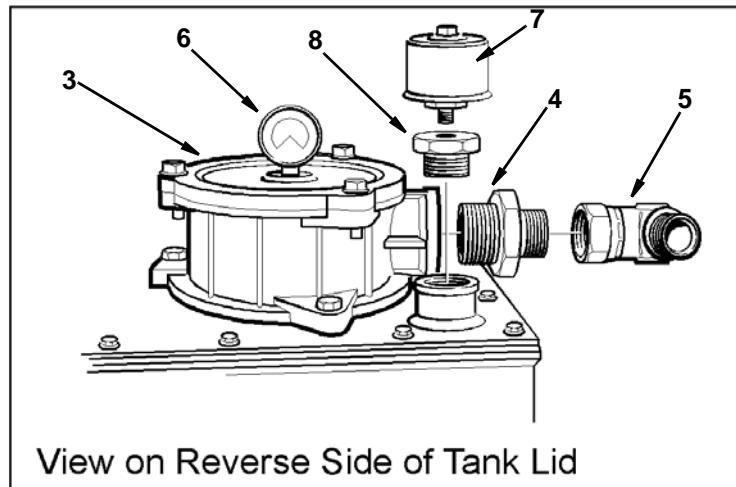




Item	Part Number	Quantity	Description
	022616		HYDRAULIC TANK ARRANGEMENT - HYDROSTATIC MACHINES
1	022410	1	. Tank, hydraulic oil, c/w lid
	011031	3	. . Bolt, hex hd, M10 x 25 mm long (tank assy to cooler/sub frames)
	011094	6	. . Washer, plain, 10 mm (see illustration for positions)
	011111	16	. . Screw, hex hd, 10-32 x 1/2" long (tank lid)
2	022478	1	. . Gasket, tank lid
3	013123	1	. Filter, return (Seal Kit 024405)
NI	013125	1	. . Element, return filter
	011032	3	. . Bolt, hex hd, M10 x 30 mm long
	011075	3	. . Nut, hex, M10, Nyloc
4	011252	1	. . . Adaptor, reducing, 1 1/4" BSP x 1" BSP
NI	011150	1 Seal, Dowty, 1 1/4"
5	011175	1	. . . Elbow, swivel, 90° x 1" BSP
6	021719	1	. . Gauge
7	020688	1	. Cap, Filler/Breather
NI	011156	1	. . Seal, Dowty, 1"
8	020689	1	. . Plug, filler
9	011136	1	. . Plug, blanking, 1" BSP
NI	011156	1	. . . Seal, Dowty, 1"
10	024039	1	. Gauge, fluid level, c/w fixing screws
NI	021979	2	. . Washer, sealing, rubber (when refitting, torque screws - 10 Nm)
11	011234	1	. Elbow, 90°, 1/2" BSP x 5/8" BSP
12	011160	1	. . Adaptor, 1/2" BSP
13	011235	1	. . Tail piece, hose, 1/2" BSP x 5/8", straight
14	011000	200 mm	. Hose, low pressure, 5/8" bore
15	010517	2	. . Clip, worm drive, hose
16	010305	1	. Magnet
17	020687	1	. Element, suction filter
18	010309	1	. Valve, ball, 3/8" BSP
19	011224	1	. . Adaptor, reducing, 3/4" BSP x 3/8" BSP
20	011159	1	. . Adaptor, 3/8" BSP
NI	011153	1	. . . Seal, Dowty, 3/8"
21	010923	4	. Tail piece, hose, 3/8" BSP x 3/8", straight
22	011242	2	. Plug, blanking, 3/8" BSP
NI	011153	1	. . . Seal, Dowty, 3/8"
23	011124	1	. Plug, blanking, 3/4" BSP
NI	011155	1	. . Seal, Dowty, 3/4"
24	011235	2	. Tail piece, hose, 1/2" BSP x 5/8", straight
25	011160	1	. . Adaptor, 1/2" BSP
NI	011154	1	. . . Seal, Dowty, 1/2"

NOTE: For Hydraulic Service Kits and Main Hydraulic Filter see Page F17

When ordering replacement parts, always give the machine's Serial Number and specify Part Number, Quantity & Description



**HYDRAULIC TANK ARRANGEMENT
HYDROSTATIC MACHINES**

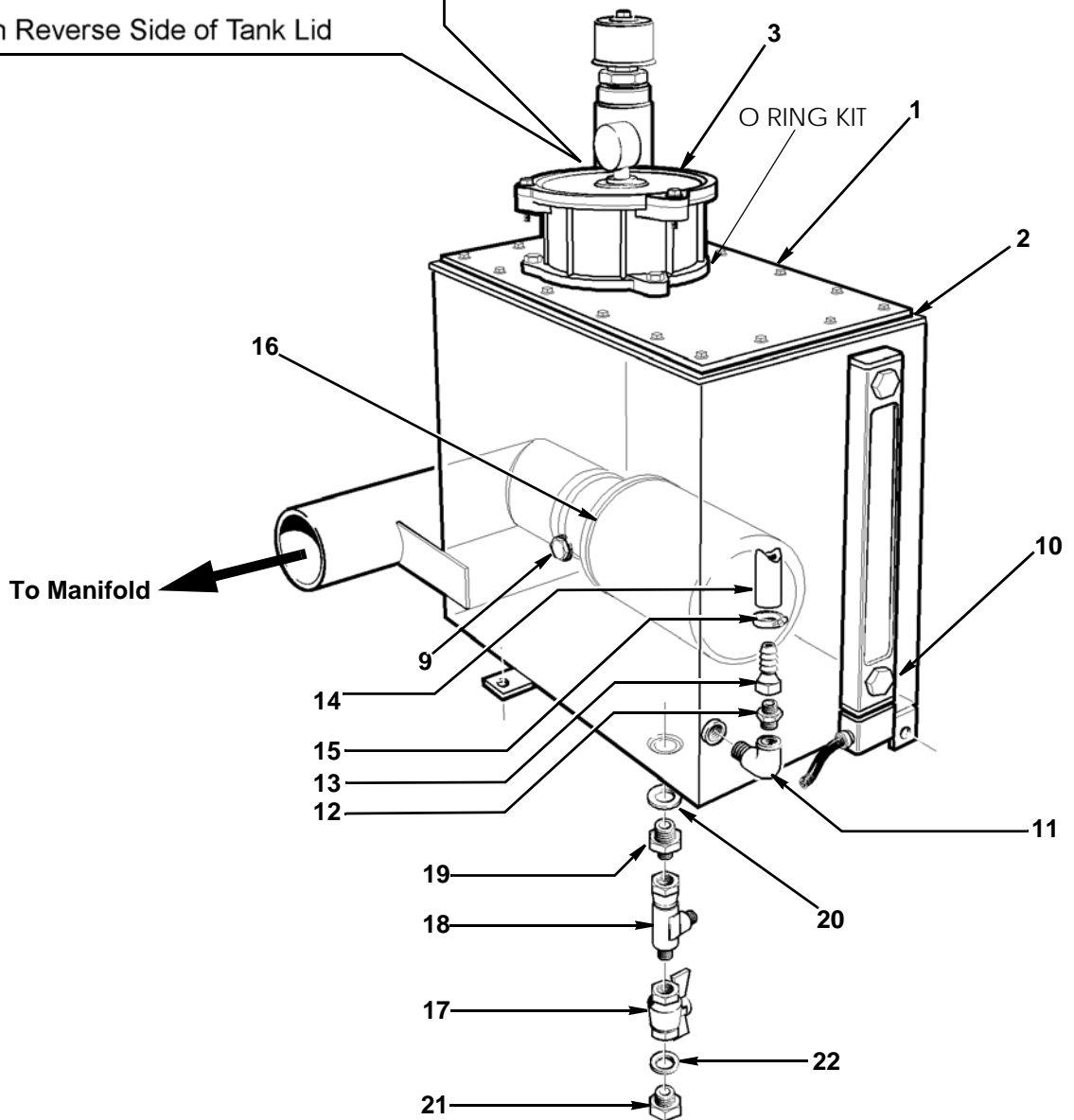
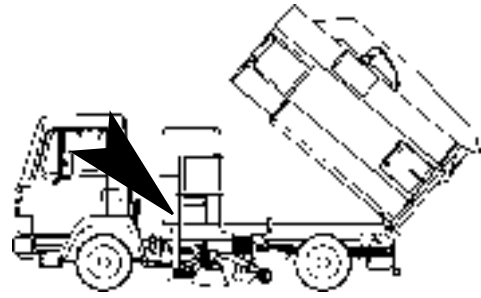
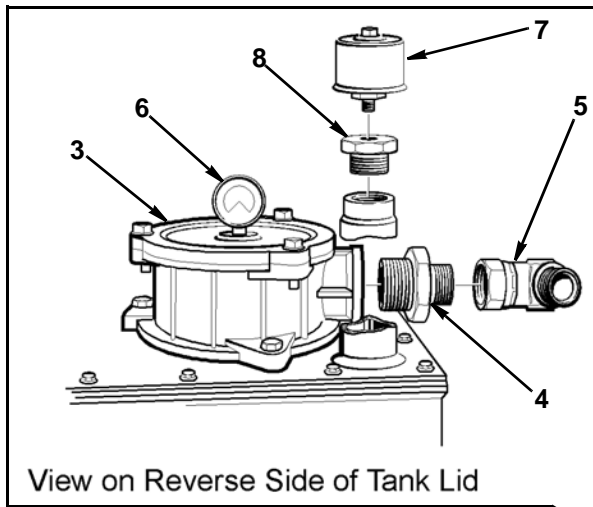
When ordering replacement parts, always give the machine's Serial Number and specify Part Number, Quantity & Description



<i>Item</i>	<i>Part Number</i>	<i>Quantity</i>	<i>Description</i>
	023743		HYDRAULIC TANK ARRANGEMENT - UNIDRIVE MACHINES
1	023742	1	. Tank, hydraulic oil, c/w lid
	011031	3	. . Bolt, hex hd, M10 x 25 mm long (tank assy to cooler/sub frames)
	011094	6	. . Washer, plain, 10 mm (see illustration for positions)
	011111	16	. . Screw, hex hd, 10-32 x 1/2" long (tank lid)
2	022478	1	. . Gasket, tank lid
3	013123	1	. Filter, return
NI	024405	1	. . O Ring Kit for 013123
NI	013125	1	. . Element, return filter
	011032	3	. . Bolt, hex hd, M10 x 30 mm long
	011075	3	. . Nut, hex, M10, Nyloc
4	011252	1	. . . Adaptor, reducing, 1 1/4" BSP x 1" BSP
NI	011150	1 Seal, Dowty, 1 1/4"
5	011175	1	. . . Elbow, swivel, 90° x 1" BSP
6	021719	1	. . Gauge
7	020688	1	. Cap, Filler/Breather
NI	011156	1	. . Seal, Dowty, 1"
8	020689	1	. . Plug, filler
9	011242	1	. . Plug, blanking, 3/8" BSP
NI	011153	1	. . . Seal, Dowty, 3/8"
10	024039	1	. Gauge, fluid level, with switch (c/w screws*)
NI	021979	2	. . Washer, sealing, rubber (*when refitting, tighten screws -10 Nm)
11	011234	1	. Elbow, 90°, 1/2" BSP x 5/8" BSP
12	011160	1	. . Adaptor, 1/2" BSP
13	011235	1	. . Tail piece, hose, 1/2" BSP x 5/8", straight
14	011000	200 mm	. Hose, low pressure, 5/8" bore
15	010517	2	. . Clip, worm drive, hose
NI	010305	1	. Magnet
16	020687	1	. Element, suction filter
17	010309	1	. Valve, ball, 3/8" BSP
18	011223	1	. . Tee fitting, 3/8" BSP, nut on run
19	011224	1	. . Adaptor, reducing, 3/4" BSP x 3/8" BSP
20	011155	1	. . . Seal, Dowty, 3/4"
21	011159	1	. . Adaptor, 3/8" BSP
22	011153	1	. . . Seal, Dowty, 3/8"

NOTE: For Hydraulic Service Kits and Main Hydraulic Filter see Page F17

When ordering replacement parts, always give the machine's Serial Number and specify Part Number, Quantity & Description



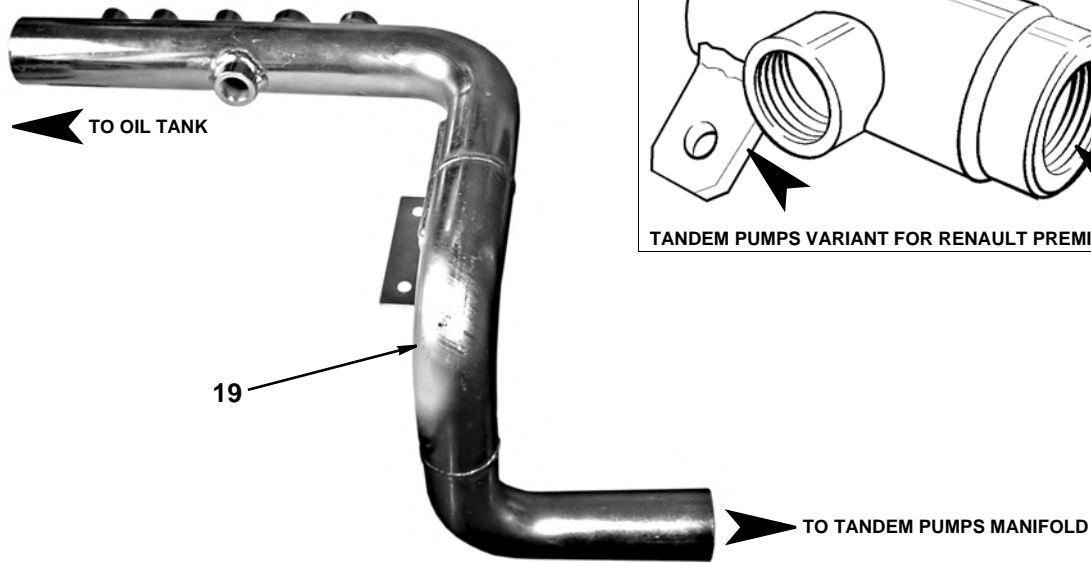
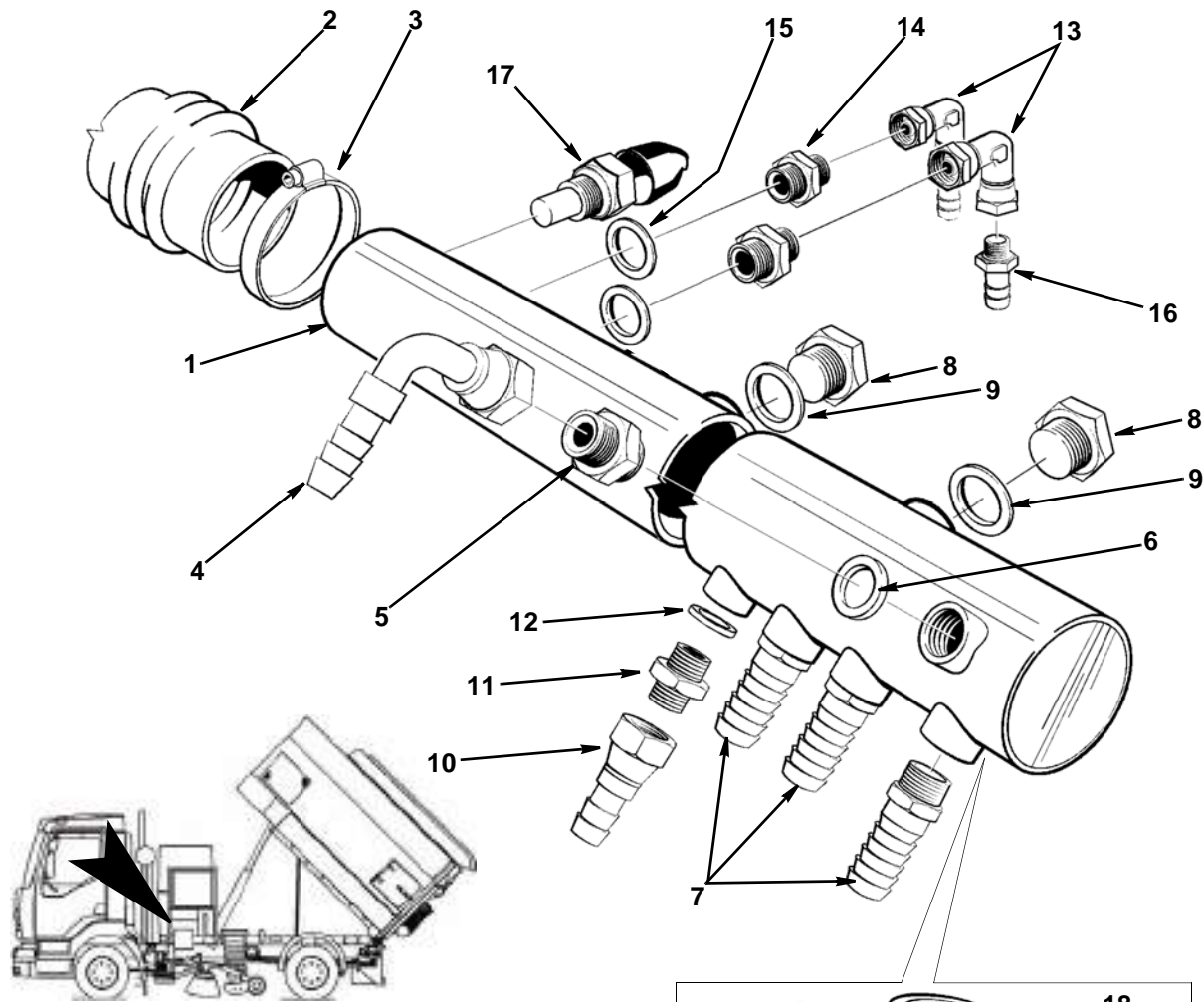
**HYDRAULIC TANK ARRANGEMENT
UNIDRIVE MACHINES**

When ordering replacement parts, always give the machine's Serial Number and specify Part Number, Quantity & Description



<i>Item</i>	<i>Part Number</i>	<i>Quantity</i>	<i>Description</i>
	023887	1	HYDRAULIC MANIFOLD - UNIDRIVE M/Cs
1	026701	1	. . . Manifold, Magnum/Merlin Unidrive
2	022762	1	. . . Hose, rubber, 51 BR, cuffed ends
3	012928	2 Clip, hose, worm drive, 60 mm
4	011234	1	. . . Elbow, swept, hose tail, $\frac{1}{2}$ " BSP x $\frac{5}{8}$ "
5	011160	1 Adaptor, straight, $\frac{1}{2}$ " BSP
6	011154	1 Seal, Dowty, $\frac{1}{2}$ " BSP
7	010931	3	. . . Hose tail, straight, $\frac{3}{4}$ " BSP x 1"
8	011234	2	. . . Plug, blanking, $\frac{1}{2}$ " BSP
9	011154	1 Seal, Dowty, $\frac{1}{2}$ " BSP
10	011235	1	. . . Hose tail, straight, $\frac{1}{2}$ " BSP x $\frac{5}{8}$ "
11	011160	1 Adaptor, straight, $\frac{1}{2}$ " BSP
12	011154	1 Seal, Dowty, $\frac{1}{2}$ " BSP
13	011169	2	. . . Elbow, swivel, $\frac{1}{2}$ " BSP, F/F
14	011195	1 Adaptor, straight, $\frac{3}{8}$ " BSP x $\frac{1}{4}$ " BSP
15	011153	1 Seal, Dowty, $\frac{3}{8}$ " BSP
16	010922	2	. . . Hose tail, straight, $\frac{1}{4}$ " BSP x $\frac{3}{8}$ "
17	023515	1	. . . Switch, temperature operated (90° C), $\frac{3}{8}$ " BSP (c/w boot)
NI	011234	1	. . . Elbow, swept, hose tail, $\frac{1}{2}$ " BSP x $\frac{5}{8}$ " (located on underside)
NI	011160	1 Adaptor, straight, $\frac{1}{2}$ " BSP
NI	011154	1 Seal, Dowty, $\frac{1}{2}$ " BSP
18	024897	1	. . . Manifold, tandem pumps variant for Renault Premium
19	024762	1	. . . Manifold, subframe, for Renault Premium
NI	024918	1	. . . Bracket, manifold Renault Premium
NI	024991	1	. . . Manifold, tandem pumps variant for Volvo

When ordering replacement parts, always give the machine's Serial Number and specify Part Number, Quantity & Description



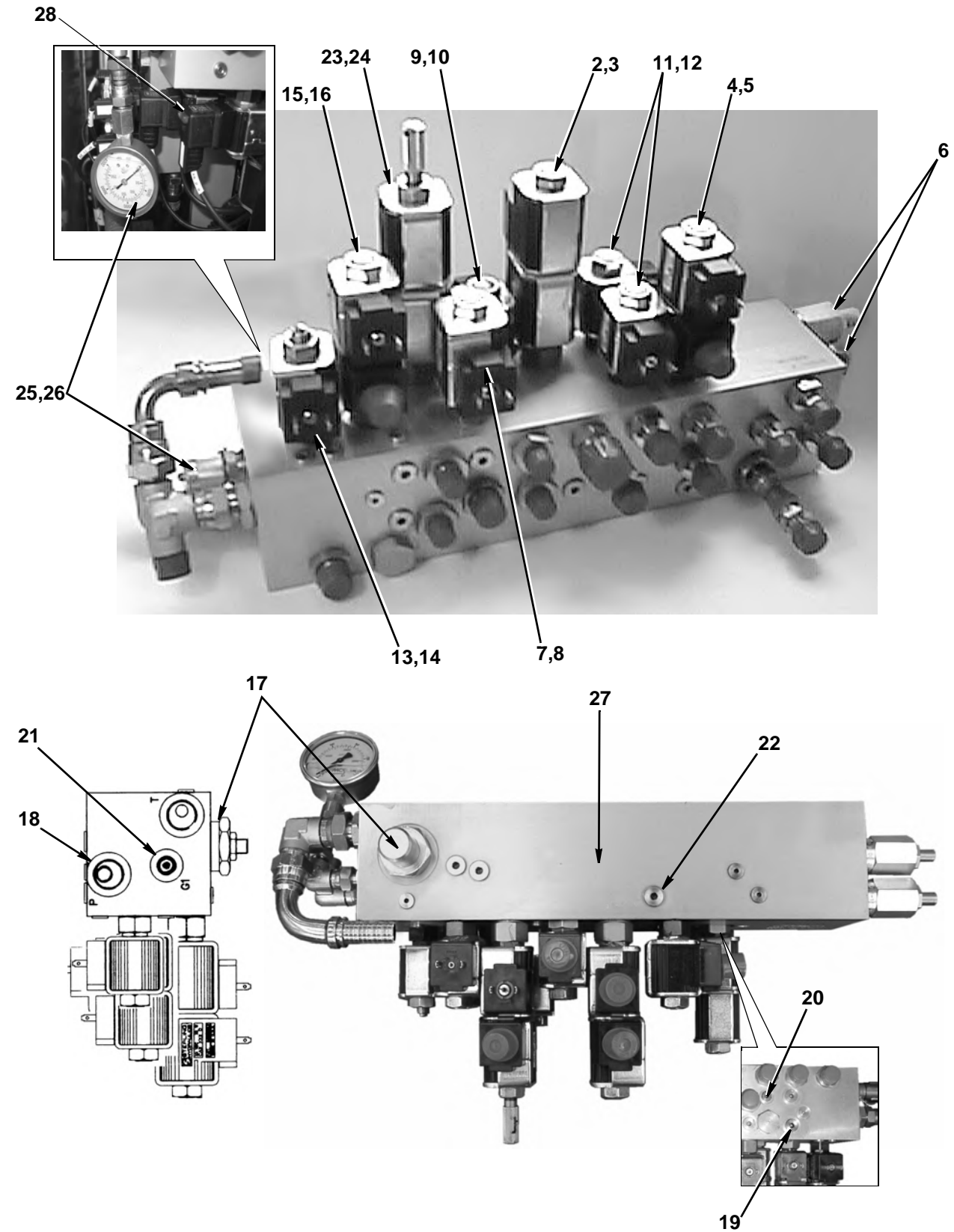
HYDRAULIC MANIFOLD - UNIDRIVE M/Cs

When ordering replacement parts, always give the machine's Serial Number and specify Part Number, Quantity & Description



<i>Item</i>	<i>Part Number</i>	<i>Quantity</i>	<i>Description</i>
	028400	1	MAIN CONTROL VALVE BLOCK
1	014662	1	. Valve, check, D02B2-2.1N
NI	020017	1	. . Pilot piston
2	004186	1	. Valve, solenoid GSO 45100N . . Brush Master: Inner = Brush Lift - Outer = Brushes work
3	021748	2	. . Coil, CAP024D
4	021743	1	. Valve, solenoid GSO 25300N . . Rear Door: Inner = Close door - Outer = Open door
5	020009	2	. . Coil, CCS024D
6	024818	2	. Valve, sequence, B04D3HZ1-150N . . Rear door Sequence valve: Top = Close door - Bottom = Open door
7	021744	1	. Valve, solenoid GSO 42100N . . Not used (HP Water pump option for single gear pump only)
8	021748	1	. . Coil, CAP024D
9	025886	1	. Valve, solenoid GSO 24000N . . Widesweep swivel
10	020009	1	. . Coil, CCS024D
11	020001	2	. Valve, solenoid GSO 20600N . . Brushes: LH Brush drop - RH Brush drop
12	020009	1	. . Coil, CCS024D
13	014687	1	. Valve, solenoid (see alternative item below) GSO 21100N
NI	028707	1	. . O Ring
13	004188	1	. Valve, sol. (only blocks with manually detented spools) GSO 21110N
14	020009	1	. . Coil, CCS024D
15	020008	1	. Valve, solenoid GSO 26100N . . Brush Speed: Inner = Fast - Outer = Medium
16	028709	1	. . Coil with Fly Lead
17	030909	1	. Valve, relief, ventable, tamper proof
NI	024486	1	. . Seal Kit (Relief valve 021741)
18	025887	1	. Plug, orifice, M10 x Ø 3.5 mm (20 litres/min)
19	021750	1	. Plug, orifice, M8 x Ø 3.0 mm (10 litres/min)
20	021751	1	. Plug, orifice, M8 x Ø 2.0 mm (5 litres/min)
21	025888	1	. Plug, orifice, M10 x Ø 0.8 mm
22	025889	1	. Plug, orifice, M10 x Ø 1.0 mm
23	020005	1	. Valve, solenoid (see alternative item below) GSO 45300N
23	004189	1	. Valve, sol. (only blocks with manually detented spools) GSO 45320N . . Hopper: Inner = Raise hopper - Outer = Lower hopper
24	021748	2	. . . Coil, CAP024D
25	002104	1	. Gauge, pressure 0-250 bar
26	011172	1	. . Elbow
27	028400	1	Valve Block, Tamper proof
28	004203	As Req	Standard Hirschmann - 004209 Hirschmann LED Plug and Lead 5m

When ordering replacement parts, always give the machine's Serial Number and specify Part Number, Quantity & Description



MAIN CONTROL VALVE BLOCK

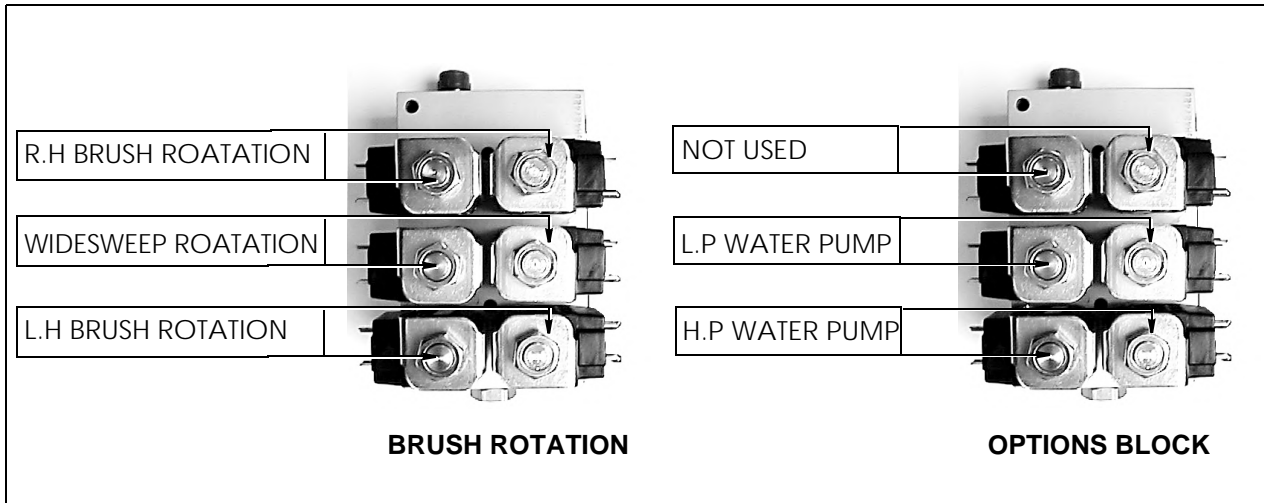
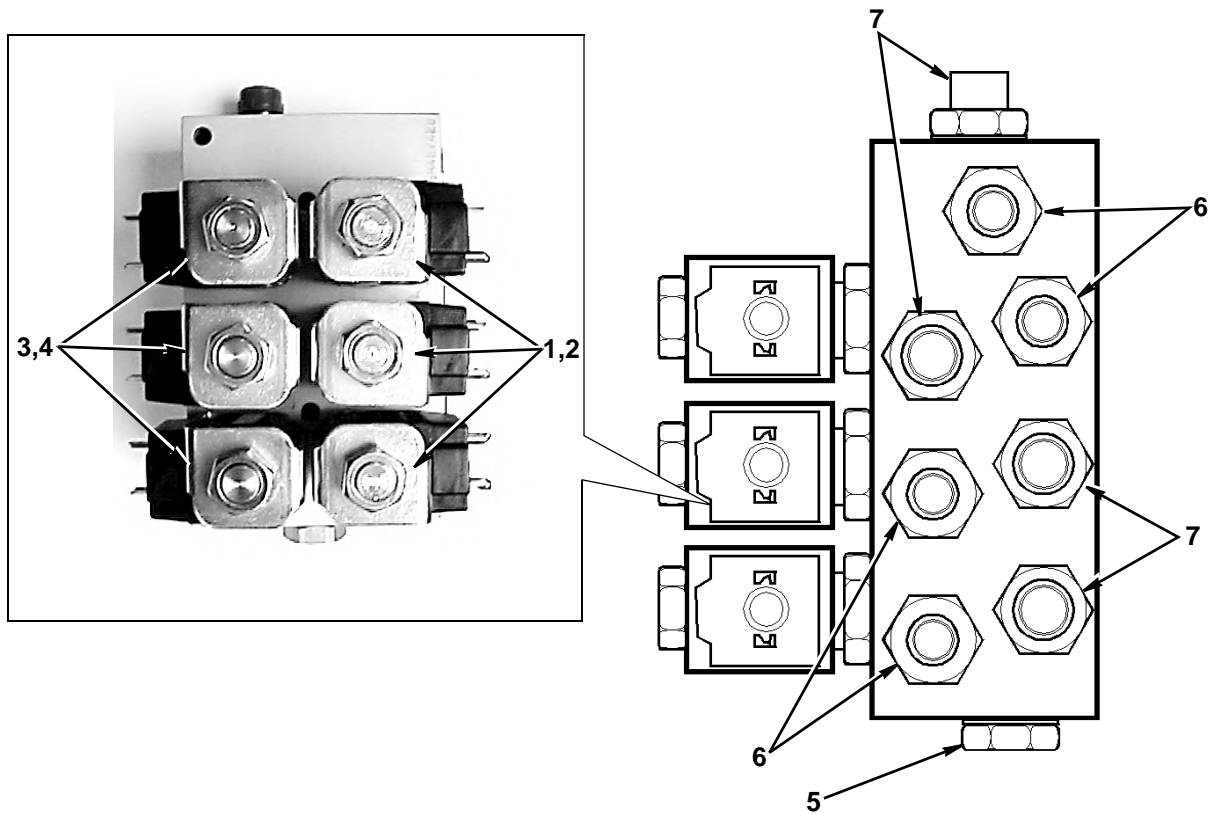
When ordering replacement parts, always give the machine's Serial Number and specify Part Number, Quantity & Description



<i>Item</i>	<i>Part Number</i>	<i>Quantity</i>	<i>Description</i>
	024786	1	VALVE BLOCK ASSEMBLY - BRUSH CONTROL & OPTIONS
1	025890	3	. . Valve, solenoid, N/C GSO 40200N
2	021754	1	. . . Coil
3	025891	3	. . Valve, solenoid, N/O GSO 41300N
4	021754	6	. . . Coil
5	011242	1	. . Plug, $\frac{3}{8}$ " BSP
6	020903	4	. . Stud, male, M12 x $\frac{3}{8}$ " BSP
NI	011153	4	. . . Seal, Dowty, $\frac{3}{8}$ " BSP
7	011159	4	. . Adaptor, straight, $\frac{3}{8}$ " BSP
NI	011153	4	. . . Seal, Dowty, $\frac{3}{8}$ " BSP
NI	004203*	As Req	Standard Hirschmann 004209 Hirschmann LED Plug and Lead 5m

NOTE:*See Item 28 Page F9 for Reference Picture

When ordering replacement parts, always give the machine's Serial Number and specify Part Number, Quantity & Description



**VALVE BLOCK ASSEMBLY -
BRUSH CONTROL AND OPTIONS BLOCK**


When ordering replacement parts, always give the machine's Serial Number and specify Part Number, Quantity & Description



<i>Item</i>	<i>Part Number</i>	<i>Quantity</i>	<i>Description</i>
	025003	1	SUCTION NOZZLE - VARIABLE TILT VALVE BLOCK ARRANGEMENT
1	021001	1	. VALVE BLOCK, N/C, SOLENOID Page F23
NI	RTPD*	1	. . Valve spool, solenoid
2	022504	1	. . Coil, 24 V
3	011158	1	. . Adaptor, 1/4" BSP x 1/4" BSP
NI	011150	1	. . . Seal, Dowty, 1/4"
4	011169	1	. . . Elbow, swivel, 1/4" BSP, F x F
5	010922	1	. . Hose tail, 1/4" BSP x 3/8"
6	011158	1	. . Adaptor, 1/4" BSP x 1/4" BSP
NI	011150	1	. . Seal, Dowty, 1/4"
7	020037	1	. Valve block, solenoid
NI	021752	1	. . Valve spool, solenoid
8	021754	1	. . Coil, 24 V
9	011199	1	. . Adaptor, 3/8" BSP x 1/4" BSP
NI	011153	1	. . . Seal, Dowty, 3/8"
10	011171	1	. . . Elbow, swivel, 1/4" BSP, M x F
11	011158	1	. . Adaptor, 1/4" BSP x 1/4" BSP
NI	011150	1	. . Seal, Dowty, 1/4"
12	002005	1	. Tee fitting, 1/4" BSP, N x N x N

* Refer To Parts Dept.

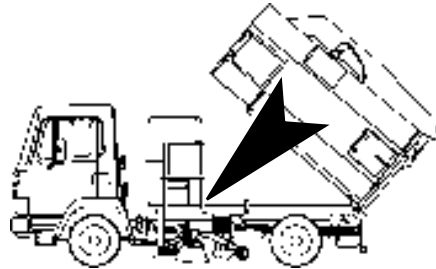
When ordering replacement parts, always give the machine's Serial Number and specify Part Number, Quantity & Description



When ordering replacement parts, always give the machine's Serial Number and specify Part Number, Quantity & Description


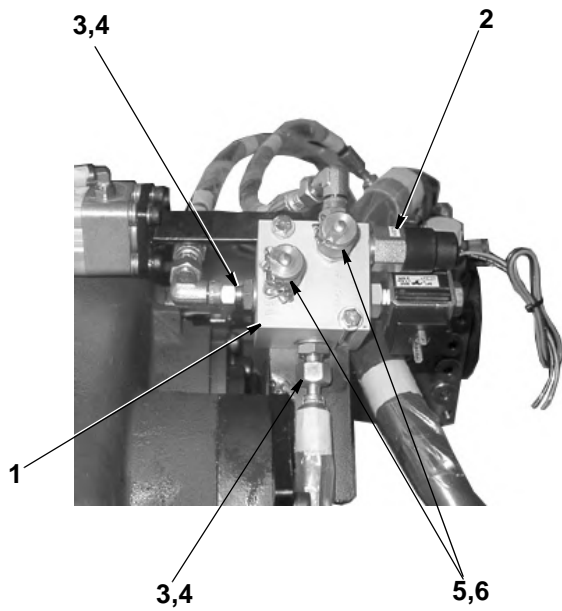
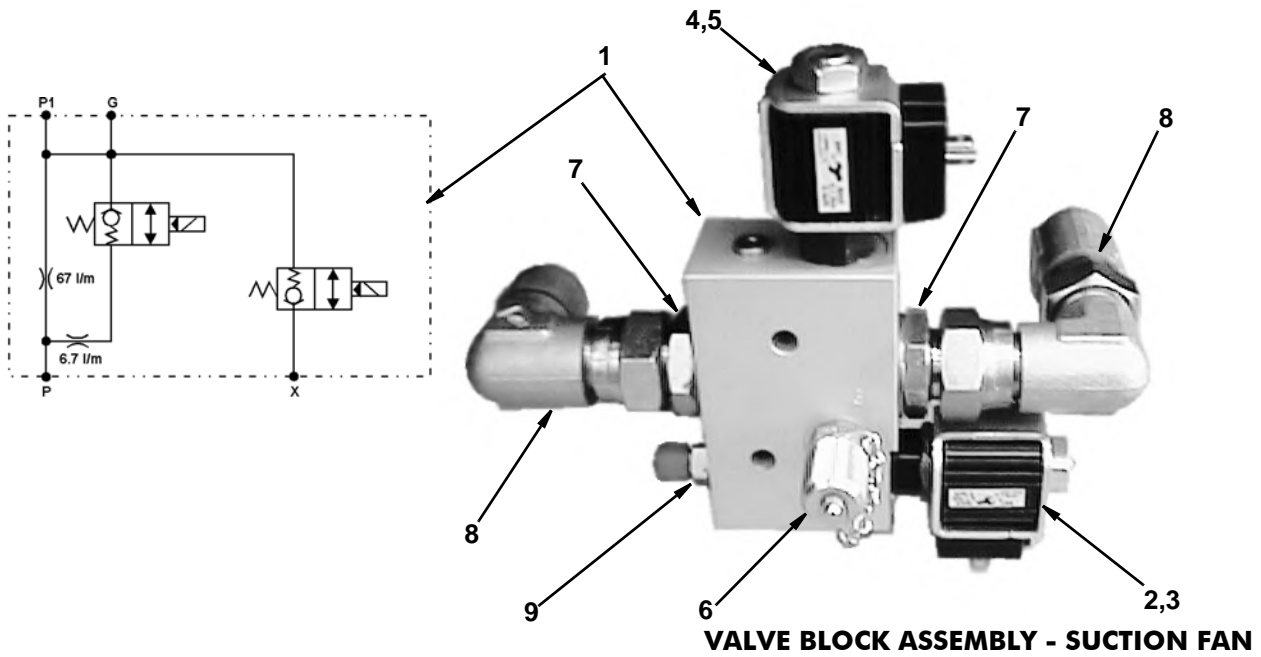


<i>Item</i>	<i>Part Number</i>	<i>Quantity</i>	<i>Description</i>
	022738	1	VALVE BLOCK ASSEMBLY - SUCTION FAN
1	022589	1	. Valve Block Assembly
2	020019	1	. . Valve spool, solenoid (fan ON / OFF) GSO 20500N
3	020009	1	. . . Coil, 24 V
4	020019	1	. . Valve spool, solenoid (fan boost)
5	020009	1	. . . Coil, 24 V
6	013036	1	. Coupling, pressure test point, 1/4" BSP
7	011161	2	. Adaptor, 3/4" BSP x 3/4" BSP
NI	011155	1	. . Seal, Dowty, 3/4"
8	011174	1	. . Elbow, swivel, 3/4" BSP, M x F
9	011158	1	. Adaptor, 1/4" BSP x 1/4" BSP



<i>Item</i>	<i>Part Number</i>	<i>Quantity</i>	<i>Description</i>
	027241	1	VALVE BLOCK ASSEMBLY - TRANSMISSION
1	027242	1	Valve Block
2	030529	1	. Pressure switch
3	011199	3	. Adaptor 3/8" x 1/4" BSP
4	011153	3	. Seal, dowty 3/8"
5	013036	2	. Test point 1/4" BSP
6	011152	3	. Seal, dowty 1/4" BSP
7	024731	2	. Valve blanking cartridge
8	024895	1	. O Ring 9.25 x 1.78
9	027240	1	. Valve GS023500N
10	021754	1	. Coil 24 V 19 W
NI	024731	2	. Valve blanking cartridge
NI	024895	2	. O Ring 9.25 x 1.78
NI	010980	1	. Hose 1/4" x 422 long
NI	010990	1	. Hose 1/4" x 600 long e

When ordering replacement parts, always give the machine's Serial Number and specify Part Number, Quantity & Description



VALVE BLOCK ASSEMBLY - TRANSMISSION

When ordering replacement parts, always give the machine's Serial Number and specify Part Number, Quantity & Description




Item	Part Number	Quantity	Description
GEAR-PUMP ARRANGEMENTS			
1	024590	1	Double gear pump - Complete assembly
	024592	1	. Gear Pump 23 cc (Double)
NI	030629	1	. . Seal Kit, gear pump 23cc double
1	024589	1	Single gear pump - Complete assembly
	024593	1	Gear Pump 23 cc (Single)
NI	030628	1	. Seal Kit, gear pump 23cc single
2	024537	2	. Valve, flow control**
NI	002127	AsReq	. . O Ring Kit for 024537 Flow Control Valve
3	011154	4	. Dowty seal 1/2" BSP
4	011243	2	. Plug 1/2" BSP
5	011167	2	. Adaptor 1/2" x 3/8" BSP
6	011172	2	. Swivel elbow 3/8" BSP
7	010930	2	. Hose tail 3/8" x 5/8" BSP
8	000227	8	. Bolt, hex M8 x 110 mm *
8	000056	8	. Bolt, hex M8 x 120 mm *
9	011093	8	. Spring washer M8
NI	024591	2	. Hose tail 1"
NI	013518	2	. . O-Ring 31 I/D x 3.5
NI	011012	8	. . Bolt, hex M8 x 30 mm
10	031531	2	Valve, pressure relief

NOTE: **Depending on chassis, the flow control valve 024537 is remotely mounted.
030132 Single Remote flow regulator kit 030133 Double Remote flow regulator kit.


Item	Part Number	Quantity	Description
022290 SUCTION FILTER ASSEMBLY			
1	013122	1	Filter, Suction - Complete with Filter Head
2	013124	1	. . Filter, Suction (Spare element only)
3	011184	2	. Adapter 1 1/4" x 3/4" Red
4	011150	2	. Dowty seal 1 1/4"
5	011210	2	. Hose elbow 1" BSP to 3/4"
6	013757	1	. Valve, ball 3/4"
7	011161	1	. Adapter 3/4" BSP
8	021720	1	. Gauge (NO LONGER FITTED)
NI	011010	2	. Hex, setscrew M8 x 20mm
NI	011093	2	. Spring washer M8
NI	026247	1	Filter body bracket (Iveco)

Item	Part Number	Quantity	Description
HYDRAULIC SERVICE KITS			
1	030352	1	100 Hour Service Kit - Hydrostatic Machines
	013124	1	. Filter, Suction Element
	013125	2	. Filter, Return Element
2	030353	1	1800 Hour Service Kit - Hydrostatic Machines
	013124	1	. Filter, Suction Element
	013125	1	. Filter, Return Element
	025104	1	. Filter, High Pressure
	020687	1	. Filter, Suction Element
3	030357	1	100 Hour Service Kit - Uni-Drive Machines
	013125	1	Filter, Return Element
	005046	1	Lubricant, 50ml bottle
	020687	1	Filter, suction element
4	030358	1	1800 Hour Service Kit - Uni-Drive Machines
	013125	1	Filter, Return Element
	025104	1	Filter, High Pressure
	020687	1	Filter, Suction element

When ordering replacement parts, always give the machine's Serial Number and specify Part Number, Quantity & Description



**GEAR PUMP ARRANGEMENT
(Double gear pump shown)**



SUCTION FILTER ASSEMBLY




When ordering replacement parts, always give the machine's Serial Number and specify Part Number, Quantity & Description

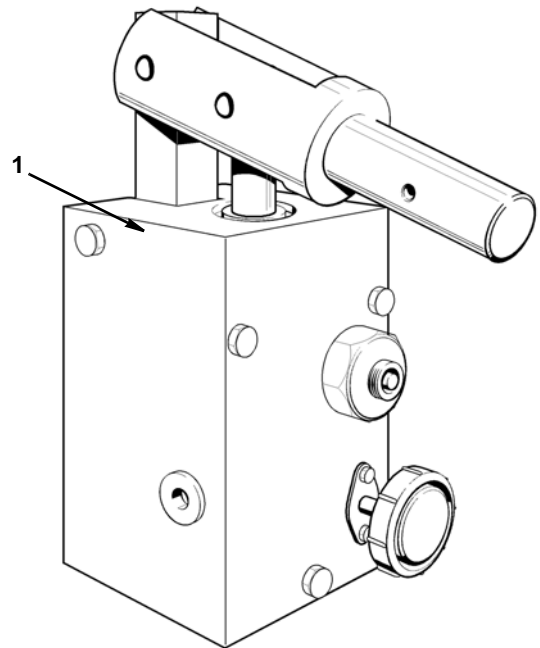


<i>Item</i>	<i>Part Number</i>	<i>Quantity</i>	<i>Descriptio</i>
AUXILIARY HAND PUMP & VALVE BLOCK			
1	028307	1	. Hand Pump, block
NI	030103	1	.. Handle, for 028307
NI	028395	1	.. Slave plate, for 028307
1	023006	1	. Pump / valve block - Upto 8/02
NI	023007	1	.. Handle, for 023007
NI	011143	3	.. Bolt, hex hd, M6 x 70 mm long
NI	011071	3	.. Nut, hex, M6, Nyloc
NI	025129	1	Hydraulic Pipe, hand pump, Magnum
NI	025194	1	Hydraulic Pipe, hand pump, Merlin

When ordering replacement parts, always give the machine's Serial Number and specify Part Number, Quantity & Description



AUXILIARY HAND PUMP FROM 8/02



AUXILIARY HAND PUMP UPTO 8/02

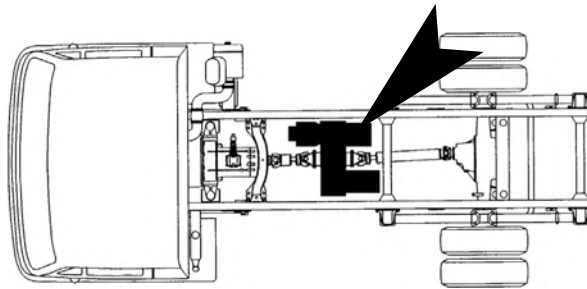


AUXILIARY HAND-PUMP & VALVE BLOCK

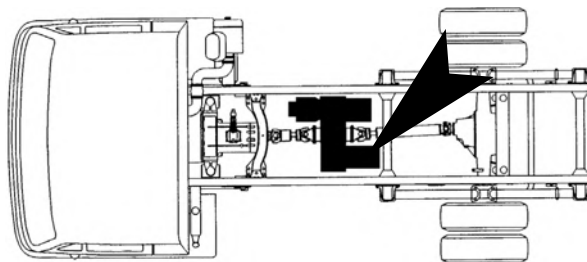
When ordering replacement parts, always give the machine's Serial Number and specify Part Number, Quantity & Description



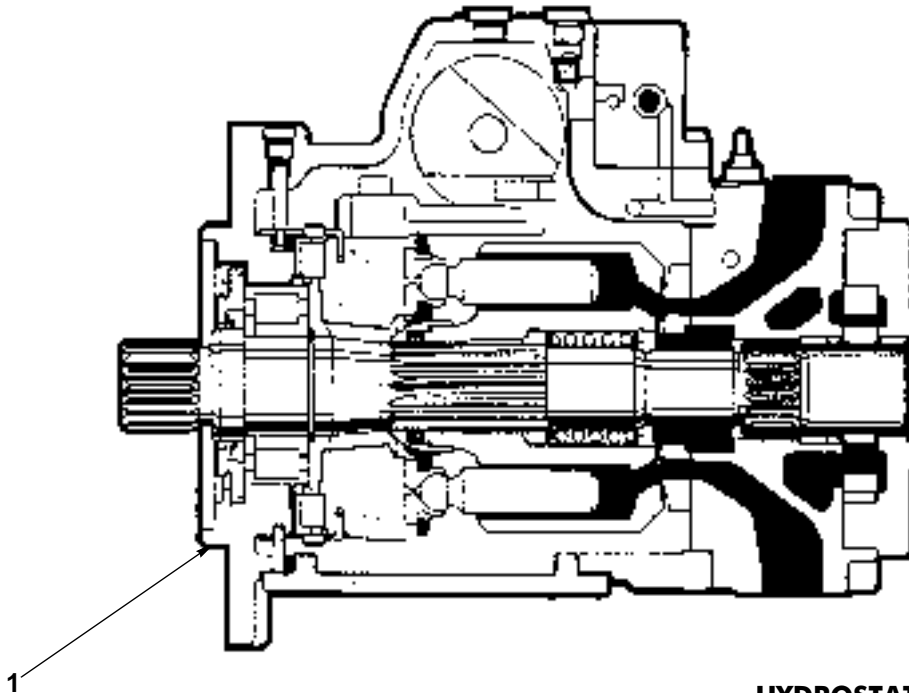
<i>Item</i>	<i>Part Number</i>	<i>Quantity</i>	<i>Description</i>
1	028895	1	HYDROSTATIC DRIVE PUMP
NI	028909	2	. Coil, forward/reverse
NI	004203	2	. . Hirschmann plug (Standard plug)
NI	031480	1	. Pipe, Top , transmission (Metal)
NI	031481	1	. Pipe, Bottom, transmission (Metal)



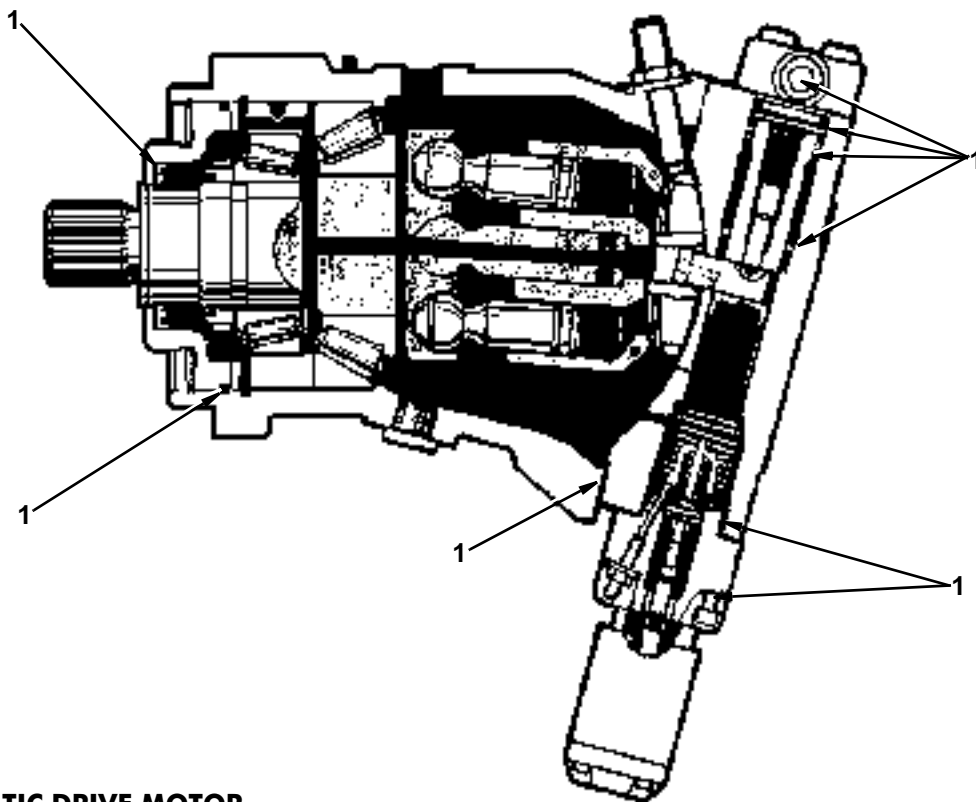
<i>Item</i>	<i>Part Number</i>	<i>Quantity</i>	<i>Description</i>
	022724	1	HYDROSTATIC DRIVE MOTOR
	011069	4	. Bolt, hex hd, M12 x 40 mm long
	011097	4	. Washer, spring, 12 mm
1	023224	1	. Seal kit, comprising:
NI	027887	1	. Changeover block
NI	000037	4	. Bolts M6 x 40
NI	028175	4	. Break off pins
NI	028049	1	. Piston
NI	028047	1	. . Spring, large
NI	028050	1	. Cap
NI	028048	1	. . Spring, small
NI	024946	1	. O Ring Kit, Bottom Changeover block(Individual o rings below)
NI	024893	2	. . O Ring, 5.28 x 1.78
NI	024894	3	. . O Ring, 7.65 x 1.78
NI	024895	2	. . O Ring, 9.25 x 1.78
NI	024896	1	. . O Ring, 29.87 x 1.78
NI	024731	1	. Blanking plug



When ordering replacement parts, always give the machine's Serial Number and specify Part Number, Quantity & Description



HYDROSTATIC DRIVE PUMP



HYDROSTATIC DRIVE MOTOR

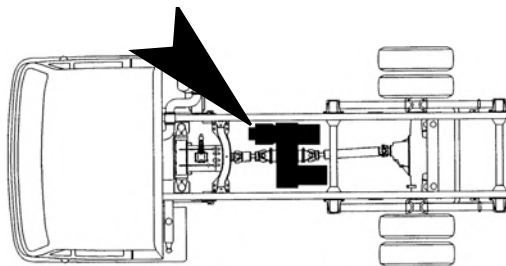
When ordering replacement parts, always give the machine's Serial Number and specify Part Number, Quantity & Description




<i>Item</i>	<i>Part Number</i>	<i>Quantity</i>	<i>Description</i>
SUCTION FAN PUMP - AND RELATED SPARES			
	023620	1	FanPump, A10V045
	026235	1	Fan Pump, A10V060 High Output (Magnum Unidrive)
	024770	1	Fan Pump, A10V045 SAE B-B (French Option)
	011053	2	. Bolt, hex hd, M12 x 35 mm long
	011097	4	. Washer, spring, 12 mm
1	014552	1	. Seal kit, for pump (023620 Fan Pump A10V045 only)
1	030561	1	. Seal kit, for pump (026235 Fan Pump A10V060 only)
	NA	1	.. O-Ring, 167 mm Ø
	NA	4	.. O-Ring, 15 mm Ø
	NA	3	.. O-Ring, 7.65 mm Ø
	NA	1	.. O-Ring, 9.25 mm Ø
	NA	2	.. O-Ring, 14 mm Ø
	NA	1	.. O-Ring, 31.47 mm Ø
	NA	1	.. Shaft seal (V-Ring)
	NA	1	.. Circlip
	NA	6	.. Seal (Dowty type)
NI	025804	1	. Gasket, fan pump to engine PTO (Unidrive installations only)
NI	024715	1	Splined Adapter (Used on Mercedes Chassis)
NI	014217	1	Flow control valve

Note:

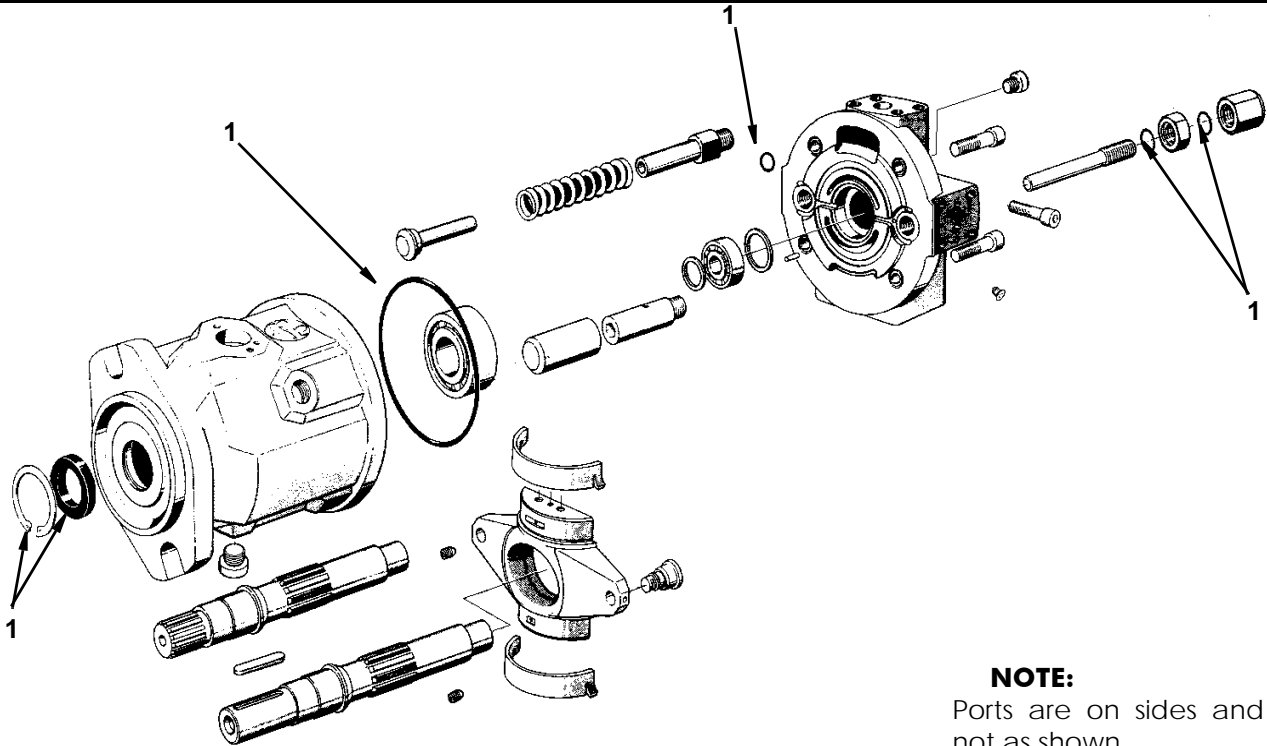
Some items in the Seal Kit are intended for use in the pump's control valve - not illustrated



<i>Item</i>	<i>Part Number</i>	<i>Quantity</i>	<i>Description</i>
1	024641	1	SUCTION FAN MOTOR
NI	011053	1	. Fan mounting bolt - M12 x 30mm
NI	024791	1	. Cap washer - voac motor
2	000048	4	. Screw, skt hd, M10 x 80 mm long
3	011095	4	. Washer, spring 10 mm
NI	027237	1	. Seal kit, fan motor
4	025390	1	. Valve block assembly
	011413	6	.. Cap screw, skt hd, M10 x 75 mm long
5	011151	2	. Adaptor, 3/4" BSP x 3/4" BSP
NI	011155	1	.. Seal, Dowty, 3/4"
NI	025184	1	. Speed Sensor




When ordering replacement parts, always give the machine's Serial Number and specify Part Number, Quantity & Description



NOTE:
Ports are on sides and
not as shown

SUCTION FAN PUMP



SUCTION FAN MOTOR

When ordering replacement parts, always give the machine's Serial Number and specify Part Number, Quantity & Description


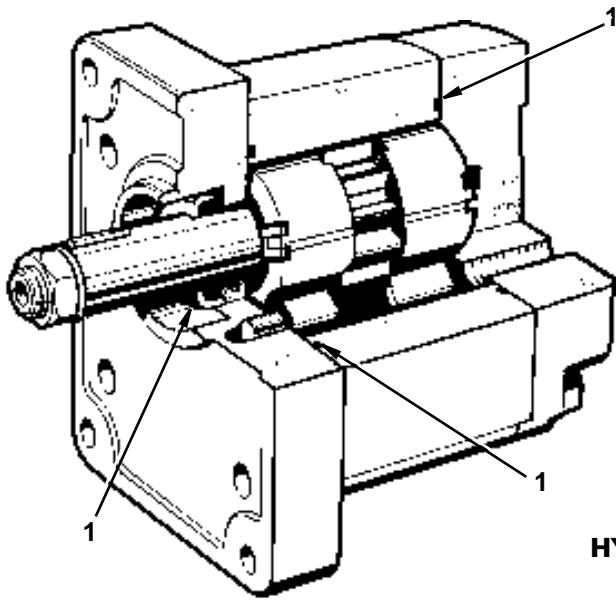


<i>Item</i>	<i>Part Number</i>	<i>Quantity</i>	<i>Description</i>
	023196	1	HYDRAULIC MOTOR, 19cc (30 litre WATER PUMP)
	000020	4	. Bolt, hex hd, M6 x 30 mm long
	011090	8	. Washer, plain, 6 mm
	011071	4	. Nut, hex, M6, Nyloc
1	025469	1	. Seal kit, comprising:
	NA	2	.. O-Ring
	NA	1	.. Shaft seal

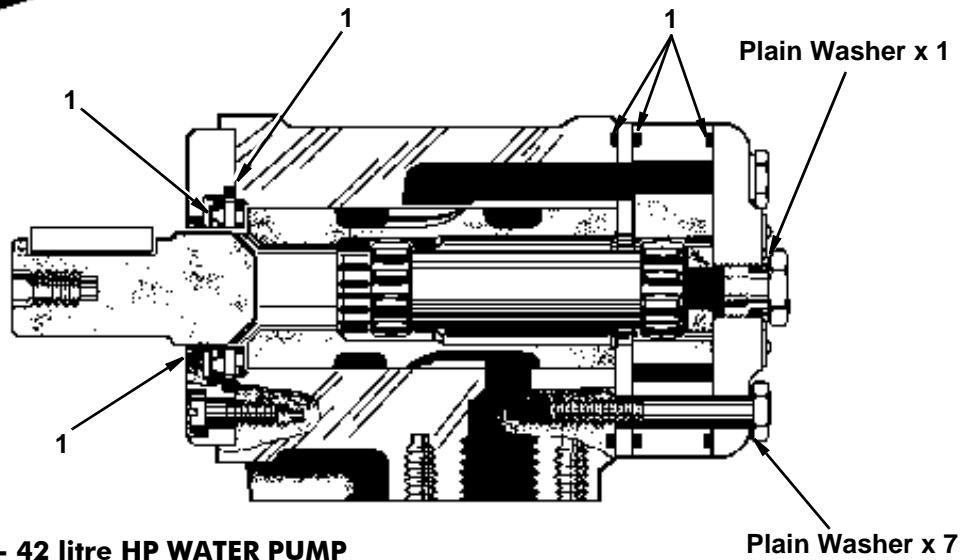
<i>Item</i>	<i>Part Number</i>	<i>Quantity</i>	<i>Description</i>
	013527	1	HYDRAULIC MOTOR, OMP50 (LP WATER PUMP & 42 LITRE H-P PUMP)
	011069	2	. Bolt, hex hd, M12 x 40 mm long
	011077	2	. Nut, hex, M12, Nyloc
1	010762	1	. Seal kit, comprising:
	NA	1	.. Dust seal, shaft
	NA	1	.. KBADH-Ring
	NA	1	.. O-Ring
	NA	3	.. O-Ring
	NA	7	.. Plain washer
	NA	1	.. Plain washer
1	023069	1	. Seal kit
	NA	1	.. Dust seal, shaft
	NA	1	.. KBADH-Ring
	NA	1	.. O-Ring
	NA	3	.. O-Ring
	NA	7	.. Plain washer
	NA	1	.. Plain washer

<i>Item</i>	<i>Part Number</i>	<i>Quantity</i>	<i>Description</i>
	022769	1	HYDRAULIC MOTOR 50 litre WATER PUMP
	011034	4	. Bolt, hex hd, M10 x 40 mm long
	011075	4	. Nut, hex, M10, Nyloc
1	RTPD*	1	.. Seal kit

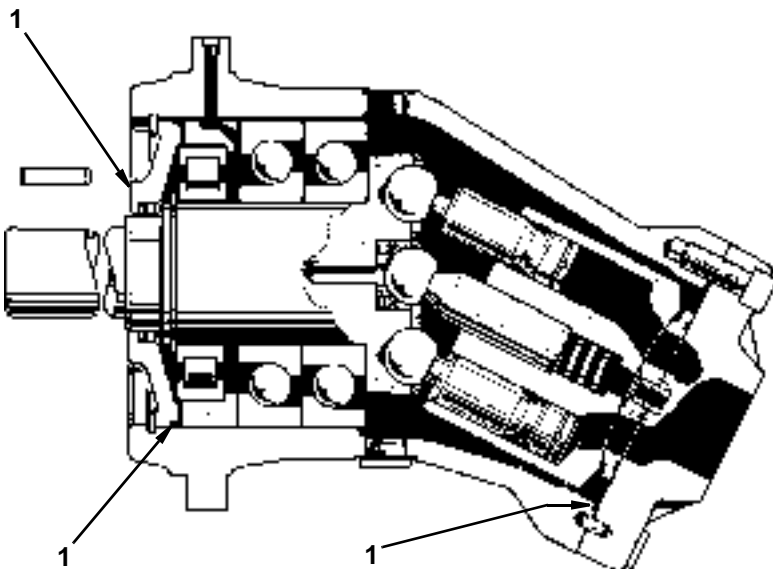
When ordering replacement parts, always give the machine's Serial Number and specify Part Number, Quantity & Description



HYDRAULIC MOTOR - 30 litre HP WATER PUMPS



HYDRAULIC MOTOR - 42 litre HP WATER PUMP




**HYDRAULIC MOTOR
50 litre HP WATER PUMP**

F


When ordering replacement parts, always give the machine's Serial Number and specify Part Number, Quantity & Description



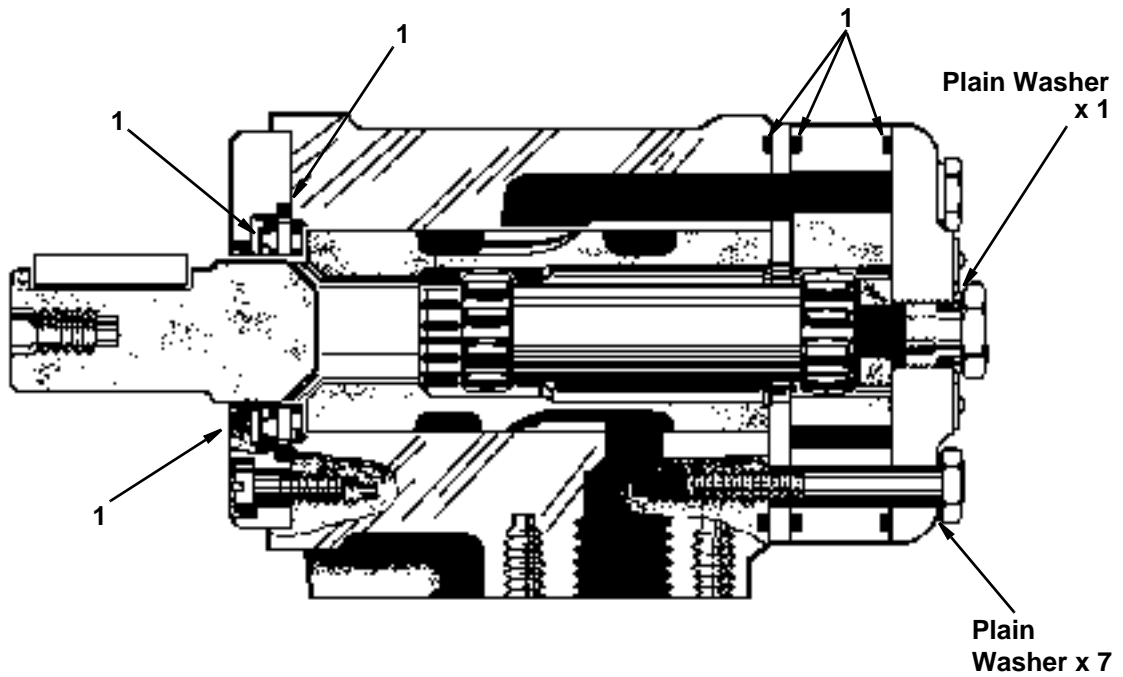
<i>Item</i>	<i>Part Number</i>	<i>Quantity</i>	<i>Description</i>
	010566	1 -	HYDRAULIC MOTOR, OMP100 (WIDE SWEEP)
	010749	- 1	HYDRAULIC MOTOR, OMP200 (SIDE/FRONT BRUSH)
	011053	2 -	. Bolt, hex hd, M12 x 35 mm long
	011069	- 2	. Bolt, hex hd, M12 x 40 mm long
	011077	2 2	. Nut, hex, M12, Nyloc
1	010762	1 1	. Seal kit
1	023069	1 1	. Seal kit (only motors with serial number prefixed by '151')



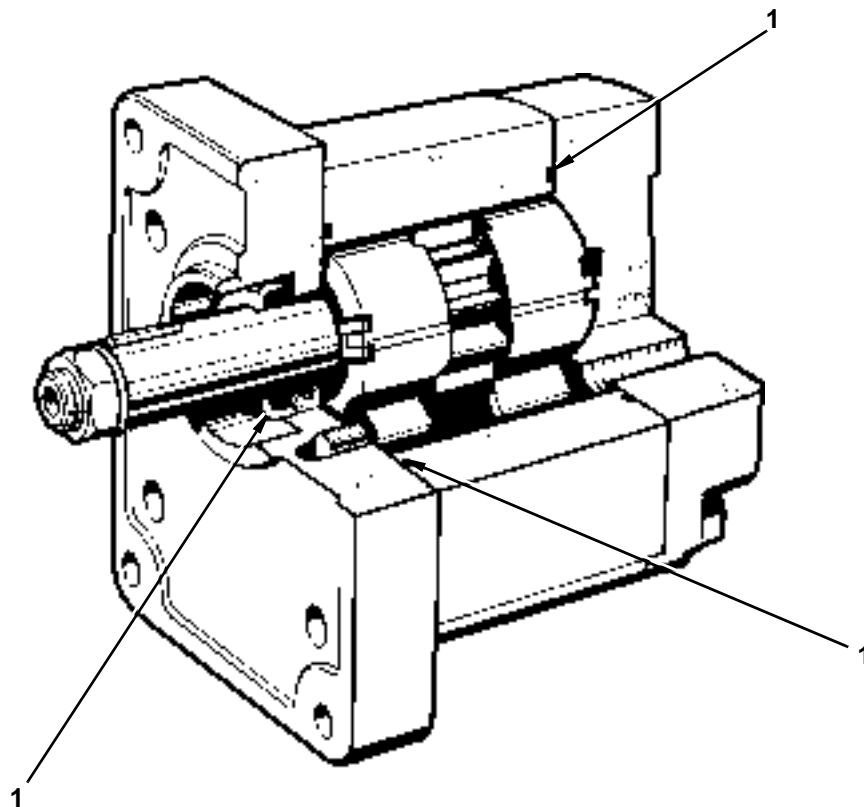
<i>Item</i>	<i>Part Number</i>	<i>Quantity</i>	<i>Description</i>
1	028752	1	HYDRAULIC MOTOR, 16cc, COOLING FAN
	T B D	1	. Seal Kit
	000020	4	. Bolt, hex hd, M6 x 30 mm long
	011090	8	. Washer, plain, 6 mm
	011071	4	. Nut, hex, M6, Nyloc



When ordering replacement parts, always give the machine's Serial Number and specify Part Number, Quantity & Description



**HYDRAULIC MOTOR - WIDE SWEEP,
FRONT & SIDE BRUSHES**



HYDRAULIC MOTOR - COOLING FAN

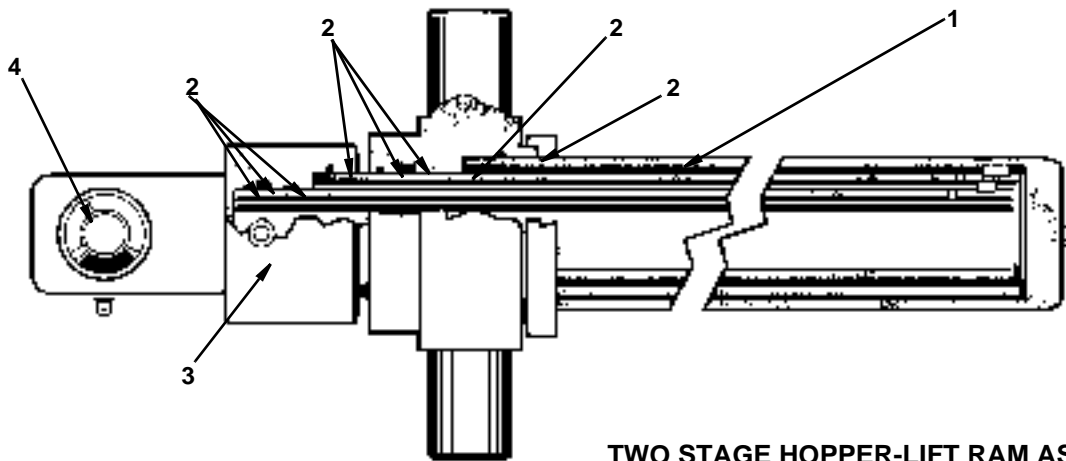
When ordering replacement parts, always give the machine's Serial Number and specify Part Number, Quantity & Description



<i>Item</i>	<i>Part Number</i>	<i>Quantity</i>	<i>Description</i>
HOPPER LIFT RAM - TWO STAGE - STEEL PIPED SYSTEM			
1	024249	1	HOPPER LIFT RAM, DUAL STAGE 7
NI	027785	1	. Seal kit for 024249 Two Stage Lift Ram
NI	028178	1	. Integrated check valve ICEB30F* See Note.
NI	028177	1	. Sterling check valve* See Note.
3	011159	1	. Adaptor, $\frac{3}{8}$ " BSP x $\frac{3}{8}$ " BSP
NI	011153	1	. Seal, Dowty, $\frac{3}{8}$ "
4	012881	1	. Bearing, spherical

NOTE: *To determine which check valve is fitted to the Dual Stage Lift Ram, please check the batch number stamped on the Ram. Rams stamped with 42013 will use 028177 Sterling valve and any Rams stamped with 42014 onwards will use 028178 Integrated Valve.

When ordering replacement parts, always give the machine's Serial Number and specify Part Number, Quantity & Description



TWO STAGE HOPPER-LIFT RAM ASSEMBLY

If replacing a version 03 or 04 with 05 the PRV kit is no longer required. It is important to note the "up" and "down" port is reversed on the 05 version of the ram.

Version	Description	Identification	Comments
Version 04 With PRV fitted	As above		The PRV is to prevent distortion to the hopper face the hopper is in the fully down position.
Version 05	This ram is suitable for use across the range of Scarab Truck-mount sweepers.		Important note the different port positions from versions 03 & 04.



When ordering replacement parts, always give the machine's Serial Number and specify Part Number, Quantity & Description

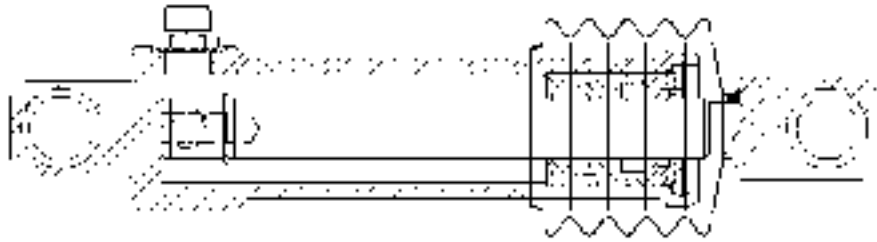


<i>Item</i>	<i>Part Number</i>	<i>Quantity</i>	<i>Description</i>	
BRUSH & NOZZLE HYDRAULIC RAM ASSEMBLIES				
1	024539	As Req	. NOZZLE LIFT / GOBBLER RAM	17
1	024539	As Req	. SIDE BRUSH LIFT RAM (RH & LH).....	7
1	024539	As Req	. RH AND LH WIDE SWEEP SLEWING RAM	15
NI	012539	1	. . Restrictor, No. 5 White, 1/4" BSP x 1/4" BSP	
NI	011152	1	. . Dowty seal 1/4" BSP	
NI	002016	1	. . Plug, hex socket head 1/4" BSP	
NI	014473	1	. . Bellows	
NI	011629	1	. . . Seal Kit, Ram	


<i>Item</i>	<i>Part Number</i>	<i>Quantity</i>	<i>Description</i>	
REAR DOOR OPEN/CLOSE HYDRAULIC RAM ASSEMBLY				
1	022511	1	. HOPPER REAR-DOOR OPEN/CLOSE RAM	27
NI	022777	1	. . Seal kit, hydraulic ram	

<i>Item</i>	<i>Part Number</i>	<i>Quantity</i>	<i>Description</i>	
REAR DOOR HYDRAULIC LOCKING RAM ASSEMBLY				
1	022350	1	. HOPPER REAR-DOOR LOCKING RAM.....	27
NI	022776	1	. . Seal kit, hydraulic ram	

When ordering replacement parts, always give the machine's Serial Number and specify Part Number, Quantity & Description



HYDRAULIC BRUSH RAM ASSEMBLY



REAR DOOR OPEN/CLOSE RAM



HOPPER REAR DOOR LOCKING RAM

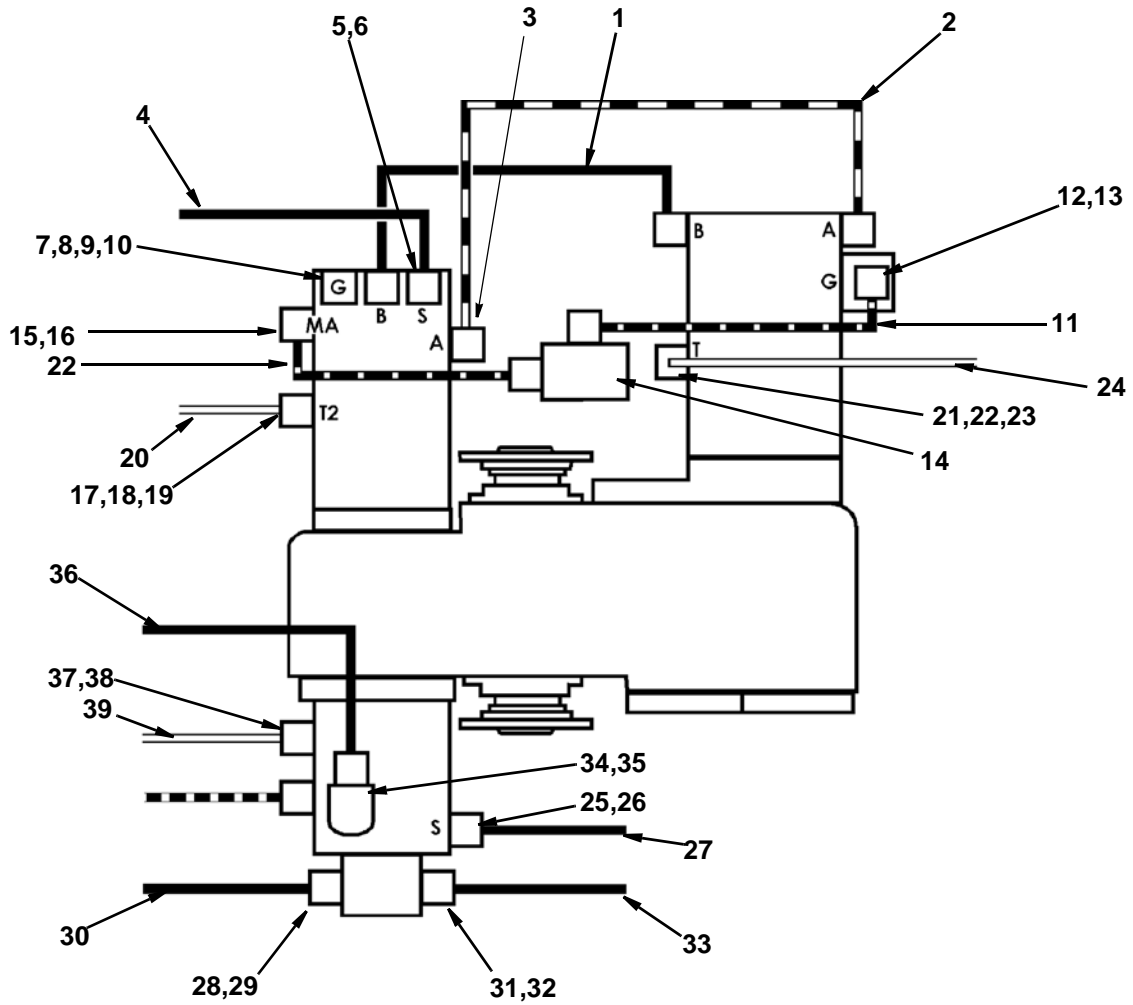


When ordering replacement parts, always give the machine's Serial Number and specify Part Number, Quantity & Description



Item	Part Number	Quantity	Description
SCARAB HYDROSTATIC GEARBOX PIPING ARRANGEMENT			
1	031481	1	Transmission Pipe, Bottom Assembly, Metal C/W Flanges
2	031480	1	Transmission Pipe, Top Assembly, Metal C/W Flanges
3	022876	1	. . Spacer, HP, $\frac{3}{4}$ " SAE x 10 mm thick (Between Split Flange and Pump)
4	014827		. Hose, LP, 1" bore (From Suction Filter on Chassis)
5	022706	1	. . Adaptor, M33 x $\frac{3}{4}$ " BSP
NI	002019	1	. . . Seal, Dowty, M33
6	011210	1	. . . Elbow, $\frac{3}{4}$ " BSP x 1" hose
7	011158	1	. Adaptor, $\frac{1}{4}$ " BSP x $\frac{1}{4}$ " BSP
NI	011150	1	. . Seal, Dowty, $\frac{1}{4}$ "
8	011169	1	. . . Elbow, swivel, $\frac{1}{4}$ " BSP x $\frac{1}{4}$ " BSP, F x F
9	011935	1	. Adaptor, $\frac{1}{4}$ " BSP x M12, M x F
NI	011150	1	. . Seal, Dowty, $\frac{1}{4}$ "
10	013035	1	. . Coupling, pressure test point, M12
11	023741	1	. Hose assembly, $\frac{1}{4}$ " x 500 mm long, $\frac{1}{4}$ " BSP str. x 8 mm str. pipe ends
12	011158	1	. . Adaptor, $\frac{1}{4}$ " BSP x $\frac{1}{4}$ " BSP
NI	011150	1	. . Seal, Dowty, $\frac{1}{4}$ "
13	002045	1	. . . Banjo coupling, 14 mm
14	027241	1	. VALVE BLOCK ASSEMBLY - TRANSMISSION..... Page F15
15	011158	1	. . Adaptor, $\frac{1}{4}$ " BSP x $\frac{1}{4}$ " BSP
NI	011150	1	. . . Seal, Dowty, $\frac{1}{4}$ "
16	011169	1	. . . Elbow, swivel, $\frac{1}{4}$ " BSP x $\frac{1}{4}$ " BSP, F x F
17	012472	1	. Adaptor, M22 x $\frac{3}{8}$ " BSP
NI	011218	1	. . Seal, Dowty, M22
18	011205	1	. . Elbow, swivel, $\frac{3}{8}$ " BSP x $\frac{3}{8}$ " BSP, F x F
19	010930	1	. . . Tail piece, hose, $\frac{3}{8}$ " BSP x $\frac{5}{8}$ "
20	011000	 Hose, low pressure, $\frac{5}{8}$ " bore (Drive Pump Case Drain)
21	011248	1	. Adaptor, M18 x $\frac{3}{8}$ " BSP
NI	011247	1	. . Seal, Dowty, M18
22	011205	1	. . Elbow, swivel, $\frac{3}{8}$ " BSP x $\frac{3}{8}$ " BSP, F x F
23	010930	1	. . . Tail piece, hose, $\frac{3}{8}$ " BSP x $\frac{5}{8}$ "
24	011000	 Hose, low pressure, $\frac{5}{8}$ " bore (Drive Motor Case Drain)
25	011230	2	. Flange, split, 1 $\frac{1}{2}$ " SAE
	011108	4	. . Capscrew, skt hd, $\frac{1}{2}$ " UNC x 1 $\frac{1}{2}$ " long
26	011231	1	. . Elbow, hose, 1 $\frac{1}{2}$ " SAE x 1"
27	014827		. Hose, LP, 1" bore (From Suction Filter in Hydraulic Tank)
28	011232	1	. Elbow, top fitting, Rexroth (c/w O-ring & 4 x Skt Hd Capscrews)
29	011161	1	. Adaptor, $\frac{3}{4}$ " BSP x $\frac{3}{4}$ " BSP
NI	011155	1	. . . Seal, Dowty, $\frac{3}{4}$ "
29a	011210	1	. . . Elbow, hose, $\frac{3}{4}$ " BSP x 1"
30	001020	1 Hose, LP, 1" bore (Tank Suction Filter/Gear Pump)
31	011233	1	. Elbow, lower fitting, Rexroth (c/w O-ring & 4 x Skt Hd Capscrews)
32	011167	1	. Adaptor, $\frac{1}{2}$ " BSP x $\frac{3}{8}$ " BSP
NI	011154	1	. . Seal, Dowty, $\frac{1}{2}$ "
33	001020	1 Hose assembly, $\frac{3}{8}$ " BSP x 2680 mm (Gear Pump/Main Valve Blk.)
34	014104	1	. Elbow, 1" SAE x $\frac{3}{4}$ " BSP
	000045	4	. . Capscrew, skt hd, $\frac{3}{8}$ " UNC x 1 $\frac{1}{2}$ " long
	011406	4	. . Washer, spring, $\frac{3}{8}$ "
35	011193	1	. . Adaptor, reducing, 1" BSP x $\frac{3}{4}$ " BSP
NI	011156	1	. . . Seal, Dowty, 1"
36	011733	1	. . . Hose assy, $\frac{3}{4}$ " BSP, $\frac{5}{8}$ " bore x 510 mm (Fan Pump/Fan Vlv Block)
37	011226	1	. Adaptor, $\frac{7}{8}$ " UNF x $\frac{1}{2}$ " BSP
NI	011218	1	. . Seal, Dowty, M22
38	011234	1	. . Elbow, hose, 90° sweep, $\frac{1}{2}$ " BSP x $\frac{5}{8}$ "
39	011000		. . Hose, low pressure, $\frac{5}{8}$ " bore (Fan Pump Case Drain)

When ordering replacement parts, always give the machine's Serial Number and specify Part Number, Quantity & Description



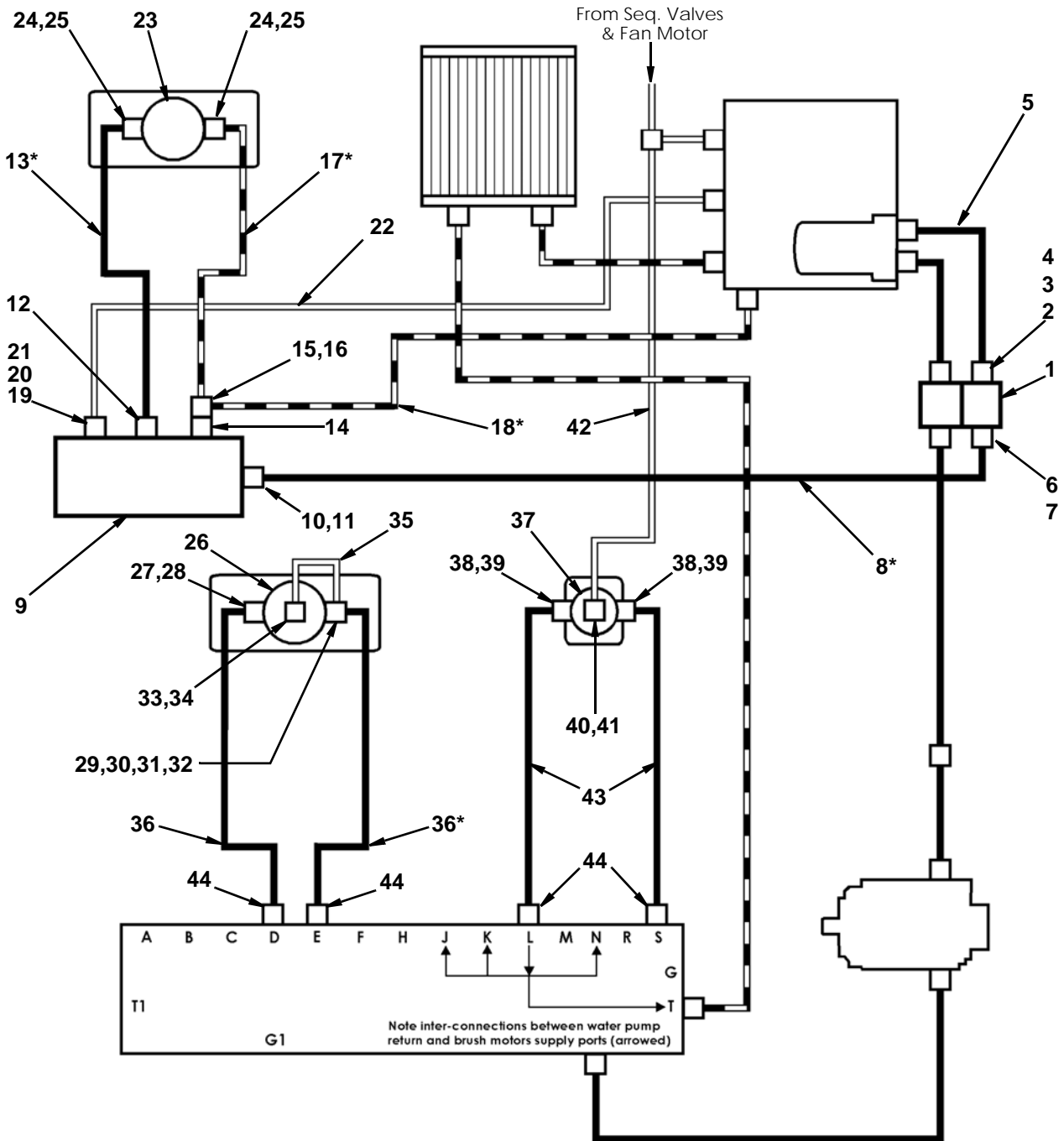
SCARAB TRANSFER GEARBOX - PIPING ARRANGEMENT

When ordering replacement parts, always give the machine's Serial Number and specify Part Number, Quantity & Description



Item	Part Number	Quantity	Description
HYDRAULIC CCT COMPONENTS - WATER PUMPS			
1	024592	1	. PUMP, DOUBLE GEAR Page F17
1	024590	1	. PUMP, SINGLE GEAR Page F17
2	011233	1	. . Elbow, top fitting, Rexroth (c/w O-Ring & 4 x Skt hd Capscrews)
3	011161	1	. . Adaptor, $\frac{3}{4}$ " BSP x $\frac{3}{4}$ " BSP
NI	011155	1	. . . Seal, Dowty, $\frac{3}{4}$ "
4	011210	1	. . . Elbow, hose, $\frac{3}{4}$ " BSP x 1"
5	001020	AsReq Hose, LP, 1" bore
6	011232	1	. . Elbow, lower fitting, Rexroth (c/w O-Ring & 4 x Skt hd Capscrews)
7	011167	1	. . . Adaptor, $\frac{1}{2}$ " BSP x $\frac{3}{8}$ " BSP
NI	011154	1 Seal, Dowty, $\frac{1}{2}$ "
8	001020	1 Hose assy, $\frac{3}{8}$ "BSP, $\frac{5}{8}$ " x 2680 mm* (Gear Pump/Flow Reg. V've)
9	023766	1	. Valve Regulator/diverter
10	011167	1	. . Adaptor, $\frac{1}{2}$ " BSP x $\frac{3}{8}$ " BSP
NI	011154	1	. . . Seal, Dowty, $\frac{1}{2}$ "
11	011172	1	. . . Elbow, swivel, $\frac{3}{8}$ " BSP, M x F
12	011167	1	. . Adaptor, $\frac{1}{2}$ " BSP x $\frac{3}{8}$ " BSP
NI	011154	1	. . . Seal, Dowty, $\frac{1}{2}$ "
13	011333	2	. . . Hose assembly, (Typical*) $\frac{3}{8}$ " BSP x 2030 mm (motor feed)
14	011167	1	. . Adaptor, $\frac{1}{2}$ " BSP x $\frac{3}{8}$ " BSP
NI	011154	1	. . . Seal, Dowty, $\frac{1}{2}$ "
15	011172	1	. . . Elbow, swivel, $\frac{3}{8}$ " BSP, M x F
16	011223	1 Tee fitting, $\frac{3}{8}$ " BSP (nut on run)
17	011333	1 Hose assembly, (Typical*) $\frac{3}{8}$ " BSP x 2030 mm (motor return)
18	01022	1 Hose assembly, (Typical*) $\frac{3}{8}$ " x 770 mm (combined ret./bypass)
19	011158	1	. . Adaptor, $\frac{1}{2}$ " BSP x $\frac{1}{2}$ " BSP
NI	011150	1	. . . Seal, Dowty, $\frac{1}{2}$ "
20	011169	1	. . . Elbow, swivel, $\frac{1}{2}$ " BSP, F x F
21	010922	1 Tail piece, hose, $\frac{1}{4}$ " BSP x $\frac{3}{8}$ "
22	010958	AsReq Hose, LP, $\frac{3}{8}$ " bore (Case Drain)
23	023196	1	. MOTOR, HYDRAULIC, 30 l/min. HP WATER PUMP..... Page F25
23	013527	1	. MOTOR, HYDRAULIC, 42 l/min. HV WATER PUMP Page F25
23	022769	1	. MOTOR, HYDRAULIC, 50 l/min. HV WATER PUMP Page F25
24	011167	2	. . Adaptor, $\frac{1}{2}$ " BSP x $\frac{3}{8}$ " BSP
NI	011154	1	. . . Seal, Dowty, $\frac{1}{2}$ "
25	011172	2	. . Elbow, swivel, $\frac{3}{8}$ " BSP, M x F
26	023196	1	. . MOTOR, HYDRAULIC, HP WATER PUMP Page F25
27	011167	1	. . . Adaptor, $\frac{1}{2}$ " BSP x $\frac{3}{8}$ " BSP
NI	011154	1 Seal, Dowty, $\frac{1}{2}$ "
28	011172	1 Elbow, swivel, $\frac{3}{8}$ " BSP, M x F
29	011167	1	. . . Adaptor, $\frac{1}{2}$ " BSP x $\frac{3}{8}$ " BSP
NI	011154	1 Seal, Dowty, $\frac{1}{2}$ "
30	011222	1 Tee fitting, $\frac{3}{8}$ " BSP, F x F x F
31	011159	1 Adaptor, $\frac{3}{8}$ " BSP x $\frac{3}{8}$ " BSP
32	010923	1 Tail piece, hose, $\frac{3}{8}$ " BSP x $\frac{3}{8}$ "
33	010910	1	. . . Elbow, galvanised, $\frac{1}{4}$ " BSP, M x F
34	010922	1 Tail piece, hose, $\frac{1}{4}$ " BSP x $\frac{3}{8}$ "
35	010958	AsReq Hose, LP, $\frac{3}{8}$ " bore (Case Drain)
36	011344	2	. Hose assembly, $\frac{3}{8}$ " BSP x 2100 mm* (Main Valve Block/HP Pump)
37	013527	1	. MOTOR, HYDRAULIC, LP WATER PUMP Page F25
38	011167	2	. . Adaptor, $\frac{1}{2}$ " BSP x $\frac{3}{8}$ " BSP
NI	011154	1	. . . Seal, Dowty, $\frac{1}{2}$ "
39	011172	2	. . Elbow, swivel, $\frac{3}{8}$ " BSP, M x F
40	010910	1	. . Elbow, galvanised, $\frac{1}{4}$ ", M xF
41	010922	1	. . . Tail piece, hose, $\frac{1}{4}$ " BSP x $\frac{3}{8}$ "
42	010958	AsReq Hose, LP, $\frac{3}{8}$ " bore (Case Drain)
43	001020	2	. Hose assembly, $\frac{3}{8}$ " BSP x 2680 mm long (motor feed & return)
44	011159	4	. Adaptor, $\frac{3}{8}$ " BSP x $\frac{3}{8}$ " BSP

When ordering replacement parts, always give the machine's Serial Number and specify Part Number, Quantity & Description



* These hoses may differ in length on some installations.
If in doubt, please consult our Parts Dept. stating hose application & length

LEGEND	
	Suction/High Pressure
	Case Drain
	Return Pressure
	Pilot Pressure

HYDRAULIC CIRCUIT COMPONENTS - WATER PUMPS

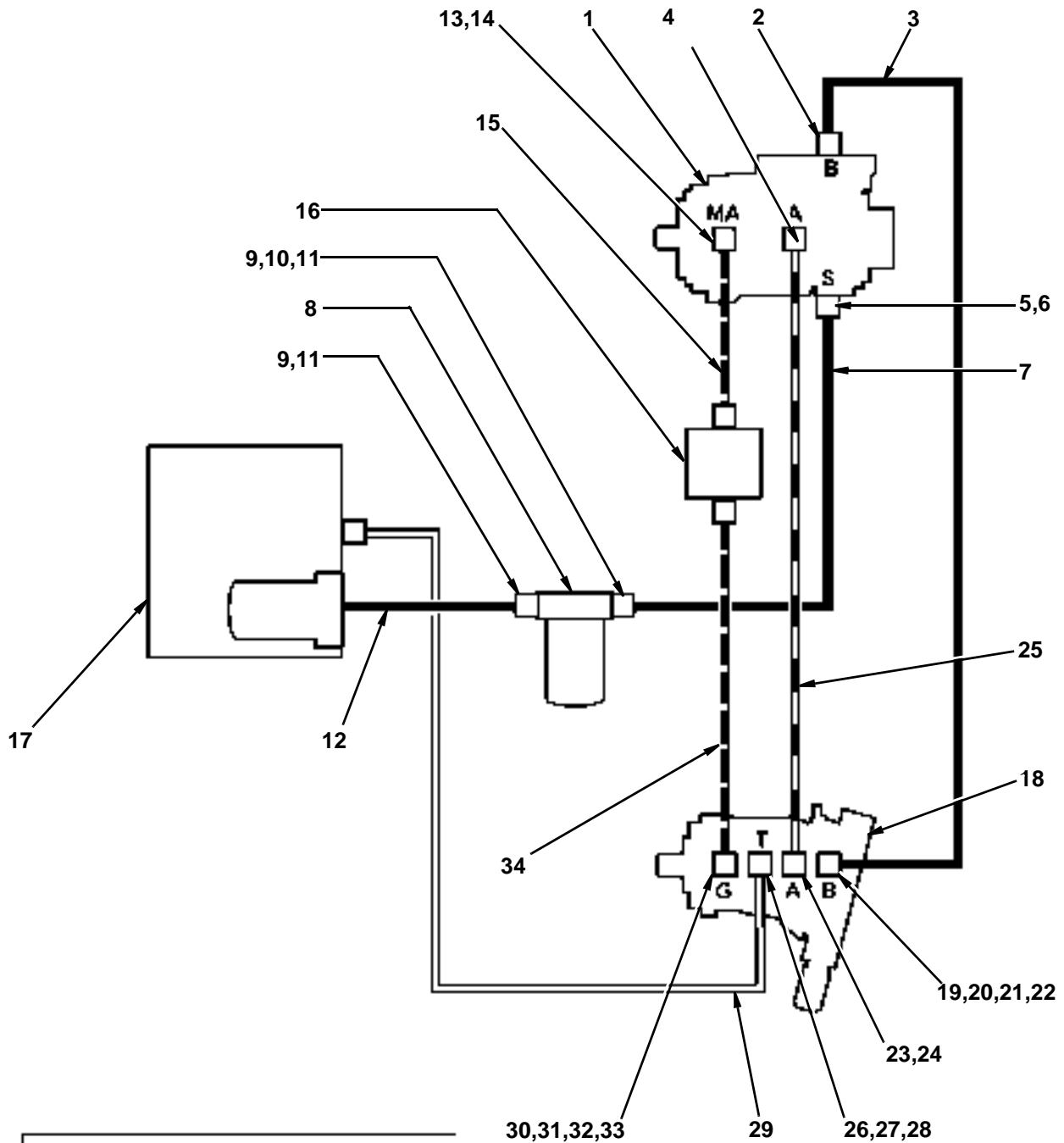
When ordering replacement parts, always give the machine's Serial Number and specify Part Number, Quantity & Description





Item	Part Number	Quantity	Description
HYDRAULIC CIRCUIT COMPONENTS - HYDROSTATIC DRIVE			
1	028895	1	. PUMP, HYDRAULIC, HYDROSTATIC DRIVE..... Page F21
2	002000	2	. . Flange, split, $\frac{3}{4}$ " SAE
	011408	3	. . . Capscrew, skt hd, M10 x 30 mm long
	011032	1	. . . Bolt, hex hd, M10 x 30 mm long
	011095	1	. . . Washer, spring, 10 mm
3	022700	1	. . Hose assembly, transmission, $\frac{3}{4}$ " SAE
NI	013523	1	. . . O-Ring
4	002000	2	. . Flange, split, $\frac{3}{4}$ " SAE
	011408	3	. . . Capscrew, skt hd, M10 x 30 mm long
	011032	1	. . . Bolt, hex hd, M10 x 30 mm long
	011095	1	. . . Washer, spring, 10 mm
5	022076	1	. . Adaptor, M33 x $\frac{3}{4}$ " BSP
NI	002019	1	. . . Seal, Dowty, M33
6	011210	1	. . . Elbow, hose, $\frac{3}{4}$ " BSP x 1"
7	014827	AsReq Hose, LP, 1" bore
8	013122	1	. . Filter, suction
	011010	2	. . . Bolt, hex hd, M8 x 20 mm long
	011093	2	. . . Washer, spring, 8 mm
NI	013124	1	. . . ELEMENT SUCTION FILTER..... Page F17
NI	021720	1	. . . Gauge, pressure
9	011184	2	. . . Adaptor, $1\frac{1}{4}$ " BSP x $\frac{3}{4}$ " BSP
NI	011155	2 Seal, Dowty, $\frac{3}{4}$ "
10	013757	1 Valve, ball, $\frac{3}{4}$ " BSP
11	011210	2 Elbow, hose, $\frac{3}{4}$ " BSP x 1"
12	014827	AsReq Hose, LP, 1" bore
13	011915	1	. . Adaptor, $\frac{1}{4}$ " BSP x $\frac{1}{4}$ " BSP
NI	011150	1	. . . Seal, Dowty, $\frac{1}{4}$ "
14	011169	1	. . . Elbow, swivel, $\frac{1}{4}$ " BSP, F x F
15	011324	1 Hose assembly, $\frac{1}{4}$ " BSP x 360 mm long
16	027241	1	. TRANSMISSION VALVE ASSEMBLY Page F15
17	022616	1	. TANK ASSEMBLY, HYDRAULIC OIL Page F3
18	022724	1	. MOTOR, HYDRAULIC, HYDROSTATIC DRIVE Page F21
19	002001	2	. . Flange, split, 1" SAE
	011412	2	. . . Capscrew, skt hd, M12 x 40 mm long
	011069	2	. . . Bolt, hex hd, M12 x 40 mm long
20	002020	1	. . . Elbow, 1" SAE x $\frac{3}{4}$ " BSP
21	011196	1	. . . Elbow, 90° sweep, $\frac{3}{4}$ " BSP
22	012228	1 Stud, coupling adaptor, $\frac{3}{4}$ " BSP x $\frac{3}{4}$ " BSP, M x F
23	002001	2	. . Flange, split, 1" SAE
	011412	3	. . . Capscrew, skt hd, M12 x 40 mm long
	011069	1	. . . Bolt, hex hd, M12 x 40 mm long
24	002020	1	. . . Elbow, 1" SAE x $\frac{3}{4}$ " BSP
NI	013517	1 O-Ring
25	022722	1 Hose assembly, transmission, $\frac{3}{4}$ " SAE
26	011248	1	. . Adaptor M18 x $\frac{3}{8}$ " BSP
NI	011247	1	. . . Seal, Dowty, M18
27	011205	1	. . . Elbow, swivel, $\frac{3}{8}$ " BSP x $\frac{3}{8}$ " BSP, F x F
28	010930	1 Tail piece, hose, $\frac{3}{8}$ " BSP x $\frac{5}{8}$ "
29	011000	AsReq Hose, LP, $\frac{5}{8}$ " bore
30	011158	1	. . Adaptor, $\frac{1}{4}$ " BSP x $\frac{1}{4}$ " BSP
NI	011150	1	. . . Seal, Dowty, $\frac{1}{4}$ "
31	011169	1	. . . Elbow, swivel, $\frac{1}{4}$ " BSP x $\frac{1}{4}$ " BSP, F x F
32	011935	1 Adaptor, $\frac{1}{4}$ " BSP x M12, M x F
NI	011150	1 Seal, Dowty, $\frac{1}{4}$ "
33	013035	1 Coupling, pressure test point, M12
34	011090	1	. . Hose assembly, $\frac{1}{4}$ " BSP x 550 mm long

When ordering replacement parts, always give the machine's Serial Number and specify Part Number, Quantity & Description



LEGEND	
	Suction/High Pressure
	Case Drain
	Return Pressure
	Pilot Pressure

HYDRAULIC CIRCUIT COMPONENTS - HYDROSTATIC DRIVE

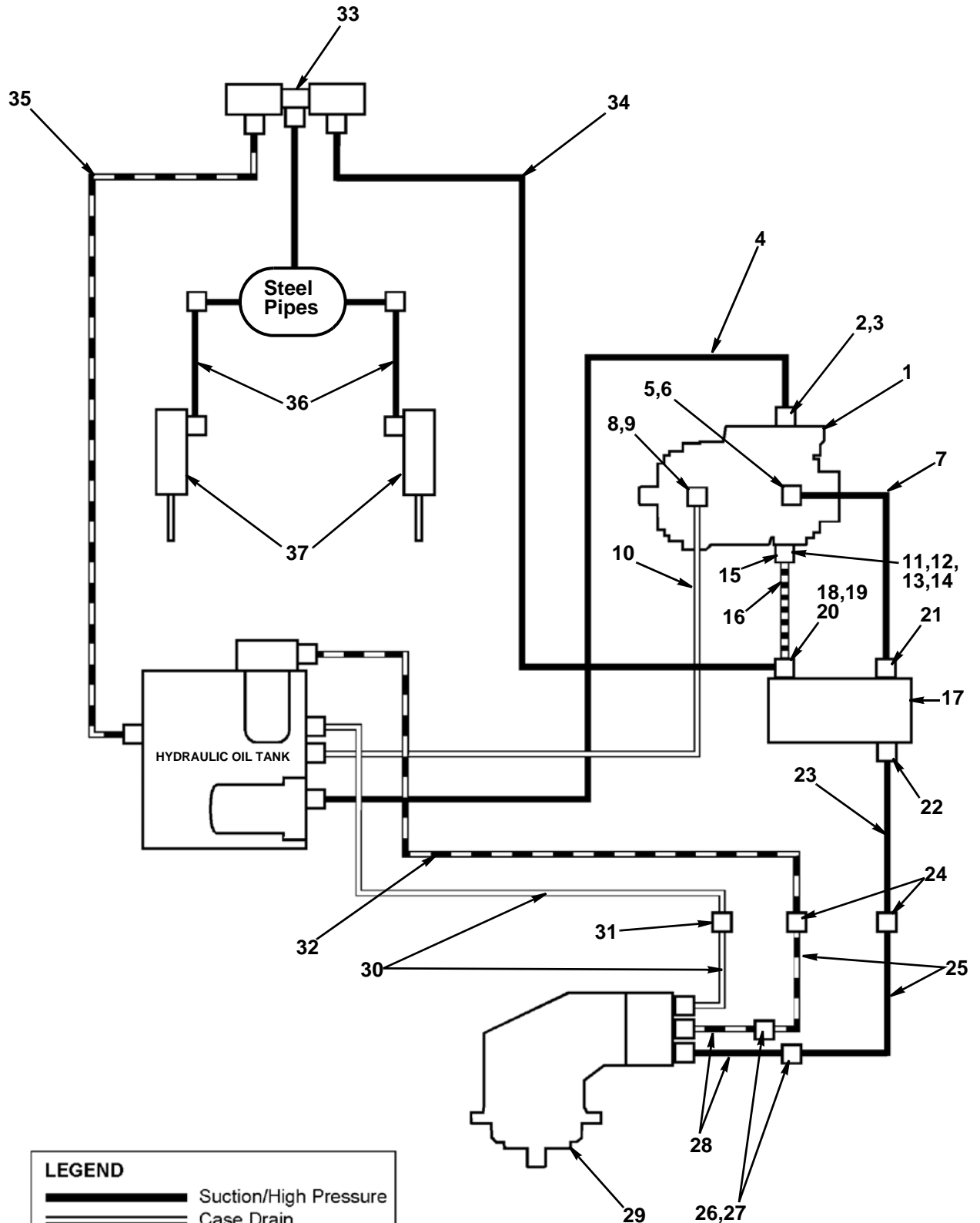
When ordering replacement parts, always give the machine's Serial Number and specify Part Number, Quantity & Description





Item	Part Number	Quantity	Description
HYDRAULIC CIRCUIT COMPONENTS - VARIABLE NOZZLE TILT & SUCTION FAN (STEEL PIPING)			
1	023620	1	. PUMP, HYDRAULIC, SUCTION FAN.....Page F23
1	026235	1	. PUMP, HYDRAULIC, SUCTION FAN(Magnum Unidrive).....Page F23
*2	011230	1	. . Flange, split, 1½" SAE
	011108	4	. . . Capscrew, skt hd, ½" UNC x 1½" long
*3	011231	1	. . Elbow, hose, 1½" SAE x 1"
*4	014827	AsReq	. . . Hose, LP, 1" bore (From Suction Filter in Hydraulic Tank)
*5	014104	1	. . Elbow, 1" SAE x ¾" BSP
	000045	4.	. . Capscrew, skt hd, ¾" UNC x 1½" long
	011406	4.	. . Washer, spring, ¾"
*6	002040	1	. . . Adaptor, reducing, 1" BSP x 5/8" BSP, M x M
NI	011156	1 Seal, Dowty, 1"
7	023640	1 Hose assy, 5/8" BSP, 5/8" bore Megaflex (Fan Pump/Fan Valve Blk)
*8	011226	1	. . Adaptor, 7/8" UNF x ½" BSP
NI	011218	1	. . . Seal, Dowty, M22
*9	011234	1	. . . Elbow, hose, 90° sweep, ½" BSP x 5/8"
10	011000	 Hose, low pressure, 5/8" bore (Fan Pump Case Drain)
11	011227	1	. . Adaptor, 7/16" UNF x ¼" BSP
NI	011215	1	. . . Seal, Dowty, M12
12	011169	1	. . . Elbow, swivel, ¼" BSP, F x F
13	002014	1 Adaptor, ¼" BSP, M x F
14	013036	1 Coupling, pressure test point, ¼" BSP
15	011227	1	. . Adaptor, 7/16" UNF x ¼" BSP
NI	011215	1	. . . Seal, Dowty, M12
16	011324	1	. . . Hose assembly, ¼" BSP x 360 mm long (Fan Pump/Fan V. Block)
17	022589	1	. VALVE BLOCK, FAN BOOST, SUCTION FANPage F15
	011017	2.	. Bolt, hex hd, M8 x 60 mm long
	011092	2.	. Washer, plain, 8 mm
	011073	2.	. Nut, hex, M8, Nyloc 7/16
NI	013036	1	. . Coupling, pressure test point, ¼" BSP
NI	011150	1	. . . Seal, Dowty, ¼"
18	011158	1	. . Adaptor, ¼" BSP x ¼" BSP
19	011171	1	. . . Elbow, swivel, ¼" BSP, M x F
20	002005	1 Tee, ¼" BSP, F x M x M
21	002041	1	. . Adaptor, reducing, ¾" BSP x 5/8" BSP, M x M
NI	011155	1	. . . Seal, Dowty, ¾"
22	002041	1	. . Adaptor, reducing, ¾" BSP x 5/8" BSP, M x M
NI	011155	1	. . . Seal, Dowty, ¾"
23	023641/023642	1	. . . Hose assy, 5/8" BSP, 5/8" x 2900 mm (7.5 Tonne only) or 3300 mm
24	002041	2 Adaptor, unequal, ¾" BSP x 5/8" BSP
25	023651	2	. . . Hose assembly, ¾" BSP x 2000 mm long
26	011196	2 Adaptor, bulkhead, ¾" BSP
27	011174	4 Elbow, swivel, ¾" BSP, M/M
28	023647	2	. . . Hose assembly, ¾" BSP x 730 mm long
29	025564	1	. Hydraulic motor assembly, suction fan, Merlin
29	025392	1	. Hydraulic motor assembly, suction fan, Magnum
30	010958	AsReq	. . Hose, ¾" bore, low pressure, fan motor case drain
31	011172	1	. . . Elbow, swivel, ¾" BSP
NI	002008	1	. . . Adaptor, bulhead, ¾" BSP
NI	010923	1	. . . Hose tail, ¾" BSP x ¾"
33	025003	1	. Valve assembly, variable nozzle tilt
34	011328	1	. . Hose assembly, ¼" BSP x 1780 mm long
35	010958	AsReq	. . Hose, ¾" bore, low pressure
36	010988	2	. . Hose assembly, ¼" BSP x 1473 mm long
37	024539	2	. . RAM, HYDRAULIC, NOZZLE TILTPage D17

When ordering replacement parts, always give the machine's Serial Number and specify Part Number, Quantity & Description



LEGEND

- Suction/High Pressure
- Case Drain
- Return Pressure
- Pilot Pressure

Lines not annotated are steel pipes, please refer to page F

**HYDRAULIC CIRCUIT COMPONENTS
SUCTION FAN & VARIABLE NOZZLE TILT**



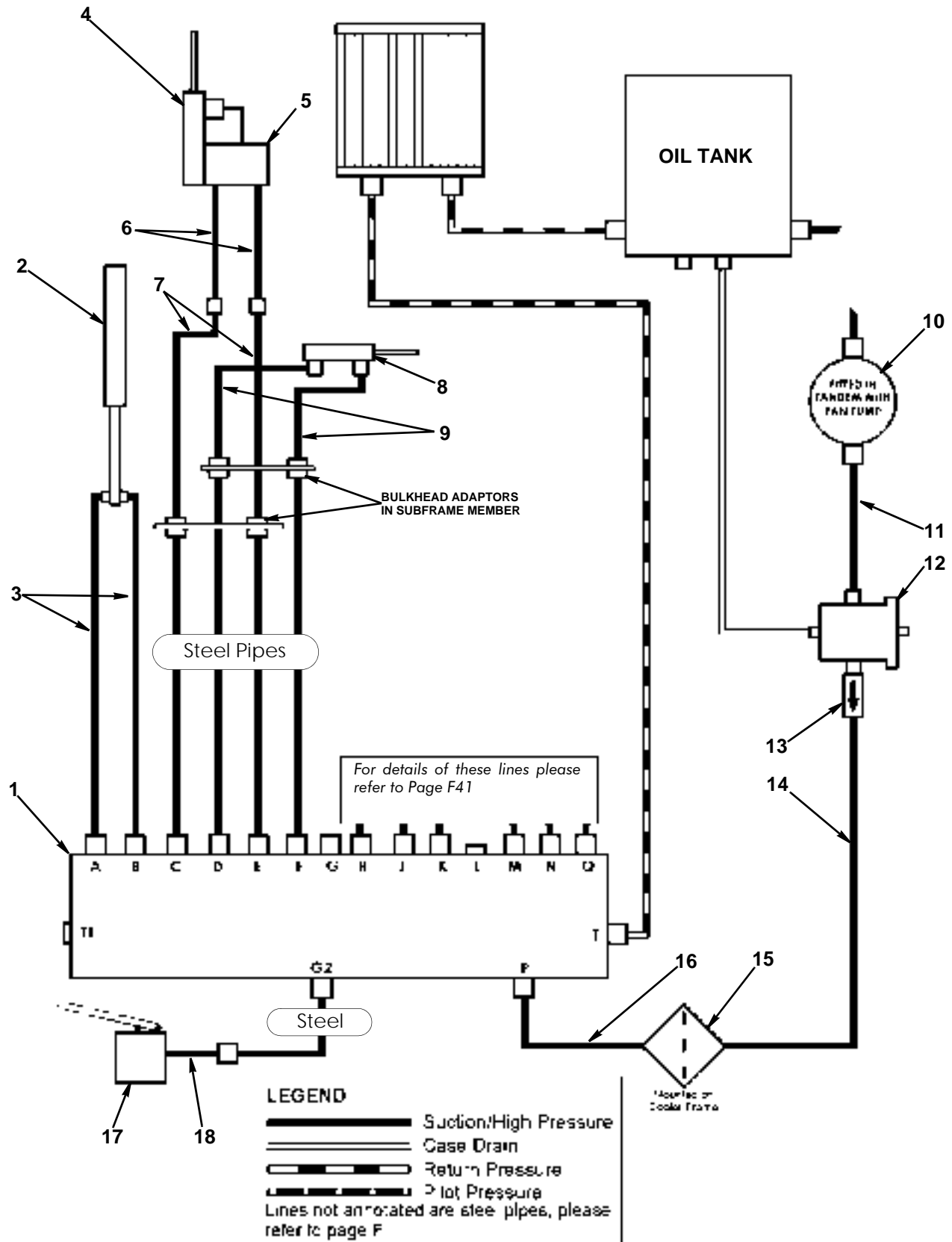
When ordering replacement parts, always give the machine's Serial Number and specify Part Number, Quantity & Description



<i>Item</i>	<i>Part Number</i>	<i>Quantity</i>	<i>Description</i>
HYDRAULIC CCT COMPON'TS - HOPPER & DOOR (STEEL PIPING)			
1	028400	1	. VALVE BLOCK, MAIN HYDRAULIC Page F9
2	024249	1	. RAM, TWO STAGE, HOPPER LIFT..... Page F29
NI	025078	1	. . Valve, hydraulic, load check (fitted to base of ram)
NI	025075	1	. . Valve, relief (fitted to top of ram)
NI	025076	1	. . . Adaptor, special
3	010987	2	. . Hose assembly, $\frac{1}{4}$ " BSP X 1660 mm long, ports A & B to hopper ram
4	022511	1	. RAM, HYDRAULIC, DOOR RAISE/LOWER Page F31
5	024844	1	. . Valve, check
6	011324	2	. . Hose assembly, $\frac{1}{4}$ " BSP x 360 mm long
7	001002	2	. . Hose assembly, $\frac{1}{4}$ " BSP x 3700 mm long, 90° swept end
8	022350	1	. RAM, DOOR LOCKING31
9	001059	2	. . Hose assembly, $\frac{1}{4}$ " BSP x 1100 mm
9	001060	2	. . Hose assembly, $\frac{1}{4}$ " BSP x 1020 mm
10	024592/024590	1	. PUMP, GEAR, HYDRAULIC17
11	011344	1	. . Hose assembly, $\frac{3}{8}$ " BSP x 2100 mm long
12	028752	1	. MOTOR, HYDRAULIC, COOLING FAN Page F27
13	011829	1	. . Valve, non-return, $\frac{3}{8}$ " BSP
14	011310	1	. . Hose assembly, $\frac{3}{8}$ " BSP x 300 mm long
15	025103	1	. FILTER, HIGH PRESSURE, HYDRAULIC OIL1
16	011310	1	. . Hose assembly, $\frac{3}{8}$ " BSP x 300 mm long
17	028307/023006	1	. PUMP/VALVE BLOCK, AUXILIARY HAND PUMP Page F19
18	011309	1	. . Hose assembly, $\frac{3}{8}$ " BSP x 432 mm long

NOTE:For details of steel piping used on current models please refer to Page F47

When ordering replacement parts, always give the machine's Serial Number and specify Part Number, Quantity & Description



**HYDRAULIC CIRCUIT COMPONENTS (STEEL PIPING)
HOPPER & DOOR**

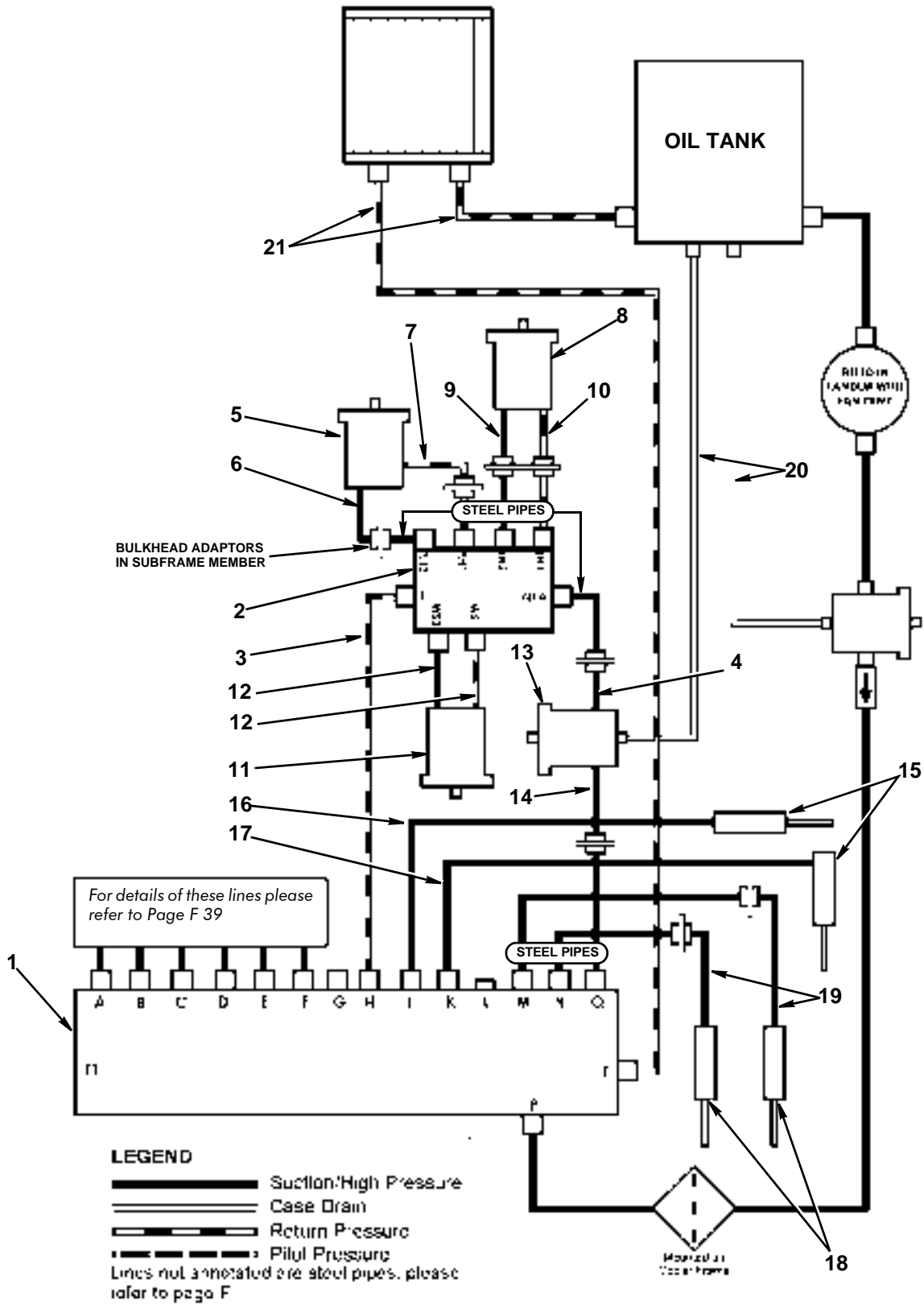
When ordering replacement parts, always give the machine's Serial Number and specify Part Number, Quantity & Description



<i>Item</i>	<i>Part Number</i>	<i>Quantity</i>	<i>Description</i>
HYDRAULIC CCT COMPONENTS (STEEL PIPING)			
BRUSHES & LP WATER PUMP - SINGLE GEAR PUMP INSTALLATION			
1	028400	1	. VALVE BLOCK, MAIN HYDRAULIC Page F9
2	024786	1	. VALVE BLOCK, BRUSH CONTROL Page F11
3	011310	1	. . Hose assembly, $\frac{3}{8}$ " BSP x 300 mm long (port T - Main VB port H)
4	011310	1	. . Hose assembly, $\frac{3}{8}$ " BSP x 300 mm long (to LP water pump motor)
5	010749	1	. MOTOR, HYDRAULIC, RH SIDE BRUSH..... Page D7
6	001023	1	. . Hose assembly, $\frac{3}{8}$ " BSP x 710 mm long
7	001042	1	. . Hose assembly, $\frac{3}{8}$ " BSP x 680 mm long
8	010749	1	. MOTOR, HYDRAULIC, LH SIDE BRUSH Page D7
9	001023	1	. . Hose assembly, $\frac{3}{8}$ " BSP x 710 mm long
10	001042	1	. . Hose assembly, $\frac{3}{8}$ " BSP x 680 mm long
11	010566	1	. MOTOR, HYDRAULIC, WIDE-SWEEP BRUSH Page D13
12	011305	2	. . Hose assembly, $\frac{3}{8}$ " BSP x 1500 mm long
13	013527	1	. MOTOR, HYDRAULIC, LP WATER PUMP Page F25
14	011310	1	. . Hose assembly, $\frac{3}{8}$ " BSP x 300 mm long (LP w/pump - Main VB port Q)
15	024539	2	. RAM, HYDRAULIC, WIDE SWEEP SLEW..... Page D13
16	010985	1	. . Hose assembly, $\frac{1}{4}$ " BSP x 2150 mm long (to LH ram)
17	001037	1	. . Hose assembly, $\frac{1}{4}$ " BSP x 2650 mm long (to RH ram)
18	024539	2	. RAM, HYDRAULIC, SIDE BRUSH LIFT/LOWER..... Page D7
19	010991	1	. . Hose assembly, $\frac{1}{4}$ " BSP x 550 mm long
20	010958	AsReq	. Hose, low pressure, $\frac{3}{8}$ " bore, case drain lines
21	011000	AsReq	. Hose, low pressure, $\frac{5}{8}$ " bore, tank/cooler return lines

NOTE:For details of steel piping used on current models please refer to Page F47

When ordering replacement parts, always give the machine's Serial Number and specify Part Number, Quantity & Description



**HYDRAULIC CIRCUIT COMPONENTS (STEEL PIPING)
BRUSHES & LP WATER PUMP - SINGLE GEAR PUMP INSTALLATION**

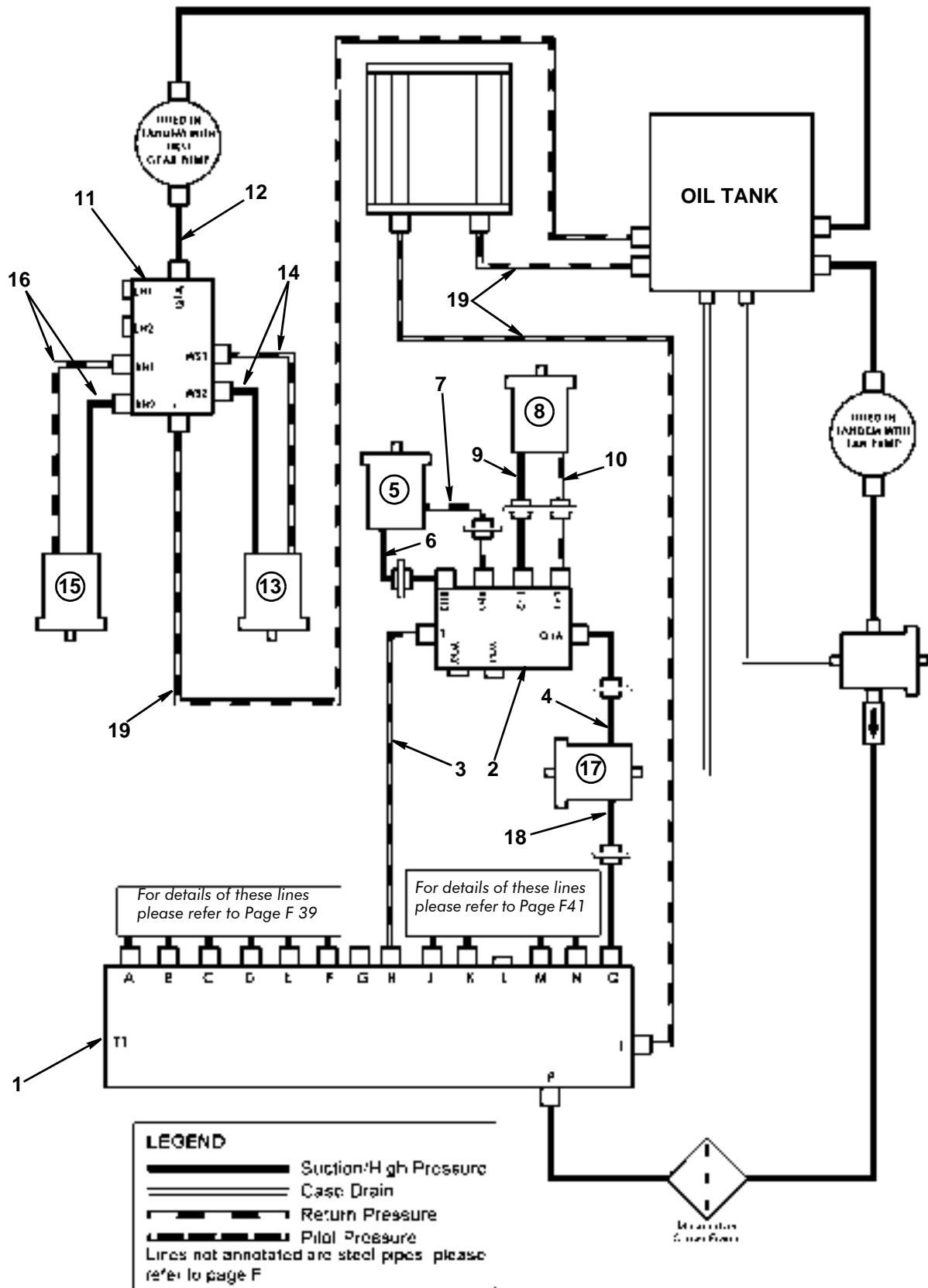
When ordering replacement parts, always give the machine's Serial Number and specify Part Number, Quantity & Description



<i>Item</i>	<i>Part Number</i>	<i>Quantity</i>	<i>Description</i>
HYDRAULIC CCT COMP'S (STEEL PIPING) BRUSHES & HP WATER PUMP - DOUBLE GEAR PUMP INSTALLATION			
1	028400	1	. VALVE BLOCK, MAIN HYDRAULIC Page F9
2	024786	1	. VALVE BLOCK, BRUSH & LP WATER CONTROL Page F11
3	011310	1	. . Hose assembly, $\frac{3}{8}$ " BSP x 300 mm long (port T - Main VB port H)
4	011310	1	. . Hose assembly, $\frac{3}{8}$ " BSP x 300 mm long (to LP water pump motor)
5	010749	1	. MOTOR, HYDRAULIC, RH SIDE BRUSH Page D7
6	001023	1	. . Hose assembly, $\frac{3}{8}$ " BSP x 710 mm long
7	001042	1	. . Hose assembly, $\frac{3}{8}$ " BSP x 680 mm long
8	010749	1	. MOTOR, HYDRAULIC, LH SIDE BRUSH Page D7
9	001023	1	. . Hose assembly, $\frac{3}{8}$ " BSP x 710 mm long
10	001042	1	. . Hose assembly, $\frac{3}{8}$ " BSP x 680 mm long
11	024786	1	. VALVE BLOCK, BRUSH & HP WATER CONTROL Page F11
12	001009	1	. . Hose assembly, $\frac{3}{8}$ " BSP x 2200 mm long (Gear pump 2 - Port Q1A)
13	010566	1	. MOTOR, HYDRAULIC, WIDE-SWEEP BRUSH Page D13
14	011305	2	. . Hose assembly, $\frac{3}{8}$ " BSP x 1500 mm long
15	023196	1	. MOTOR, HYDRAULIC, 30 l/min HP WATER PUMP Page F25
15	013527	1	. MOTOR, HYDRAULIC, 42 l/min HV WATER PUMP Page F25
15	022769	1	. MOTOR, HYDRAULIC, 50 l/min HV WATER PUMP Page F25
16	011344	2	. . Hose assembly, $\frac{3}{8}$ " BSP x 2100 mm long (where no steel pipes used)
16	011310	2	. . Hose assembly, $\frac{3}{8}$ " BSP x 300 mm long (where steel pipes are used)
17	013257	1	. MOTOR, HYDRAULIC, LP WATER PUMP Page F25
18	011310	1	. . Hose assembly, $\frac{3}{8}$ " BSP x 300 mm long (LP w/pump - Main VB port Q)
19	011000	AsReq	. Hose, low pressure, $\frac{5}{8}$ " bore, tank/cooler return lines

NOTE:For details of steel piping used on current models please refer to 47

When ordering replacement parts, always give the machine's Serial Number and specify Part Number, Quantity & Description



When ordering replacement parts, always give the machine's Serial Number and specify Part Number, Quantity & Description



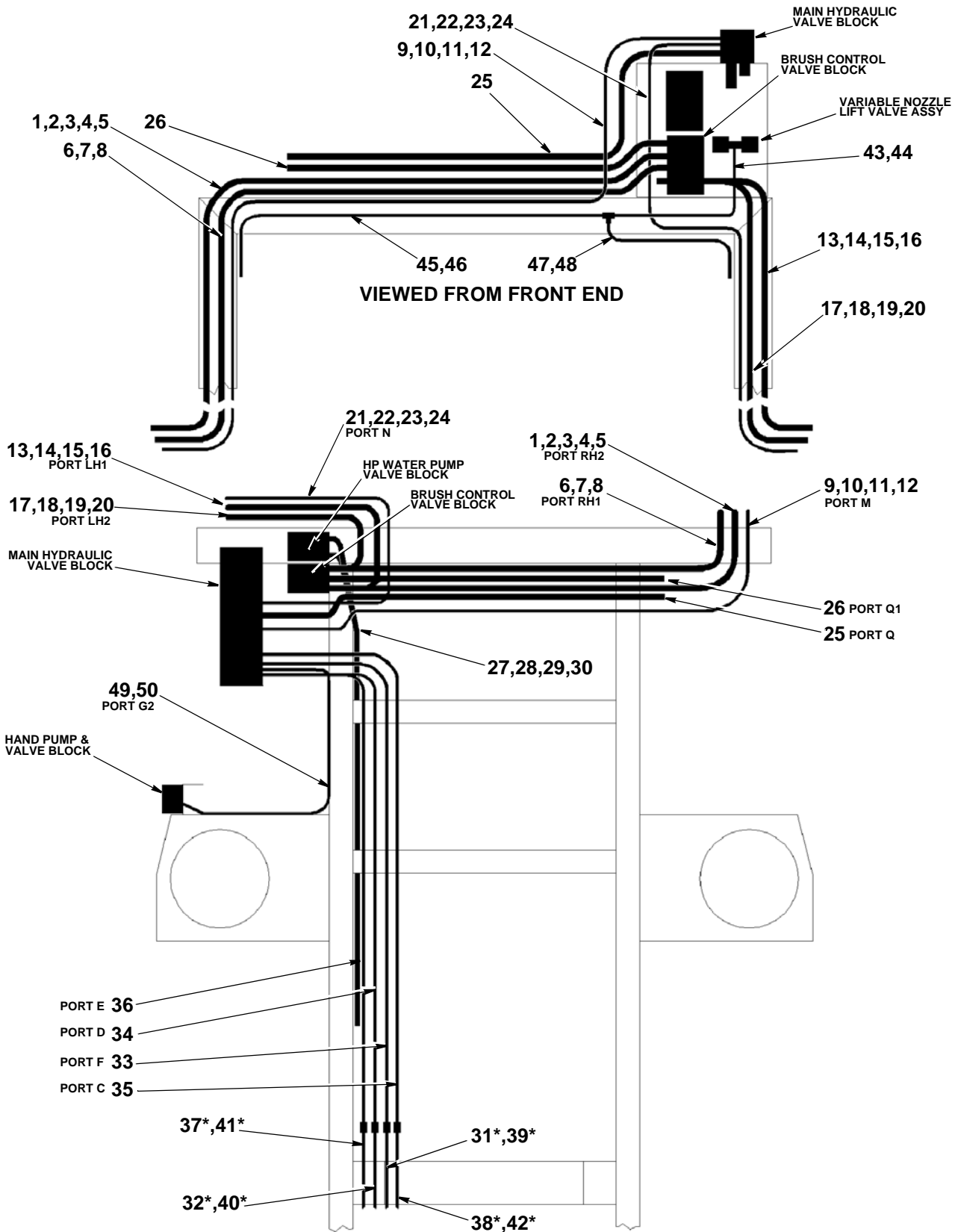
Item	Part Number	Quantity	Description
HYDRAULIC SYSTEM - STEEL PIPES ARRANGEMENT			
1	025051	1	. Pipe, steel, RH s/brush feed, 12 mm x 2450 mm, Merlin
2	025018	1	. Pipe, steel, RH s/brush feed, 12 mm x 2400 mm, Merlin Midlum
3	025017	1	. Pipe, steel, RH s/brush feed, 12 mm x 2600 mm, Magnum
4	025134	1	. Pipe, steel, RH s/brush feed, 12 mm x 2830 mm, 8000
5	025135	1	. Pipe, steel, RH s/brush feed, 12 mm x 2870 mm, 8000
6	025052	1	. Pipe, steel, RH s/brush return, 12 mm x 2400 mm, Merlin
7	025019	1	. Pipe, steel, RH s/brush return, 12 mm x 2400 mm, Merlin Midlum
8	025016	1	. Pipe, steel, RH s/brush return, 12 mm x 2600 mm, Magnum
9	025060	1	. Pipe, steel, RH s/brush lift, 6 mm x 2730 mm, Merlin
10	025021	1	. Pipe, steel, RH s/brush lift, 6 mm x 2830 mm, Merlin Midlum
11	025131	1	. Pipe, steel, RH s/brush lift, 6 mm x 3020 mm, Magnum
12	025168	1	. Pipe, steel, RH s/brush lift, 6 mm x 3000 mm, 8000
13	025048	1	. Pipe, steel, LH s/brush feed, 12 mm x 1100 mm, Merlin
14	025023	1	. Pipe, steel, LH s/brush feed, 12 mm x 1100 mm, Merlin Midlum
15	025161	1	. Pipe, steel, LH s/brush feed, 12 mm x 1600 mm, Magnum
16	025133	1	. Pipe, steel, LH s/brush feed, 12 mm x 1600 mm, 8000
17	025047	1	. Pipe, steel, LH s/brush return, 12 mm x 1400 mm, Merlin
18	025022	1	. Pipe, steel, LH s/brush return, 12 mm x 1400 mm, Merlin Midlum
19	025165	1	. Pipe, steel, LH s/brush return, 12 mm x 1700 mm, Magnum
20	025132	1	. Pipe, steel, LH s/brush return, 12 mm x 1580 mm, 8000
21	025059	1	. Pipe, steel, LH s/brush lift, 6 mm x 1830 mm, Merlin
22	025020	1	. Pipe, steel, LH s/brush lift, 6 mm x 1830 mm, Merlin Midlum
23	025130	1	. Pipe, steel, LH s/brush lift, 6 mm x 1935 mm, Magnum
24	025136	1	. Pipe, steel, LH s/brush lift, 6 mm x 2220 mm, 8000
25	025050	1	. Pipe, steel, L/P pump feed, 12 mm x 1560 mm, All Merlin + Magnum
26	025049	1	. Pipe, steel, L/P pump return, 12 mm x 1245 mm, All Merlin + Magnum
27	025056	1	. Pipe, steel, H/P pump feed, 12 mm x 1830 mm, All Merlin single sweep
28	025053	1	. Pipe, steel, H/P pump feed, 12 mm x 1570 mm, All Merlin dual sweep
29	025055	1	. Pipe, steel, H/P pump return, 12 mm x 1575 mm, All Merlin single sweep
30	025054	1	. Pipe, steel, H/P pump ret'n, 12 mm x 1530 mm, All Merlin dual sweep
31	025015	1	. Pipe, steel, unlock* (LH lower bulkhead fitting) 6 mm x 623 mm, Merlin
32	025014	1	. Pipe, steel, lock* (LH upper bulkhead fitting) 6 mm x 549 mm, All Merlin
33	025180	1	. Pipe, steel, door unlock Port F , 6 mm x 2273 mm, All Merlin + Magnum
34	025179	1	. Pipe, steel, door lock Port D , 6 mm x 2192 mm, All Merlin + Magnum
35	025175	1	. Pipe, steel, door close Port C , 6 mm x 2322 mm, All Merlin + Magnum
36	025178	1	. Pipe, steel, door open Port E , 6 mm x 2154 mm, All Merlin + Magnum
37	025013	1	. Pipe, steel, door open* (RH lower bulkhead fitting) 6 x 1200 mm, Merlin
38	025012	1	. Pipe, steel, door close* (RH top bulkhead fitting) 6 x 1200 mm, Merlin
39	025066	1	. Pipe, steel, unlock* (RH lower bulkhead fitting) 6 x 1200 mm, Midlum
40	025065	1	. Pipe, steel, lock* (RH upper bulkhead fitting) 6 mm x 1200 mm, Midlum
41	025127	1	. Pipe, steel, door open* 6 mm x 880 mm, Magnum
42	025128	1	. Pipe, steel, door close* 6 mm x 880 mm, Magnum
43	025124	1	. Pipe, steel, variable-tilt, valve - tee, 6 mm x 325 mm, All Merlin
44	025138	1	. Pipe, steel, variable-tilt, valve - tee, 6 mm x 490 mm, 8000
45	025126	1	. Pipe, steel, variable-tilt, tee - RH nozzle, 6 mm x 1595 mm, All Merlin
46	025137	1	. Pipe, steel, variable-tilt, tee - RH nozzle, 6 mm x 1970 mm, 8000
47	025125	1	. Pipe, steel, variable-tilt, tee - LH nozzle, 6 mm x 500 mm, All Merlin
48	025139	1	. Pipe, steel, variable-tilt, tee - LH nozzle, 6 mm x 500 mm, 8000
49	025194	1	. Pipe, steel, hand-pump feed, 6 mm x 1530 mm, All Merlin
50	025129	1	. Pipe, steel, hand-pump feed, 6 mm x 1630 mm, Magnum

IMPORTANT NOTE

Where Merlin appears in the foregoing parts list, the application also includes, for France only, Major 3001 & 5001 or Maxim 3501 & 5501.

Where Magnum appears in the foregoing parts list, the application also includes, for France only, Major 7001 or Maxim 7501.

When ordering replacement parts, always give the machine's Serial Number and specify Part Number, Quantity & Description



* Alternative tail pipes according to chassis and/or options please refer to Parts Dept.

When ordering replacement parts, always give the machine's Serial Number and specify Part Number, Quantity & Description



<i>Item</i>	<i>Part Number</i>	<i>Quantity</i>	<i>Description</i>
CLAMPS FOR STEEL PIPING			
NI	027980	AsReq	Clamp block, single, 6 mm
NI	027981	AsReq	Clamp block, single, 12 mm
NI	027982	AsReq	Clamp block, single, 25 mm
NI	027983	AsReq	Clamp block, double, 6 mm x 6 mm
NI	027984	AsReq	Clamp block, double, 12 mm x 12 mm
NI	027985	AsReq	Clamp block, double, 6 mm x 12 mm
NI	027986	AsReq	Clamp block, double, 12 mm x 14 mm
NI	027987	AsReq	Clamp block, double, 17.2 mm x 17.2 mm
NI	027988	AsReq	Clamp block, double, 18 mm x 18 mm
NI	027989	AsReq	Top plate 2-hole, small
NI	027990	AsReq	Top plate 2-hole, large
NI	027991	AsReq	Bottom plate 2-hole, small
NI	027992	AsReq	Bottom plate 2-hole, large
NI	027993	AsReq	Bottom plate 1-hole, small
NI	027994	AsReq	Bottom plate 1-hole, medium
NI	027995	AsReq	Bottom plate 2-hole, large
NI	027996	AsReq	Top plate 1-hole, small
NI	027997	AsReq	Top plate 1-hole, medium
NI	027998	AsReq	Top plate 1-hole, large

When ordering replacement parts, always give the machine's Serial Number and specify Part Number, Quantity & Description

**Table 1: HOSE LIST BY PART NUMBER**

PART NUMBER	DESCRIPTION
001000	$\frac{5}{8}$ " BSP x 2700mm long $\frac{3}{4}$ " ends
001001	$\frac{5}{8}$ " BSP x 1300 mm long, straight x 45° elbow $\frac{3}{4}$ " BSP
001002	$\frac{1}{4}$ " BSP x 3700 mm long
001004	$\frac{5}{8}$ " x 1300 mm long $\frac{3}{4}$ " BSP ends
001005	$\frac{3}{8}$ " BSP x 2550 mm long
001006	$\frac{1}{4}$ " BSP x 200 mm long
001007	$\frac{3}{8}$ " BSP x 850 mm long
001008	$\frac{3}{8}$ " BSP x 650 mm long
001009	$\frac{3}{8}$ " BSP x 2200 mm long
001010	$\frac{3}{8}$ " BSP x 4500 mm long
001011	$\frac{5}{8}$ " BSP x 1100 mm long $\frac{3}{4}$ " BSP ends
001012	$\frac{1}{2}$ " BSP x 2900 mm long
001017	$\frac{3}{8}$ " BSP x 1000 mm long
001018	$\frac{3}{8}$ " BSP x 3010 mm long
001019	$\frac{3}{8}$ " BSP x 820 mm long
001020	$\frac{3}{8}$ " BSP x 2680 mm long
001021	$\frac{3}{8}$ " BSP x 2780 mm long
001022	$\frac{3}{8}$ " BSP x 770 mm long
001023	$\frac{3}{8}$ " BSP x 710 mm long
001024	$\frac{1}{4}$ " BSP x 770 mm long
001025	$\frac{3}{4}$ " BSP x 3250 mm long 1" BSP ends
001026	$\frac{1}{4}$ " BSP x 3790 mm long
001027	$\frac{1}{4}$ " BSP x 1270 mm long
001028	$\frac{1}{4}$ " BSP x 1900 mm long
001029	$\frac{3}{4}$ " BSP x 3900 mm long 1" BSP ends
001030	$\frac{5}{8}$ " BSP x 3600 mm long, straight x 45° elbow $\frac{3}{4}$ " BSP
001031	$\frac{1}{4}$ " BSP x 4600 mm long

When ordering replacement parts, always give the machine's Serial Number and specify Part Number, Quantity & Description



Table 1: HOSE LIST BY PART NUMBER

PART NUMBER	DESCRIPTION
001032	$\frac{3}{8}$ " BSP x 1900 mm long
001033	$\frac{1}{4}$ " BSP x 3200 mm long
001034	$\frac{3}{4}$ " BSP x 4400 mm long 1" BSP ends
001037	$\frac{1}{4}$ " BSP x 2650 mm long
001038	$\frac{3}{4}$ " BSP x 3600 mm long 1" BSP ends
001040	$\frac{3}{8}$ " BSP x 4500 mm long $\frac{3}{8}$ " BSP ends
001041	$\frac{3}{4}$ " BSP x 3250 mm long
001042	$\frac{3}{8}$ " BSP x 680 mm long
001043	$\frac{3}{4}$ " BSP x 3600 mm long $\frac{3}{4}$ " BSP ends
001044	$\frac{3}{8}$ " BSP x 2300 mm long
001047	$\frac{1}{4}$ " BSP x 3550 mm long
001048	$\frac{1}{4}$ " BSP x 4250 mm long
001049	$\frac{3}{4}$ " BSP x 800 mm long
001050	$\frac{3}{4}$ " BSP x 1000 mm long
001051	$\frac{3}{4}$ " BSP x 1200 mm long
001058	$\frac{1}{2}$ " BSP x 3500 mm long
001059	6 mm x 1100 mm long, straight x 90° elbow $\frac{1}{4}$ " BSP
001060	6 mm x 1020 mm long, straight x 90° elbow $\frac{1}{4}$ " BSP
001061	$\frac{1}{4}$ " BSP x 4100 mm long, straight x 90° elbow
001062	$\frac{1}{4}$ " BSP x 850 mm long
002006	$\frac{5}{8}$ " BSP x 800 mm long, straight x 45° elbow $\frac{3}{4}$ " BSP
002090	$\frac{3}{8}$ " BSP x 730 mm long, straight x 90° elbow
002091	$\frac{3}{8}$ " BSP x 700 mm long, straight x 90° elbow
002092	$\frac{3}{8}$ " BSP x 340 mm long, straight x 90° elbow
002093	$\frac{1}{4}$ " BSP x 570 mm long, straight x 90° elbow
002094	$\frac{3}{4}$ " BSP x 620 mm long, straight x 90° elbow
002095	$\frac{3}{4}$ " BSP x 760 mm long, straight x 90° elbow

When ordering replacement parts, always give the machine's Serial Number and specify Part Number, Quantity & Description

**Table 1: HOSE LIST BY PART NUMBER**

PART NUMBER	DESCRIPTION
010970	$\frac{1}{2}$ " BSP x 460 mm long
010971	$\frac{1}{2}$ " BSP x 560 mm long
010972	$\frac{1}{2}$ " BSP x 1397 mm long
010973	$\frac{1}{2}$ " BSP x 1473 mm long
010974	$\frac{1}{2}$ " BSP x 1575 mm long
010975	$\frac{1}{2}$ " BSP x 1780 mm long
010976	$\frac{1}{2}$ " BSP x 2057 mm long
010977	$\frac{1}{2}$ " BSP x 5765 mm long
010980	$\frac{1}{4}$ " BSP x 432 mm long
010981	$\frac{1}{4}$ " BSP x 711 mm long
010982	$\frac{1}{4}$ " BSP x 1168 mm long
010983	$\frac{1}{4}$ " BSP x 1600 mm long
010984	$\frac{1}{4}$ " BSP x 2972 mm long
010985	$\frac{1}{4}$ " BSP x 2150 mm long
010986	$\frac{1}{4}$ " BSP x 2000 mm long
010987	$\frac{1}{4}$ " BSP x 1660 mm long
010988	$\frac{1}{4}$ " BSP x 1473 mm long
010989	$\frac{1}{4}$ " BSP x 722 mm long
010990	$\frac{1}{4}$ " BSP x 600 mm long
010991	$\frac{1}{4}$ " BSP x 550 mm long
010992	$\frac{1}{2}$ " BSP x 711 mm long
010993	$\frac{1}{2}$ " BSP x 2845 mm long
010994	$\frac{1}{2}$ " BSP x 1270 mm long
010995	$\frac{1}{2}$ " BSP x 1065 mm long
010996	$\frac{1}{2}$ " BSP x 915 mm long
011300	$\frac{3}{8}$ " BSP x 3560 mm long
011301	$\frac{3}{8}$ " BSP x 3250 mm long

When ordering replacement parts, always give the machine's Serial Number and specify Part Number, Quantity & Description



Table 1: HOSE LIST BY PART NUMBER

PART NUMBER	DESCRIPTION
011302	$\frac{3}{8}$ " BSP x 2972 mm long
011303	$\frac{3}{8}$ " BSP x 1920 mm long
011304	$\frac{3}{8}$ " BSP x 1750 mm long
011305	$\frac{3}{8}$ " BSP x 1500 mm long
011306	$\frac{3}{8}$ " BSP x 1400 mm long
011307	$\frac{3}{8}$ " BSP x 1300 mm long
011308	$\frac{3}{8}$ " BSP x 500 mm long
011309	$\frac{3}{8}$ " BSP x 432 mm long
011310	$\frac{3}{8}$ " BSP x 300 mm long
011311	$\frac{3}{8}$ " BSP x 1100 mm long
011313	$\frac{1}{2}$ " BSP x 1830 mm long
011314	$\frac{1}{2}$ " BSP x 1625 mm long
011315	$\frac{1}{2}$ " BSP x 3150 mm long
011316	$\frac{1}{2}$ " BSP x 4826 mm long
011317	$\frac{1}{4}$ " BSP x 295 mm long
011318	$\frac{1}{4}$ " BSP x 240 mm long
011319	$\frac{5}{8}$ " x 430 mm long $\frac{3}{4}$ " BSP ends
011320	$\frac{3}{4}$ " x 890 mm long 1" BSP ends
011322	$\frac{1}{4}$ " BSP x 420 mm long
011323	$\frac{1}{4}$ " BSP x 1020 mm long
011324	$\frac{1}{4}$ " BSP x 360 mm long
011325	$\frac{1}{4}$ " BSP x 2200 mm long
011326	$\frac{1}{4}$ " BSP x 2440 mm long
011327	$\frac{1}{4}$ " BSP x 2820 mm long
011328	$\frac{1}{4}$ " BSP x 1780 mm long
011329	$\frac{1}{4}$ " BSP x 1200 mm long
011330	$\frac{3}{8}$ " BSP x 1620 mm long

When ordering replacement parts, always give the machine's Serial Number and specify Part Number, Quantity & Description

**Table 1: HOSE LIST BY PART NUMBER**

PART NUMBER	DESCRIPTION
011331	$\frac{3}{8}$ " BSP x 2500 mm long
011332	$\frac{3}{8}$ " BSP x 3430 mm long
011333	$\frac{3}{8}$ " BSP x 2030 mm long
011336	$\frac{3}{8}$ " BSP x 1620 mm long
011337	$\frac{1}{4}$ " BSP x 1100 mm long
011338	$\frac{1}{4}$ " BSP x 3060 mm long
011339	$\frac{1}{4}$ " BSP x 3130 mm long
011340	$\frac{1}{4}$ " BSP x 3000 mm long
011341	$\frac{3}{8}$ " BSP x 1840 mm long
011342	$\frac{3}{8}$ " BSP x 2540 mm long
011343	$\frac{3}{8}$ " BSP x 4000 mm long
011344	$\frac{3}{8}$ " BSP x 2100 mm long
011731	$\frac{5}{8}$ " x 4343 mm long, straight x 45° elbow $\frac{3}{4}$ " BSP ends
011732	1" BSP x 3900 mm long, straight x 45° elbow
011733	$\frac{5}{8}$ " x 508 mm long $\frac{3}{4}$ " BSP ends
012586	$\frac{3}{4}$ " x 3500 mm long 1" BSP ends
013005	$\frac{5}{8}$ " x 680 mm long $\frac{3}{4}$ " BSP ends
013027	$\frac{3}{4}$ " x 950 mm long 1" BSP ends
013037	$\frac{3}{4}$ " BSP x 2650 mm long 1" BSP ends
013095	$\frac{5}{8}$ " x 2770 mm long $\frac{3}{4}$ " BSP ends
013096	$\frac{5}{8}$ " x 3500 mm long $\frac{3}{4}$ " BSP ends
013097	$\frac{3}{4}$ " x 1900 mm long 1" BSP ends
013098	$\frac{3}{4}$ " x 205 mm long 1" BSP ends
013131	$\frac{3}{4}$ " x 2460 mm long 1" BSP ends
013183	$\frac{5}{8}$ " x 2910 mm long $\frac{3}{4}$ " BSP ends
013184	$\frac{5}{8}$ " x 3400 mm long, str't x 45° elbow $\frac{3}{4}$ " BSP ends
013219	$\frac{3}{4}$ " x 790 mm long 1" BSP ends



When ordering replacement parts, always give the machine's Serial Number and specify Part Number, Quantity & Description



Table 1: HOSE LIST BY PART NUMBER

PART NUMBER	DESCRIPTION
014097	$\frac{3}{4}$ " x 2800 mm long 1" BSP ends
014098	$\frac{5}{8}$ " x 2800 mm long $\frac{3}{4}$ " BSP ends
014099	$\frac{3}{4}$ " x 2700 mm long 1" BSP ends
014101	$\frac{5}{8}$ " x 2900 mm long $\frac{3}{4}$ " BSP ends
014157	$\frac{5}{8}$ " x 2230 mm long $\frac{3}{4}$ " BSP ends
014158	$\frac{5}{8}$ " x 2540 mm long $\frac{3}{4}$ " BSP ends
014159	$\frac{5}{8}$ " x 1450 mm long $\frac{3}{4}$ " BSP ends
022700	$\frac{3}{4}$ " SAE BSP x 1000 mm long
022722	$\frac{3}{4}$ " SAE BSP x 600 mm long
022731	$\frac{3}{4}$ " BSP x 550 mm long
022762	51 mm bore, cuffed ends (Unidrive oil tank - manifold)
023640	$\frac{5}{8}$ " BSP x 660 mm long, straight x 90°
023641	$\frac{5}{8}$ " BSP x 2900 mm long, straight x 90°
023642	$\frac{5}{8}$ " BSP x 3300 mm long, straight x 90°
023643	$\frac{5}{8}$ " BSP x 3100 mm long
023644	$\frac{5}{8}$ " x 730 mm long, $\frac{3}{4}$ " BSP x $\frac{1}{2}$ " BSP x 90° elbows
023645	$\frac{5}{8}$ " BSP x 1250 mm long, straight x 90°
023646	$\frac{5}{8}$ " BSP x 1400 mm long, straight x 90°
023647	$\frac{3}{4}$ " BSP x 730 mm long, straight x 90°
023648	$\frac{3}{4}$ " BSP x 2900 mm long, straight x 90°
023649	$\frac{3}{4}$ " BSP x 600 mm long, straight x 90°
023651	$\frac{3}{4}$ " BSP x 2000 mm long
023652	$\frac{5}{8}$ " x 800 mm long, straight x 90° $\frac{3}{4}$ " BSP ends
023653	$\frac{5}{8}$ " x 1600 mm long, straight x 90° $\frac{3}{4}$ " BSP ends
023654	$\frac{5}{8}$ " x 1400 mm long, straight x 90° $\frac{3}{4}$ " ends
023741	$\frac{1}{4}$ " BSP x 500 mm long, $\frac{1}{4}$ " BSP str x 8 mm stpipe
025555	$\frac{3}{4}$ " BSP x 600 mm long

When ordering replacement parts, always give the machine's Serial Number and specify Part Number, Quantity & Description



Table 1: HOSE LIST BY PART NUMBER

PART NUMBER	DESCRIPTION
025556	3/4" BSP x 1650 mm long

Table 2: HOSE LIST BY DESCRIPTION

PART NUMBER	DESCRIPTION
011323	1/4" BSP x 1020 mm long
011337	1/4" BSP x 1100 mm long
010982	1/4" BSP x 1168 mm long
011329	1/4" BSP x 1200 mm long
001027	1/4" BSP x 1270 mm long
010988	1/4" BSP x 1473 mm long
010983	1/4" BSP x 1600 mm long
010987	1/4" BSP x 1660 mm long
011328	1/4" BSP x 1780 mm long
001028	1/4" BSP x 1900 mm long
001006	1/4" BSP x 200 mm long
010986	1/4" BSP x 2000 mm long
010985	1/4" BSP x 2150 mm long
011325	1/4" BSP x 2200 mm long
011318	1/4" BSP x 240 mm long
011326	1/4" BSP x 2440 mm long
001037	1/4" BSP x 2650 mm long
011327	1/4" BSP x 2820 mm long
011317	1/4" BSP x 295 mm long
010984	1/4" BSP x 2972 mm long
011340	1/4" BSP x 3000 mm long
011338	1/4" BSP x 3060 mm long
011339	1/4" BSP x 3130 mm long



When ordering replacement parts, always give the machine's Serial Number and specify Part Number, Quantity & Description



Table 2: HOSE LIST BY DESCRIPTION

PART NUMBER	DESCRIPTION
001033	1/4" BSP x 3200 mm long
001047	1/4" BSP x 3550 mm long
011324	1/4" BSP x 360 mm long
001002	1/4" BSP x 3700 mm long
001026	1/4" BSP x 3790 mm long
001061	1/4" BSP x 4100 mm long, straight x 90° elbow
011322	1/4" BSP x 420 mm long
001048	1/4" BSP x 4250 mm long
010980	1/4" BSP x 432 mm long
001031	1/4" BSP x 4600 mm long
023741	1/4" BSP x 500 mm long, 1/4" BSP str x 8 mm stpipe
010991	1/4" BSP x 550 mm long
002093	1/4" BSP x 570 mm long, straight x 90° elbow
010990	1/4" BSP x 600 mm long
010981	1/4" BSP x 711 mm long
010989	1/4" BSP x 722 mm long
001024	1/4" BSP x 770 mm long
001062	1/4" BSP x 850 mm long
002092	3/8" BSP x 340 mm long, straight x 90° elbow
002091	3/8" BSP x 700 mm long, straight x 90° elbow
002090	3/8" BSP x 730 mm long, straight x 90° elbow
001017	3/8" BSP x 1000 mm long
011311	3/8" BSP x 1100 mm long
011307	3/8" BSP x 1300 mm long
011306	3/8" BSP x 1400 mm long
011305	3/8" BSP x 1500 mm long
011330	3/8" BSP x 1620 mm long

When ordering replacement parts, always give the machine's Serial Number and specify Part Number, Quantity & Description

**Table 2: HOSE LIST BY DESCRIPTION**

PART NUMBER	DESCRIPTION
011336	$\frac{3}{8}$ " BSP x 1620 mm long
011304	$\frac{3}{8}$ " BSP x 1750 mm long
011341	$\frac{3}{8}$ " BSP x 1840 mm long
001032	$\frac{3}{8}$ " BSP x 1900 mm long
011303	$\frac{3}{8}$ " BSP x 1920 mm long
011333	$\frac{3}{8}$ " BSP x 2030 mm long
011344	$\frac{3}{8}$ " BSP x 2100 mm long
001009	$\frac{3}{8}$ " BSP x 2200 mm long
001044	$\frac{3}{8}$ " BSP x 2300 mm long
011331	$\frac{3}{8}$ " BSP x 2500 mm long
011342	$\frac{3}{8}$ " BSP x 2540 mm long
001005	$\frac{3}{8}$ " BSP x 2550 mm long
001020	$\frac{3}{8}$ " BSP x 2680 mm long
001021	$\frac{3}{8}$ " BSP x 2780 mm long
011302	$\frac{3}{8}$ " BSP x 2972 mm long
011310	$\frac{3}{8}$ " BSP x 300 mm long
001018	$\frac{3}{8}$ " BSP x 3010 mm long
011301	$\frac{3}{8}$ " BSP x 3250 mm long
011332	$\frac{3}{8}$ " BSP x 3430 mm long
011300	$\frac{3}{8}$ " BSP x 3560 mm long
011343	$\frac{3}{8}$ " BSP x 4000 mm long
011309	$\frac{3}{8}$ " BSP x 432 mm long
001010	$\frac{3}{8}$ " BSP x 4500 mm long
001040	$\frac{3}{8}$ " BSP x 4500 mm long $\frac{3}{8}$ " BSP ends
011308	$\frac{3}{8}$ " BSP x 500 mm long
001008	$\frac{3}{8}$ " BSP x 650 mm long
001042	$\frac{3}{8}$ " BSP x 680 mm long

When ordering replacement parts, always give the machine's Serial Number and specify Part Number, Quantity & Description



Table 2: HOSE LIST BY DESCRIPTION

PART NUMBER	DESCRIPTION
001023	3/8" BSP x 710 mm long
001022	3/8" BSP x 770 mm long
001019	3/8" BSP x 820 mm long
001007	3/8" BSP x 850 mm long
010995	1/2" BSP x 1065 mm long
010994	1/2" BSP x 1270 mm long
010972	1/2" BSP x 1397 mm long
010973	1/2" BSP x 1473 mm long
010974	1/2" BSP x 1575 mm long
011314	1/2" BSP x 1625 mm long
010975	1/2" BSP x 1780 mm long
011313	1/2" BSP x 1830 mm long
010976	1/2" BSP x 2057 mm long
010993	1/2" BSP x 2845 mm long
001012	1/2" BSP x 2900 mm long
011315	1/2" BSP x 3150 mm long
001058	1/2" BSP x 3500 mm long
010970	1/2" BSP x 460 mm long
011316	1/2" BSP x 4826 mm long
010971	1/2" BSP x 560 mm long
010977	1/2" BSP x 5765 mm long
010992	1/2" BSP x 711 mm long
010996	1/2" BSP x 915 mm long
013184	5/8" x 3400 mm long, str't x 45° elbow 3/4" BSP ends
001004	5/8" x 1300 mm long 3/4" BSP ends
001011	5/8" BSP x 1100 mm long 3/4" BSP ends
023645	5/8" BSP x 1250 mm long, straight x 90°

When ordering replacement parts, always give the machine's Serial Number and specify Part Number, Quantity & Description

**Table 2: HOSE LIST BY DESCRIPTION**

PART NUMBER	DESCRIPTION
001001	$\frac{5}{8}$ " BSP x 1300 mm long, straight x 45° elbow $\frac{3}{4}$ " BSP
023646	$\frac{5}{8}$ " BSP x 1400 mm long, straight x 90°
001000	$\frac{5}{8}$ " BSP x 2700mm long $\frac{3}{4}$ " ends
023641	$\frac{5}{8}$ " BSP x 2900 mm long, straight x 90°
023643	$\frac{5}{8}$ " BSP x 3100 mm long E/E
023642	$\frac{5}{8}$ " BSP x 3300 mm long, straight x 90°
001030	$\frac{5}{8}$ " BSP x 3600 mm long, straight x 45° elbow $\frac{3}{4}$ " BSP
023640	$\frac{5}{8}$ " BSP x 660 mm long, straight x 90°
002006	$\frac{5}{8}$ " BSP x 800 mm long, straight x 45° elbow $\frac{3}{4}$ " BSP
023654	$\frac{5}{8}$ " x 1400 mm long, straight x 90° $\frac{3}{4}$ " ends
014159	$\frac{5}{8}$ " x 1450 mm long $\frac{3}{4}$ " BSP ends
023653	$\frac{5}{8}$ " x 1600 mm long, straight x 90° $\frac{3}{4}$ " BSP ends
014157	$\frac{5}{8}$ " x 2230 mm long $\frac{3}{4}$ " BSP ends
014158	$\frac{5}{8}$ " x 2540 mm long $\frac{3}{4}$ " BSP ends
013095	$\frac{5}{8}$ " x 2770 mm long $\frac{3}{4}$ " BSP ends
014098	$\frac{5}{8}$ " x 2800 mm long $\frac{3}{4}$ " BSP ends
014101	$\frac{5}{8}$ " x 2900 mm long $\frac{3}{4}$ " BSP ends
013183	$\frac{5}{8}$ " x 2910 mm long $\frac{3}{4}$ " BSP ends
013096	$\frac{5}{8}$ " x 3500 mm long $\frac{3}{4}$ " BSP ends
011319	$\frac{5}{8}$ " x 430 mm long $\frac{3}{4}$ " BSP ends
011731	$\frac{5}{8}$ " x 4343 mm long, straight x 45° elbow $\frac{3}{4}$ " BSP ends
011733	$\frac{5}{8}$ " x 508 mm long $\frac{3}{4}$ " BSP ends
013005	$\frac{5}{8}$ " x 680 mm long $\frac{3}{4}$ " BSP ends
023644	$\frac{5}{8}$ " x 730 mm long, $\frac{3}{4}$ " BSP x $\frac{1}{2}$ " BSP x 90° elbows
023652	$\frac{5}{8}$ " x 800 mm long, straight x 90° $\frac{3}{4}$ " BSP ends
001049	$\frac{3}{4}$ " BSP x 800 mm long
001050	$\frac{3}{4}$ " BSP x 1000 mm long

When ordering replacement parts, always give the machine's Serial Number and specify Part Number, Quantity & Description



Table 2: HOSE LIST BY DESCRIPTION

PART NUMBER	DESCRIPTION
001051	$\frac{3}{4}$ " BSP x 1200 mm long
025556	$\frac{3}{4}$ " BSP x 1650 mm long
023651	$\frac{3}{4}$ " BSP x 2000 mm long
013037	$\frac{3}{4}$ " BSP x 2650 mm long 1" BSP ends
023648	$\frac{3}{4}$ " BSP x 2900 mm long, straight x 90°
001041	$\frac{3}{4}$ " BSP x 3250 mm long
001025	$\frac{3}{4}$ " BSP x 3250 mm long 1" BSP ends
001043	$\frac{3}{4}$ " BSP x 3600 mm long $\frac{3}{4}$ " BSP ends
001038	$\frac{3}{4}$ " BSP x 3600 mm long 1" BSP ends
001029	$\frac{3}{4}$ " BSP x 3900 mm long 1" BSP ends
001034	$\frac{3}{4}$ " BSP x 4400 mm long 1" BSP ends
022731	$\frac{3}{4}$ " BSP x 550 mm long
025555	$\frac{3}{4}$ " BSP x 600 mm long
023649	$\frac{3}{4}$ " BSP x 600 mm long, straight x 90°
002094	$\frac{3}{4}$ " BSP x 620 mm long, straight x 90° elbow
023647	$\frac{3}{4}$ " BSP x 730 mm long, straight x 90°
002095	$\frac{3}{4}$ " BSP x 760 mm long, straight x 90° elbow
022700	$\frac{3}{4}$ " SAE BSP x 1000 mm long
022722	$\frac{3}{4}$ " SAE BSP x 600 mm long
013097	$\frac{3}{4}$ " x 1900 mm long 1" BSP ends
013098	$\frac{3}{4}$ " x 205 mm long 1" BSP ends
013131	$\frac{3}{4}$ " x 2460 mm long 1" BSP ends
014099	$\frac{3}{4}$ " x 2700 mm long 1" BSP ends
014097	$\frac{3}{4}$ " x 2800 mm long 1" BSP ends
012586	$\frac{3}{4}$ " x 3500 mm long 1" BSP ends
013219	$\frac{3}{4}$ " x 790 mm long 1" BSP ends
011320	$\frac{3}{4}$ " x 890 mm long 1" BSP ends

When ordering replacement parts, always give the machine's Serial Number and specify Part Number, Quantity & Description



Table 2: HOSE LIST BY DESCRIPTION

PART NUMBER	DESCRIPTION
013027	$\frac{3}{4}$ " x 950 mm long 1" BSP ends
011732	1" BSP x 3900 mm long, straight x 45° elbow
022762	51 mm bore, cuffed ends (Unidrive oil tank - manifold)
001060	6 mm x 1020 mm long, straight x 90° elbow $\frac{1}{4}$ " BSP
001059	6 mm x 1100 mm long, straight x 90° elbow $\frac{1}{4}$ " BSP



When ordering replacement parts, always give the machine's Serial Number and specify Part Number, Quantity & Description

THIS PAGE INTENTIONALLY LEFT BLANK

ILLUSTRATED PARTS CATALOGUE

SCARAB TRUCK-MOUNTED SWEEPERS - CANbus MODELS

SECTION G PNEUMATIC EQUIPMENT

Table of Contents

Assembly/Description

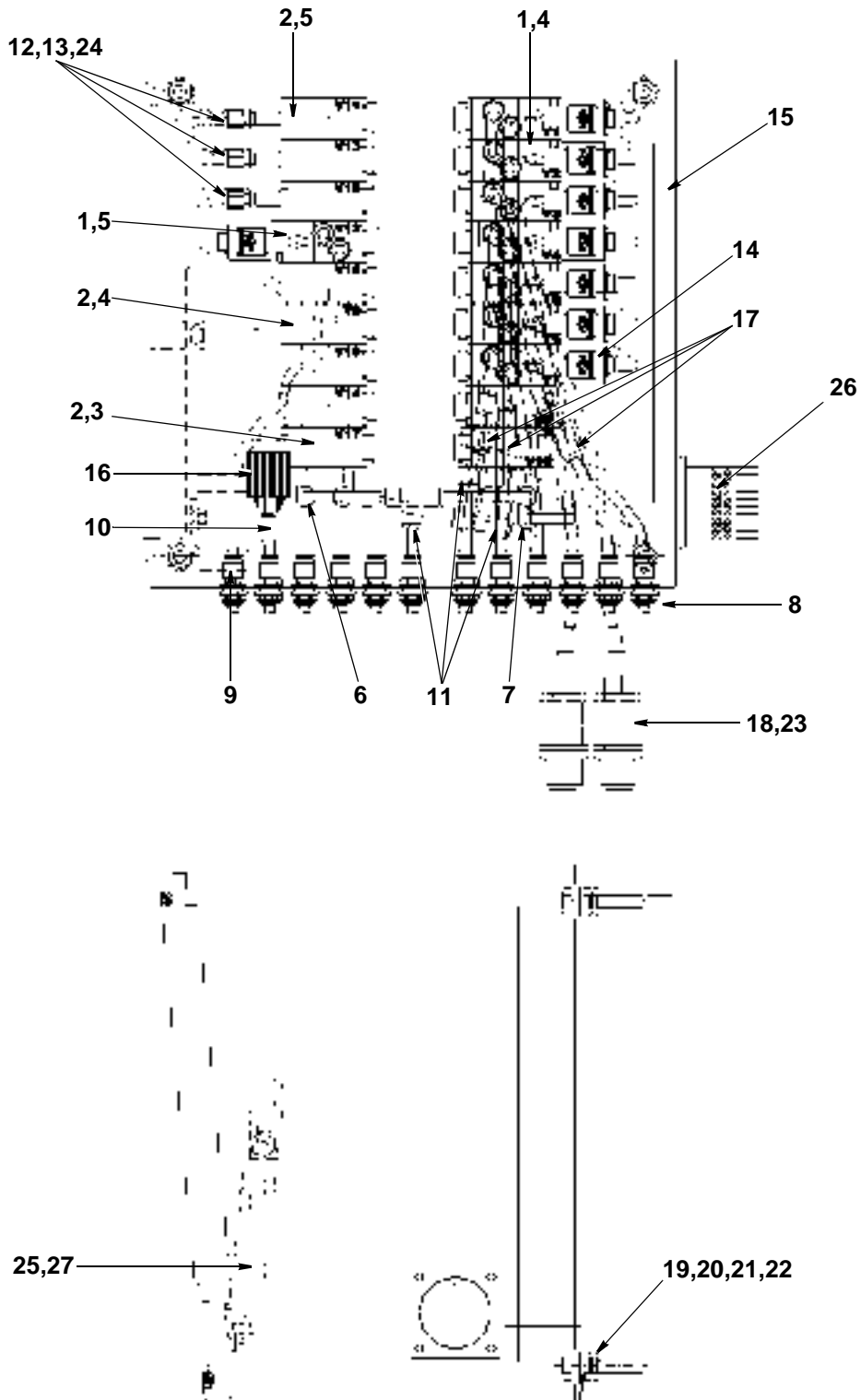
REXROTH PNEUMATIC ARRANGEMENT	
Rexroth Control Box Assembly	G1
Pneumatic Filter/Lubricator	G3
Pneumatic Pressure Regulator Valve - Sidebrush/Widesweep	G3
REXROTH CIRCUIT SCHEMATICS	
Rexroth Port Ident & Valve Reference	G5
Rexroth Circuit Arrangement	G7
Rexroth Terminal Wiring Diagram	G8
PNEUMATIC AIR RAM ARRANGEMENT	
Side Brush Air Ram assy	G9
Nozzle Lift Air Ram assy.	G9
Gearchange Air Ram assy.	G9



<i>Item</i>	<i>Part Number</i>	<i>Quantity</i>	<i>Description</i>
	028821		REXROTH PNEUMATICS CONTROL BOX - CANbus MACHINES
1	026063	8	Single Solenoid 4/2 840 Valve 24v
2	026065	10	Dummy Flange
3	026066	2	840 Inlet Base
4	026067	11	840 Through Base
5	026068	5	840 End Base
6	026070	3	Elbow 6 mm x 1"
7	026071	1	Double Elbow 6 mm x 1"
8	026072	1	Breather, Exhaust $\frac{1}{8}$ "
9	026074	37	Bulkhead 6 mm
10	026075	6	Reducer, Straight, 6 mm - 4 mm
11	026076	3	Equal Tee 6 mm
12	026077	3	Adapter, Straight M5 - 6 mm
13	026078	3	Stem Elbow 6 mm
14	026079	21	Electrical Connector
15	026080	1	Enclosure 300 x 300 x 210
16	026081	2	Crouzet 'or' Gate
17	026082	3	Y-Connector 6 mm
18	026083	2	Safety Valve $\frac{1}{8}$ " BSP, Set to 10 BAR
19	T B D	4	Screw, Hex M8 x 40 mm long
20	T B D	4	Half Nut, M8
21	T B D	4	Washer, M8
22	T B D	4	Washer, Rubber M8
23	026084	2	$\frac{1}{8}$ " x 6 mm, Female - Straight Adapter
24	T B D	3	Extension Piece, M5
25	T B D	1	Door Stay
26	T B D	1	Neptune Connector
27	027841	1	Lever Mechanism
NI	T B D	3	Extension Piece, M5
NI	T B D	1	Template Laminated
NI	026073	3	Release Tool, Actuator
NI	T B D	4	Diode, 1 Amp
NI	T B D	1	Half Nut $\frac{1}{8}$ " BSP
NI	026191	1	Mounting plate, for Rexroth Control Box
NI	026064	AsReq	Double solenoid valve (OPTION)
NI	030268	AsReq	Double solenoid valve (OPTION)
NI	005046	AsReq	Pneumatic fluid

NOTE: The control box varies with each machine depending on options/spec.

When ordering replacement parts, always give the machine's Serial Number and specify Part Number, Quantity & Description



Rexroth Pneumatic Control Box

When ordering replacement parts, always give the machine's Serial Number and specify Part Number, Quantity & Description



<i>Item</i>	<i>Part Number</i>	<i>Quantity</i>	<i>Description</i>
PNEUMATIC FILTER/LUBRICATOR			
1	030185	1	Pneumatic Filter/Regulator/Lubricator
2	024646	1	. Elbow, 6 mm x 1/4" BSP
3	023203	1	. Push-in Elbow 6 mm x 1/4" BSP
4	005046	AsReq	Lubrication fluid - 50 ml bottle

<i>Item</i>	<i>Part Number</i>	<i>Quantity</i>	<i>Description</i>
PRESSURE REGULATOR VALVE - SIDEBRUSH/WIDESWEEP			
1	023242	1	Valve, pressure regulator - Side brush
2	023246	1	. Gauge 0 - 10 bar, 1/4" BSP
1	023242	1	Valve, pressure regulator - Wide-sweep brush
2	023246	1	. Gauge 0 - 10 bar, 1/4" BSP
3	023245	1	. Bracket
4	006007	4	. Elbow, push-in, 6mm to 1/8" BSP
5	020735	1	. Connector, straight, 1/8" BSP

When ordering replacement parts, always give the machine's Serial Number and specify Part Number, Quantity & Description



PNEUMATIC FILTER/LUBRICATOR

1,2,3,4,5



WIDESWEEP PRESSURE REGULATOR VALVE

1

2



SIDEBRUSH PRESSURE REGULATOR VALVE



When ordering replacement parts, always give the machine's Serial Number and specify Part Number, Quantity & Description



REXROTH PNEUMATIC PORT IDENT & VALVE REFERENCE

TUBE BULKHEAD	VALVE REF	VALVE PORT REF	PIN REF	PIN STATUS	SCARAB DESCRIPTION	DEVICE POSITION	CYLINDER POSITION
1	V12	4	L	24V DC	Wide sweep drop & supply to reg. P3	DROP	EXTEND
2	V12	2	L	0V	Wide sweep lift (If supply from P1)	LIFT	RETRACT
2	V13-A V13-B	2	N M	0V 24V DC	Wide sweep lift (If supply from P3)	LIFT	RETRACT
3	V13-A V13-B	4	N M	24V DC 0V	Wide sweep pressure down	PRESSURE DOWN	EXTEND
4	V13	1	N/A	N/A	Wide sweep feedback from reg. P3	N/A	N/A
5	V11	4	K	24V DC	Side brush down pressure	DOWN	EXTEND
6	V11	2	K	0V	Side brush up pressure	UP	RETRACT
7	V15	4	R	24V DC	Front brush drop & supply to reg. P4	DROP	EXTEND
8	V15	2	R	0V	Front brush lift (If supply from P1)	LIFT	RETRACT
8	V16-A V16-B	2	T S	0V 24V DC	Front brush lift (If supply from reg. P4)	LIFT	RETRACT
9	V16-A V16-B	4	T S	24V DC 0V	Front brush pressure down (If supply from reg. P4)	PRESSURE DOWN	EXTEND
10	V16	1	N/A	N/A	Front brush feedback from reg. P4	N/A	N/A
11	V11	1	N/A	N/A	Side brush pressure feedback from reg. P2	N/A	N/A
12	Mains Out				Mains pressure outlet to reg. P2	N/A	N/A
13	V9-A V9-B	4	V W	24V DC 0V	Gear change hydrostatic	HYDRO-STATIC	EXTEND
14	V9-A V9-B	2	V W	0V 24V DC	Gear change manual	MANUAL	RETRACT
15	V10	4	J	24V DC	Front spray bar down	DOWN	EXTEND
16	V10	2	J	0V	Front spray bar up	UP	RETRACT
17	V14	4	P	24V DC	Front brush out	OUT	EXTEND
18	V14	2	P	0V	Front brush in (FCV in cylinder)	IN	RETRACT

When ordering replacement parts, always give the machine's Serial Number and specify Part Number, Quantity & Description



ILLUSTRATED PARTS CATALOGUE

SCARAB TRUCK-MOUNTED SWEEPERS - CANbus MODELS

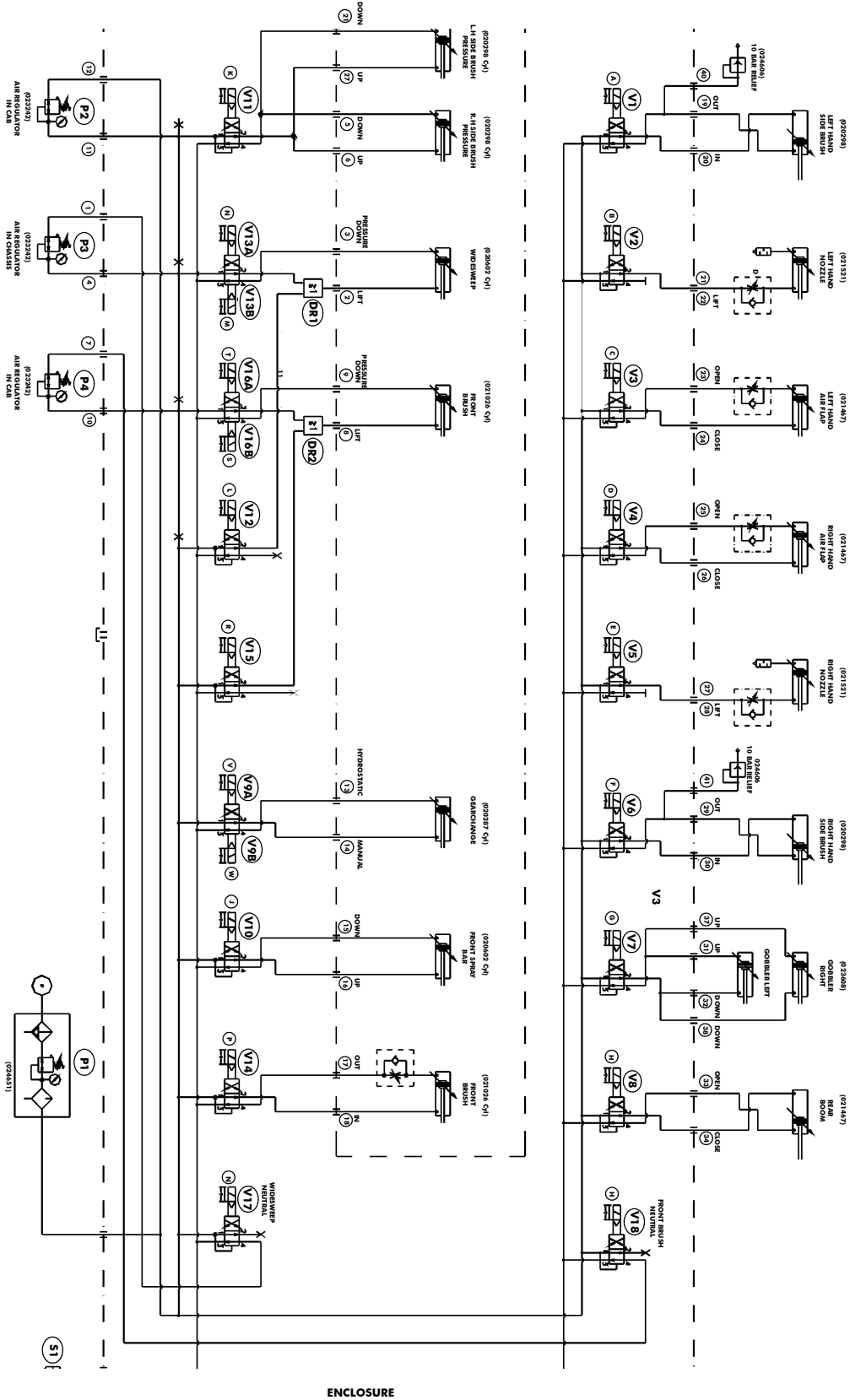
TUBE BULKHEAD	VALVE REF	VALVE PORT REF	PIN REF	PIN STATUS	SCARAB DESCRIPTION	DEVICE POSITION	CYLINDER POSITION
19	V1	4	A	24V DC	Left-hand side brush out (10 bar relief)	OUT	RETRACT
20	V1	2	A	0V	Left-hand side brush in	IN	EXTEND
21	V2	4	B	24V DC	Left-hand nozzle lower	LOWER	EXTEND
22	V2	2	B	0V	Left-hand nozzle lift (FCV in cylinder)	LIFT	RETRACT
23	V3	4	C	24V DC	Left-hand air flap open	OPEN	EXTEND
24	V3	2	C	0V	Left-hand air flap close (FCV in cylinder)	CLOSE	RETRACT
25	V4	4	D	24V DC	Right-hand air flap open	OPEN	EXTEND
26	V4	2	D	0V	Right-hand air flap close (FCV in cylinder)	CLOSE	RETRACT
27	V5	4	E	24V DC	Right-hand nozzle lower	LOWER	EXTEND
28	V5	2	E	0V	Right-hand nozzle lift (FCV in cylinder)	LIFT	EXTRACT
29	V6	4	F	24V DC	Right-hand side brush out (10 bar relief)	OUT	RETRACT
30	V6	2	F	0V	Right-hand side brush in	IN	EXTEND
31	V7	4	G	24V DC	Left-hand gobbler up	UP	EXTEND
32	V7	2	G	0V	Left-hand gobbler down	DOWN	RETRACT
33	V8	4	H	24V DC	Rear boom open	OPEN	RETRACT
34	V8	2	H	0V	Rear boom close	CLOSE	EXTEND
35	Mains in			Air feed from FR/L, P1			
36	Breather			Exhaust air from cabinet			
37	V7	4	G	24V DC	Right-hand gobbler up	UP	EXTEND
38	V7	2	G	0V	Right-hand gobbler down	DOWN	RETRACT
39	Exhaust Port			Exhaust air from common manifolds			
40	V1	4	A	24V DC	To 10 bar relief valve for left-hand side brush out.		
41	V6	4	F	24V DC	To 10 bar relief valve for right-hand side brush out.		

When ordering replacement parts, always give the machine's Serial Number and specify Part Number, Quantity & Description





REXROTH PNEUMATIC CIRCUIT



When ordering replacement parts, always give the machine's Serial Number and specify Part Number, Quantity & Description



REXROTH TERMINAL WIRING DIAGRAM



When ordering replacement parts, always give the machine's Serial Number and specify Part Number, Quantity & Description




<i>Item</i>	<i>Part Number</i>	<i>Quantity</i>	<i>Description</i>
	022587		SIDE BRUSH AIR ASSEMBLY
1	020298	1	Pneumatic Cylinder 50 x 160
NI	024990	1	. Seal Kit, pneumatic cylinder (Norgren Ram)
2	020299	1	Clevis M16 x 1.5
3	020534	1	Ram End
4	011010	4	Setscrew, Hex, M8 x 20 mm long
5	011093	4	Washer
6	023110	1	Bellows 50 dia
7	024646	2	6mm Elbow x 1/4" BSP
8	022673	1	Clevis Pin
9	022674	1	Clevis clip
10	010517	1	Jubilee Clip No 0X
11	010518	1	Jubilee Clip No 1X


<i>Item</i>	<i>Part Number</i>	<i>Quantity</i>	<i>Description</i>
	022591		NOZZLE LIFT AIR RAM ASSEMBLY
1	021521	1	Pneumatic Cylinder 50 x 250
NI	024990	1	. Seal Kit, pneumatic cylinder (Norgren Ram)
2	021522	1	Fixing plate for 50Dia cylinder
3	000157	4	Screw, Skt Cap, M8 x 16 mm long
4	021158	1	Regulator, Flow
5	023111	1	Bellows 50Dia
6	024644	1	Straight Connector 6mm x 1/4" BSP
7	020299	1	Clevis M16 x 1.5
8	022673	1	Clevis pin
9	022674	1	Clevis clip
10	006005	1	Muffler 1/4" BSP
NI	014106	1.50	Cable, nozzle lift
NI	014107	3	Cable grip 6 mm
NI	014108	1	Thimble 6 mm

<i>Item</i>	<i>Part Number</i>	<i>Quantity</i>	<i>Description</i>
	GEARCHANGE AIR RAM		
1	020287	1	Cylinder, pneumatic, 32 x 50
NI	024998	1	. Seal kit, pneumatic cylinder (Norgren Ram)
2	020295	1	Ram end, pneumatic cylinder
3	014707	2	Elbow, male, 1/8" BSP x 1/4"
4	021511	1	Bellows 40 x 125/100
5	020291	1	Clevis, M10 x 1.25
NI	028211	1	Reed switch complete with loom
NI	026048	1	Reed switch only
6	011029	4	. Screw, hex hd, 6 mm x 20 mm long

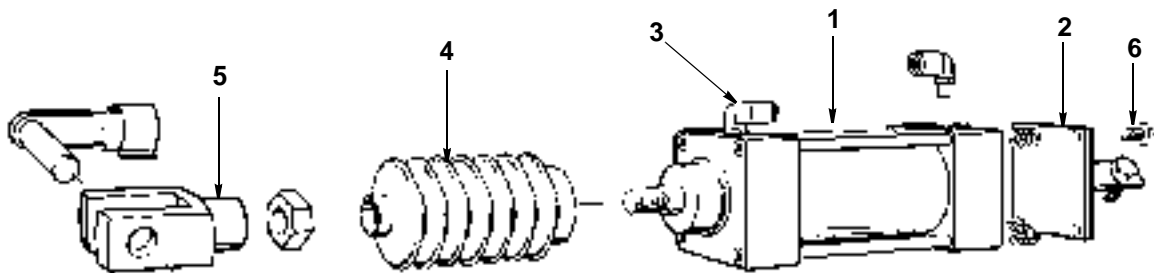
When ordering replacement parts, always give the machine's Serial Number and specify Part Number, Quantity & Description



SIDE BRUSH AIR RAM ASSEMBLY



NOZZLE LIFT AIR RAM ASSEMBLY



GEARCHANGE AIR RAM



When ordering replacement parts, always give the machine's Serial Number and specify Part Number, Quantity & Description



THIS PAGE INTENTIONALLY LEFT BLANK

When ordering replacement parts, always give the machine's Serial Number and specify Part Number, Quantity & Description

ILLUSTRATED PARTS CATALOGUE

SCARAB TRUCK-MOUNTED SWEEPERS - CANbus MODELS

SECTION H ELECTRICAL EQUIPMENT

Table of Contents

Assembly/Description	Page
WIRING LOOM ARRANGEMENTS	
Canbus Wiring Loom Arrangement	1-2
Canbus Nodes	2
ELECTRICAL COMPONENTS LIST	
List of Electrical Switches	3
List of Electrical Fuses	3
List of Electrical Relays	3
List of Electrical Coils	3
Isolator components	4
List of Electrical Lamps & Beacons	4
List of Electrical Spare Bulbs & LEDs	4

NOTES:

Further information on electrical inter-connection with the hydrostatic drive, hydraulic, pneumatic and water systems is included in sections B, E, F, G & H of this manual.

For more detailed information electrical circuit functions and trouble-shooting please refer to the Scarab Major Illustrated Service Manual: Publication 023397.



<i>Item</i>	<i>Part Number</i>	<i>Quantity</i>	<i>Description</i>
WIRING LOOM ARRANGEMENTS - CANBUS GEARBOX			
NI	028211	1	Wiring loom - Gearchange switcher

<i>Item</i>	<i>Part Number</i>	<i>Quantity</i>	<i>Description</i>
WIRING LOOM ARRANGEMENTS - CANBUS HOPPER			
NI	028215	1	Wiring loom - Hopper

<i>Item</i>	<i>Part Number</i>	<i>Quantity</i>	<i>Description</i>
WIRING LOOM ARRANGEMENTS - CANBUS HYDRO LH			
NI	028193	1	Wiring loom - Cab Node I/O's
NI	028194	1	Wiring loom - LH Foot Pedal
NI	028196	1	Wiring loom - Road Speed
NI	028197	1	Wiring loom - Engine Speed
NI	028198	1	Wiring loom - Hand Brake Pneumatic Switch
NI	028199	1	Wiring loom - LH Clutch switch
NI	028201	1	Wiring loom - Cruise control
NI	028741	1	Wiring loom - Control Panel
NI	028742	1	Wiring loom - Door Control
NI	028214	1	Wiring loom - Rear lights

<i>Item</i>	<i>Part Number</i>	<i>Quantity</i>	<i>Description</i>
WIRING LOOM ARRANGEMENTS - CANBUS HYDRO RH			
NI	028193	1	Wiring loom - Cab Node I/O's
NI	028195	1	Wiring loom - RH Foot pedal
NI	028196	1	Wiring loom - Road speed
NI	028197	1	Wiring loom - Engine speed
NI	028198	1	Wiring loom - Hand brake Pneumatic switch
NI	028200	1	Wiring loom - RH Clutch Switch
NI	028201	1	Wiring loom - Cruise control
NI	028741	1	Wiring loom - Control Panel
NI	028742	1	Wiring loom - Door Control
NI	028214	1	Wiring loom - Rear Lights

<i>Item</i>	<i>Part Number</i>	<i>Quantity</i>	<i>Description</i>
WIRING LOOM ARRANGEMENTS - CANBUS SUBFRAME LH			
NI	028204	1	Wiring loom - Node A, Hydraulics
NI	028205	1	Wiring loom - Node B, Hydraulics Options
NI	028206	1	Wiring loom - Node C, Water +
NI	028207	1	Wiring loom - Node D, Auxilliary I/O'
NI	028209	1	Wiring loom - Remote Hopper/Door Control
NI	028216	1	Wiring loom - Battery + Can

<i>Item</i>	<i>Part Number</i>	<i>Quantity</i>	<i>Description</i>
WIRING LOOM ARRANGEMENTS - CANBUS SUBFRAME RH			
NI	028204	1	Wiring loom - Node A, Hydraulics
NI	028205	1	Wiring loom - Node B, Hydraulics Options
NI	028206	1	Wiring loom - Node C, Water +
NI	028207	1	Wiring loom - Node D, Auxilliary I/O'
NI	028209	1	Wiring loom - Remote Hopper/Door Control
NI	028210	1	Wiring loom - RH Drive Hopper
NI	028216	1	Wiring loom - Battery + Can

When ordering replacement parts, always give the machine's Serial Number and specify Part Number, Quantity & Description



<i>Item</i>	<i>Part Number</i>	<i>Quantity</i>	<i>Description</i>
WIRING LOOM ARRANGEMENTS - CANBUS UNI NON REDUCTION			
NI	028193	1	Wiring loom - Cab Node I/O's
NI	028196	1	Wiring loom - Road Speed
NI	028197	1	Wiring loom - Engine Speed
NI	028741	1	Wiring loom - Control Panel
NI	028742	1	Wiring loom - Door Control
NI	028214	1	Wiring loom - Rear Lights

<i>Item</i>	<i>Part Number</i>	<i>Quantity</i>	<i>Description</i>
WIRING LOOM ARRANGEMENTS - CANBUS UNI REDUCTION LH			
NI	028193	1	Wiring loom - Cab Node I/O's
NI	028196	1	Wiring loom - Road Speed
NI	028197	1	Wiring loom - Engine Speed
NI	028741	1	Wiring loom - Control Panel
NI	028742	1	Wiring loom - Door Control
NI	028199	1	Wiring loom - LH Clutch switch
NI	028214	1	Wiring loom - Rear lights

<i>Item</i>	<i>Part Number</i>	<i>Quantity</i>	<i>Description</i>
WIRING LOOM ARRANGEMENTS - CANBUS UNI REDUCTION RH			
NI	028193	1	Wiring loom - Cab Node I/O's
NI	028196	1	Wiring loom - Road speed
NI	028197	1	Wiring loom - Engine Speed
NI	028741	1	Wiring loom - Control Panel
NI	028742	1	Wiring loom - Door Control Panel
NI	028200	1	Wiring loom - RH Clutch
NI	028214	1	Wiring loom - Rear lights

<i>Item</i>	<i>Part Number</i>	<i>Quantity</i>	<i>Description</i>
CANBUS NODES AND COVERS..... Page A1 - Page F1			
NI	028814SE	as req	*Node with 2 PCB - Z Cannode + Aux - C
NI	028694	1	. Node cooler plate
NI	028695	1	. Node mounting (Oil Cooler)
NI	028696	1	. Node cover (Oil Cooler)
NI	028697	as req	. Node cover (Subframe area)



NOTE:* When fitting Nodes - You will require a Node to Panel Download. Please Contact our Technical Department for further information.

When ordering replacement parts, always give the machine's Serial Number and specify Part Number, Quantity & Description



Part Number	Description
	LIST OF ELECTRICAL SWITCHES
025440	Remote Switch Box, (External Hopper and Door Switch)
024231	Switch box (Door close)
021169	Clamp for Zeta reed Switch (021168)
021691	Pressure Switch 1/8" BSP
030529	Pressure Switch 220 BAR (Hydro braking)
021804	Float Switch (Low level water switch)
025623	Float Switch (Water tank)
021864	Proximity Switch (magnetic)
021865	Proximity Switch (actuator)
025622	Proximity Switch N/C, (Mercedes)
023515	Temp Switch N/O, 3/8BSP 90 degree (Oil Temp Alarm switch)
023539	Selector Switch (Wanderboom shutter)
024039	Level Gauge, with Switch (Oil tank)
024064	Micro Switch (Wobble Stick)
025657	Switch Push Button red (Greaser Switch)

Part Number	Description
	LIST OF ELECTRICAL FUSES
014286	Fuse, blade type, 5 Amp
014287	Fuse, blade type, 7.5 Amp
014288	Fuse, blade type, 10 Amp
014289	Fuse, blade type, 15 Amp
014290	Fuse, blade type, 20 Amp
014291	Fuse, blade type, 25 Amp
014292	Fuse, blade type, 30 Amp
026001	Fuse, Midi, 50 Amp
026086	Fuse holder, for Midi 50 Amp

Part Number	Description
	LIST OF ELECTRICAL RELAYS
011768	Relay, Cross over, 12v (GRP Control panel)
014718	Relay, Cross over, 24v (GRP Control panel)
020838	Relay, 24v, 35 Amp N/O (GRP Control panel)
021668	Relay, 24v, 30 Amp Double Pole (Dual Steer machines)
023798	Timer relay, Brush Lift (GRP Control panel)

Part Number	Description
	LIST OF ELECTRICAL COILS
028709	Coil 24v 19 Watt (CCP024LD) with flylead.
020009	Coil 24v 14 Watt (CCS024D)
021748	Coil 24v 28 Watt (CAP024D)
021754	Coil 24v 19 Watt (CCP19W)

When ordering replacement parts, always give the machine's Serial Number and specify Part Number, Quantity & Description



Part Number	Description	
030697	ISOLATOR ASSEMBLY CANBUS	Page A1
030693	Battery isolator mount universal	
030694	Battery isolator switch SW50	
030695	Terminal boot	
030698	Cable (Battery - Isolator)	
030699	Cable (Isolator - Fuse)	
026746	Bridge rectifier - 40 Amp	
004015	El.Female 6.4mm Insulated blue	

Part Number	Description
	LIST OF ELECTRICAL LAMPS & BEACONS
023159	Worklight 'Rubbolite' (Chassis Mounted)
013899	Marker Lamps 'Red' (Hopper Mounted)
013482	Rear Lamp LH (Rear Nozzle System)
013483	Rear Lamp RH (Rear Nozzle system)
024615	Marker Lamp (Rear Boom)
014064	Beacon 24v (Standard)
024174	Beacon Bar 24v (Premiere Hazard Type)
030563	. Motor for 024174 24v beacon bar
027209	. Mounting bracket, Premiere Hazard Beacon
022741	Beacon, Xenon - E Approved (Delta Turbo Star type)
022742	Beacon, Xenon (Delta Turbo)
030989	Beacon, Pintsch Bamag (Renvag WK4898)
030825	Rear light combination lamp (Nuneaton & Beds WK4755/6)
030826	. Support bracket, combination lamp (030825)

Part Number	Description
	LIST OF SPARE BULBS & LEDs
011481	Bulb 12v 1.2 watt Capless
011482	Bulb 12v 2 watt Capless
011484	Bulb 12v 5 watt (festoon)
011485	Bulb 12v 21 watt
011486	Bulb 12v 10 watt
011487	Bulb 12v 5 watt
011488	Bulb 12v 21 watt
011489	Bulb 24v 5 watt
011490	Bulb 24v 21 watt
011492	Bulb 24v 2.8 watt (LLB865)
011500	Bulb 12v 4 watt
004153	Bulb 24v 5 watt (Halogen 434)
004174	Bulb beacon 24v 70 watt (Halogen)
004185	Bulb 24v 21 watt (worklamp)
022749	Bulb 12v 5 watt (Hella halogen)
023780	Bulb kit (022741 Xenon Beacon)
023656	Blue LED 24v (Greaser LED)



When ordering replacement parts, always give the machine's Serial Number and specify Part Number, Quantity & Description



THIS PAGE INTENTIONALLY LEFT BLANK

When ordering replacement parts, always give the machine's Serial Number and specify Part Number, Quantity & Description

ILLUSTRATED PARTS CATALOGUE

SCARAB TRUCK-MOUNTED SWEEPERS

**MULTILINGUAL GLOSSARY
of
DESCRIPTIONS & TERMINOLOGY
used in this
PARTS CATALOGUE**

Table of Contents

Title	Page
English / Français / Italiano	J1
English / Español / Svenska	J21



ENGLISH	FRANCAIS	ITALIANO
A		
Access	Accès	Accesso
Accessories	Accessoires	Accessori
Accelerator	Accélérateur	Acceleratore
Actuator	Servomoteur	Attuatore
Adaptor (adapt)	Adaptateur	Adattatore
Adaptor Flange	Adaptateur à bride	Flangia adattatore
Adaptor Plate	Adaptateur, à plaque	Piastra adattatore
Adaptor, Straight	Adaptateur, droit	Adattatore in linea
Adjuster	Régulateur	Dispositivo di regolazione
Adjuster Kit	Régulateur, kit	Corredo dispositivo di regolazione
Adjuster Valve	Vanne de régulation	Valvola dispositivo di regolazione
Adjustable	Ajustable	Regolabile
Aerial	Antenne	Antenna
Air	Air	Aria
Air Cleaner	Filtre à air	Filtro aria
Air Conditioner	Climatiseur	Condizionatore aria
Air Cylinder	Cylindre d'air	Cilindro aria
Air Filter	Filtre à air	Filtro aria
Air Manifold	Collecteur d'air	Collettore aria
Air Mass Meter	Compteur d'air-massique	Flussometro di massa
Air Feed	Injecteur d'air	Alimentazione aria
Air Air Chute	Goulotte pneumatique	Lobo aria-aria
Air Outlet	Sortie d'air	Bocca di uscita aria
Air Muffler	Amortisseur d'air	Silenziatore aria
Air Pressure Regulator	Régulateur de pression d'air	Regolatore pressione aria
Air Ram	Vérin pneumatique	Pistone aria
Air Valve	Soupape d'air	Valvola di sfiato
Air Vent Pipe	Tuyau de refoulement d'air	Tubo di sfiato
Alternator	Alternateur	Alternatore
Alternator Interface	Alternateur, interface	Interfaccia alternatore
Aluminium (Alum)	Aluminium (alum)	Alluminio (Allum.)
Anchor	Ancre, dispositif d'ancrage	Ancora
Angle	Angle	Angolo
Antiluce Fastener	Fixation « Antiluce »	Dispositivo di fissaggio Antiluce

When ordering replacement parts, always give the machine's Serial Number and specify Part Number, Quantity & Description



Amendment (Amdt.)	Modification (modif.)	Rettifica (rett.)
Amplifier	Amplificateur	Amplificatore
Arrangement	Disposition	Disposizione
Ashtray	Cendrier	Posacenere
Assembly (Assy)	Ensemble	Gruppo
Auto Blanking	Fermeture automatique	Autochiusura
Automatic	Automatique	Automatico
Auxiliary	Auxiliaire	Ausiliario
Axle	Essieu	Asse
Axle Beam	Essieu, fusée d'	Asta asse
Axle Bolt	Essieu, boulon d'	Bullone asse
Axle Breather	Essieu, reniflard d'	Sfiatatoio asse
Axle Carrier & Tube	Essieu, porte-essieu et tube	Supporto e tubo asse
Axle Front	Essieu, avant	Frontale asse
Axle Rear	Essieu, arrière	Retro asse
Axle Washer	Essieu, rondelle d'	Rondella asse

B

Back Plate	Socle	Piastra di supporto
Bag	Sac	Borsa
Ball	Bille	Sfera
Ball End	Rotule	Estremità arrotondata
Ball Joint	Joint sphérique	Giunto sferico
Ball Valve	Vanne à boisseau	Valvola a sfera
Bar	Barre	Barra
Basin	Cuvette	Bacino
Battery	Batterie	Batteria
Battery Housing	Batterie, logement de	Sede batteria
Battery Terminals	Batterie, bornes	Terminali batteria
Battery Lead	Batterie, câble	Cavo batteria
Battery Tray	Batterie, plateau	Vassoio portabatteria
Beacon	Gyrophare	Segnale luminoso
Beacon Bar	Barre de gyrophare	Barra segnale luminoso
Beam	Phare	Fascio
Bearing	Roulement, palier	Cuscinetto
Bell Housing	Logement évasé	Sede campanello
Bellows	Soufflet	Soffietto
Belt	Courroie	Cinghia
Black	Noir	Nero
Blanking	Obturation	Tappaggio

When ordering replacement parts, always give the machine's Serial Number and specify Part Number, Quantity & Description



Beeper	Signal	Emettitore di segnali acustici
Blind Rivet	Rivet aveugle	Ribattino con spina inserita
Block	Bloc	Blocco
Blue	Bleu	Blu
Board	Carton	Piastra
Body	Corps	Corpo
Bolt	Boulon	Bullone
hex hd (hexagonal head)	Boulon à tête 6 pans	testa esagonale
skt hd (socket head)	Boulon à tête creuse	brugola
csk hd (counter-sunk head)	Boulon à tête fraisée	svasato
Boom	Flèche	Braccio
Boost	Suralimenter	Spinta
Bore	Alésage	Camera cilindrica
Boss	Moyeu, bossage	Mozzo
Bottom	Fond	Fondo
Bottle	Bouteille	Flacone
Box	Boîte	Scatola
Brace	Tirant	Braccio
Bracket (Brkt)	Support	Staffa
Brake	Frein	Freno
Brass Wing Nut	Ecrou à oreilles, en laiton	Galletto di ottone
Breather	Reniflard	Sfiatatoio
Broom	Balai	Scopa
Brown	Marron	Marrone
Brush	Brosse	Spazzola
Base	Base	Base
Buffer	Tampon	Respingente
Build	Construire, modèle	Costruzione
Bulb	Ampoule	Lampadina
Bulkhead	Cloison	Paratia
Bumper	Pare-chocs	Paraurti
Bump Stop	Butoir	Respingente
Bungee Cord	Corde « Bungee »	Cavo elastico
Bush	Manchon / Bague	Boccola
Buzzer	Vibreur	Cicalino
Button	Bouton	Pulsante

C

Cab	Cabine	Cabina
Cable	Câble	Cavo

When ordering replacement parts, always give the machine's Serial Number and specify Part Number, Quantity & Description



Caliper	Calibre	Pinza
Cam Shaft	Arbre à cames	Albero a camme
Camera	Caméra	Camera
Canopy	Auvent / Capot	Tettuccio
Cap	Capuchon	Cappuccio
Capping	Chapeau	Cornice
Carabiner	Carabine	Carabiner
Carrier	Porte, support	Portante
Case	Boîtier	Scatola
Casing	Boîtier	Involucro
Catalogue	Catalogue	Catalogo
Catch	Cliquet, disp. d'arrêt	Fermo
Caution	Notice « attention »	Attenzione
Centre	Centre	Centro
Chain	Chaîne	Catena
Chassis	Châssis	Chassis
Check	Contrôle	Controllo
Check Valve	Soupape d'arrêt / Clapet	Valvola di ritegno
Chute	Goulotte	Scivolo
Circlip	Circlip	Anello elastico
Circuit	Circuit	Circuito
Clamp	Collier	Morsetto
Cleaner	Nettoyage, dispositif de	Detergente
Clevis	Chape	Maniglione
Clip	Pince	Clip
Clutch	Embrayage	Frizione
Coach	Carrosserie	Carrozzeria
Coil	Bobine	Bobina
Collar	Bague de serrage	Piattello
Complete	Complet (complète)	Completo
Components	Composants	Componenti
Compressor	Compresseur	Compressore
Cone	Cône	Cono
Connector	Connecteur	Connettore
Connecting	Connectant	Connessione in corso
Connection	Connexion	Connessione
Con Rod (Connecting Rod)	Bielle	Biella
Continued (Cont.)	Suite	Continuazione (cont.)
Control (Cntrl)	Contrôle	Controllo (Cntrl)

When ordering replacement parts, always give the machine's Serial Number and specify Part Number, Quantity & Description



Controller	Contrôleur	Unità di controllo
Conventional	Conventionnel	Convenzionale
Conversion (Conv)	Conversion	Conversione (Conv)
Cooler	Refroidisseur	Refrigerante
Cooling	Refroidissement	Raffreddamento
Copper	Cuivre	Rame
Core	Ame	Nucleo
Cotter	Goupille	Chiavetta trasversale
Coupling	Raccord / Accouplement	Accoppiamento
Cover	Couvercle	Coperchio
Cowling	Capotage	Cappottatura
Crank-case	Carter-moteur	Basamento
Cranked	Contre-coudé	Gambo piegato
Cross Member	Traverse	Traversa
Crown Wheel	Couronne d'entraînement	Corona dentata
Curb	Bord, bordure	Bordo
Cylinder	Cylindre	Cilindro

D

Damper	Amortisseur	Smorzatore
Deflector	Défecteur	Deflettore
Description	Description	Descrizione
Details	Informations	Dettagli
Detergent	Detergent	Detergente
Diagram	Diagramme	Diagramma
Dial	Cadran	Quadrante
Diaphragm	Diaphragme	Diaframma
Diode	Diode	Diodo
Dipped Beam	Feu de croisement	Anabbagliante
Dipstick	Jauge	Asta di livello
Dipstick guide	Jauge, guide de	Guida asta di livello
Dipstick tube	Jauge, tube de	Tube asta di livello
Directional	Directionnel	Direzionale
Dirt	Impureté	Sporco
Disc / Disk	Disque	Disco
Display	Écran d'affichage	Visualizzatore
Distributor	Distributeur	Distributore
Diverter	Diviseur	Diverter
Door	Porte	Sportello
Double	Double	Doppio

When ordering replacement parts, always give the machine's Serial Number and specify Part Number, Quantity & Description



Dowel	Cheville	Perno di riferimento
Down	Bas	Giù
Dowty Seal	Joint « Dowty »	Chiusura ermetica Dowty
Drag Link Tube	Tube de tige directrice	Tirante longitudinale comando sterzo
Drain Plug	Bouchon de vidange	Tappo di scarico
Drive	Entrainement	Trasmissione
Drive Core	Entrainement, âme d'	Nucleo trasmissione
Drive Coupling	Entrainement, raccord d'	Accoppiamento trasmissione
Drive Dog	Entrainement, crabot d'	Innesco trasmissione
Drive Flange	Entrainement, bride d'	Flangia trasmissione
Drive Motor	Entrainement, moteur d'	Motore principale
Drive Pump	Entrainement, pompe d'	Pompa trasmissione
Drive Shaft	Entrainement, arbre d'	Albero comando
Drive Tube	Entrainement, tube d'	Tubo trasmissione
Dual Sweep	Double balayage	Curvatura doppia
Dump Valve	Soupape de décharge	Valvola di scarico rapido
Dust	Poussière	Polvere

E

Earth, electrical (Ground)	Terre / Masse	Massa
Eccentric	Excentrique	Eccentrico
Elbow	Coude	Gomito
Electric	Electrique	Elettrico
Electrical	Electrique	Elettrico
Element	Elément	Elemento
Enclosure	Enceinte	Alloggiamento
End	Extrémité	Estremità
End Plate	Extrémité, plaque d'	Piastra estremità
End Cap	Extrémité, chapeau d'	Cappuccio estremità
Engine	Moteur	Motore
Exchange	Echange	Scambio
Exhaust	Echappement	Scarico
Exhaust Gas Recirculation (EGR)	Recyclage de gaz d'échappement	Ricircolo gas di scarico
Expansion	Dilatation	Espansione
Extended	Dilaté	Esteso
Extension	Extension	Estensione
Extinguisher	Extincteur	Estintore

When ordering replacement parts, always give the machine's Serial Number and specify Part Number, Quantity & Description



F		
Fan	Ventilateur	Ventola
Fastener	Fixation	Dispositivo di fissaggio
Feed	Alimentation	Alimentazione
Female	Femelle	Femmina
Filler	Remplisseur	Bocchettone di riempimento
Filter	Filtre	Filtro
Finisher	Finisseur	Finitore
Fire	Feu	Combustione
First	Premier	Primo
Fishtail	Queue de poisson / Cône	Coda di pesce
Fit	Emboiter / Monter	Montaggio
Fitting	Raccord	Montaggio
Fixing	Fixation	Rettifica
Flange	Bride	Flangia
Flap	Volet	Alettone
Flash	Flash	Flash
Flexible (Flexi)	Flexible	Flessibile (flexi)
Floor	Plancher	Pavimento
Floorplate	Plaque de sol	Base pavimento
Flow	Débit	Flusso
Fluid	Fluide	Fluida
Flywheel	Volant	Volano
Foam	Mousse	Schiuma
Fog	Brouillard	Nebbia
Foot	Pied	Piede
Forward	Avant	Avanti
Frame	Bâti	Telaio
Front	Avant	Anteriore
Fuel	Carburant	Combustibile
Function	Fonction	Funzione
Fuse	Fusible	Fusibile

G		
Gain	Gain	Guadagno
Galvanised	Galvanisé	Zincato
Gantry	Portique	Cavalletto
Gas	Gaz	Gas
Gas Strut	Jambe à gaz	Puntone gas
Gasket	Garniture d'étanchéité	Guarnizione

When ordering replacement parts, always give the machine's Serial Number and specify Part Number, Quantity & Description



Gauge	Manomètre	Calibro
Gauze	Gaze	Garza
Gear	Engrenage	Ingranaggio
Geared	A engrenages	Ingranato
Gearbox	Boîte de vitesses	Scatola del cambio
General	Général(e)	Generale
Glass	Verre	Vetro
Glow Plug	Bougie de préchauffage	Spina a incandescenza
Gobbler (Nozzle Tilt)	Gobbler (Inclinaison d' Embout)	Gobbler (Ugello Inclinazione)
Grab	Grappin	1. Estrattore a pinza (n)
Grease	Graisse	Grasso
Greaser	Graisseur	Ingrassatore
Green	vert	Verde
Grey	gris	Grigio
Grill	gril	Griglia
Grip	manche	1. Presa (n)
Grub Screw	vis sans tête	Vite di riferimento
Grommet	virole	Anello di tenuta
Guard	Carter de protection	Riparo
Guide	Guide	Guida

H

Handbrake	Frein à main	Freno a mano
Hand	Côté	Mano
Hand Primer	Pompe à main, dispositif de	Pompetta di adescamento a mano
Hand Wash	Lavage à main	Lavaggio a mano
Handle	Poignée	Maniglia
Hanger	Suspension	Supporto pendente
Harness	Harnais	Cablaggio
Head	Tête	Testa
Headlamp	Phare	Faro
Heat	Chaleur	Calore
Heatshield	Bouclier thermique	Scudo termico
Heater	Chauffage	Riscaldatore
High Pressure	Haute pression	Alta pressione
Hi Tip	Bennage en hauteur	Punta alta
Hinge	Charnière	Cerniera
Hinged	Charnière, à	Incernierato

When ordering replacement parts, always give the machine's Serial Number and specify Part Number, Quantity & Description



Holder	Porte-outil	Staffa di supporto
Hooks	Crochets	Ganci
Hopper	Trémie	Serbatoio con scarico sul fondo
Horn	Avertisseur sonore	Avvisatore acustico
Hose	Tuyau flexible	Tubo flessibile
Hose Tail	Tuyau flexible, bout de	Raccordo tubo flessibile
Hot	Chaud	Caldo
Hour Meter	Compteur horaire	Contaore
Housing	Logement	Alloggiamento
Hub	Manchon	Mozzo
Hydraulic	Hydraulique	Idraulico
Hydrant	Bouche d'incendie	Idrante
Hydrant Filler	Bouche d'incendie, disp. de remplissage	Filtro idrante
Hydrant Hose	Bouche d'incendie, tuyau souple	Tubo idrante
Hydrostatic	Hydrostatique	Idrostatico

I

Identification	Identification	Identificazione
Idle	Inactif / Ralenti	Inattivo
Ignition (Ign)	Contact	Accensione (Acc)
Illuminated	Eclairé	Illuminato
Illustrated	Illustré	Illustrato
Illustration	Illustration	Illustrazione
Impellor	Rotor / Turbine	Girante
Inclusive	Compris	Inclusivo
Information (Info)	Informations	Informazioni (Info)
In	Entré	Dentro
Inlet	Entrée	Ammissione
Inlet Cone	Entrée, cône d'	Cono di ammissione
Inlet Pipe	Entrée, tuyau d'	Tubo di ammissione
Injection Pump	Pompe d'injection	Pompa d'iniezione
Injector	Injecteur	Iniettore
Injector Pipe	Tuyau d'injection	Tubo iniettore
Input	Entrée	Ingresso
Inseal Strip	Bande d'étanchéité	Guarnizione sigillante
Insert	Insert	Inserito
Insertion	Insertion	Inserimento
Installation	Installation	Installazione

When ordering replacement parts, always give the machine's Serial Number and specify Part Number, Quantity & Description



Instrument	Instrument	Strumento
Insulator	Isolateur	Isolante
Inter Cooler	Refroidisseur intermédiaire	Refrigeratore intermedio
Interior	Intérieur	Interno
Interim	Intérimaire	Interim
Internal	Interne	Interno
Item	Article	Articolo

J

Jet	Jet	Getto
Joint	Joint	Giunto
Joystick	Joystick	Joystick
Jubilee Clip	Pince crocodile	Fermaglio Jubilee
Junction	Jonction	Incrocio

K

Key	Clé	Chiave
Key Switch	Interrupteur à clé	Interruttore a chiavetta
Kerb	Bordure	Bordo (as in pavement)
King Pin	Axe-pivot	Perno di sterzaggio
King Post	Poinçon de faite	Puntone di sostegno
Kit	Kit	Corredo
Knob	Bouton	Manopola

L

Label	Etiquette	
Lamp	Lampe	Lampada etichetta
Work Lamp	Lampe de travail	Lampada da lavoro
Head Lamp	Projecteur	Faro
Side Lamp	Lampe latérale	Luce di posizione
Lance	Lance	Lancia
Lap Joint	Joint à recouvrement	Giunto a sovrapposizione
Large	Grand	Grande
Latch	Verrou	Serratura
Lead	Fil	Cavo
L.E.D. (Light Emitting Diode)	Diode électroluminescente	LED (Diodo a emissione luminosa)
Leash	Laisse	Maglia
Left	Gauche	Sinistra
Left Hand Drive (LHD)	Conduite à gauche	Guida a sinistra (LHD)
Leg	Jambe	Gamba
Length	Longueur	Lunghezza

When ordering replacement parts, always give the machine's Serial Number and specify Part Number, Quantity & Description



Lens	Objectif	Lente
Level	Niveau	Livello
Lever	Levier	Leva
Lid	Couvercle	Coperchio
Lift	Ascenseur	Sollevare
Lifting	Levage	Sollevamento
Light	Feux	Luce
Side Light	Feux latéraux	Luce di posizione
Head Light	Phare	Faro
Rear Light	Feu arrière	Fanale di coda
Brake Light	Feux stop	Luce freno
Interior Light	Eclairage intérieur	Luce abitacolo
Fog Light	Feu antibrouillard	Faro antinebbia
Linch Pin	Axe d'essieu	Acciarino
Lining	Revêtement	Rivestimento interno
Link	Maillon	Articolazione
Linkage	Tringlerie	Sistema di leve
Litre	Litre	Litro
List	Liste	Lista
Load	Charge	Carico
Located	Situé	Posizionato
Lock	Verrou	Fermo
Locknut	Ecrou de blocage	Controdado
Locker	Armoire	Armadietto
Locking	Verrouillage	Serraggio
Long	Long	Lungo
Loom	Métier	Cablaggio
Loop	Boucle	Circuito elettrico ad anello
Low Pressure	Basse pression	Bassa pressione
Lower	Baisser	Inferiore
Lubricant	Lubrifiant	Lubrificante
Lubrication	Lubrification	Lubrificazione

M

Machine	Machine	Macchina
Magnet	Aimant	Magnete
Magnetic	Magnétique	Magnetico
Main	Principal(e)	Principale
Male	Mâle	Maschio
Management	Gestion	Gestione

When ordering replacement parts, always give the machine's Serial Number and specify Part Number, Quantity & Description



Manifold	Collecteur	Collettore
Manual	Manuel	Manuale
Manufactured	Fabriqu�	Fabbricato
Marker Lamp	Lampe signal	Lampada di segnalazione
Master	Maitre	Principale
Master Cylinder	Maitre-cylindre	Cilindro principale
Maximum (Max)	Maximum (maxi)	Massimo (max.)
Mesh	Tamis	Maglia
Metal	M�tal	Metallo
Meter	M�tre	Calibro
Micro Switch	Micro-contact	Microinterruttore
Minimum (Min)	Minimum (mini)	Minimo (min.)
Mirror	Miroir	Specchio
Miscellaneous	Divers	Miscellanea
Modified	Modifi�	Modificato
Module	Module	Modulo
Monitor	Moniteur	Monitor
Motor	Moteur	Motore
Mount	Monture	Montaggio
Mounted	Mont�	Montato
Mounting	Ch�ssis / Support	Montaggio
Mud Flaps	Bavettes de garde-boue	Paraspruzzi
Mud Guard	Garde-boue	Parafango
Muffler	Amortisseur	Marmitta
Multi Function	Multifonctions	Multifunzionale

N

N/A (Not Applicable)	S/O (sans objet)	N/D (Non disponibile)
Narrow	Etroit	Stretto
Near side	C�t� trottoir	Lato guida
Negative	N�gatif	Negativo
Neutral	Neutre	Neutro
New	Nouveau (nouvelle)	Nuovo
Nipple	Manchon	Raccordo filettato
No	Non	N. (Numero)
Non Return	Anti-retour	Non ritorno
Normal	Normal	Normale
Note	Note	Nota
Nozzle	Embout / Buse	Ugello
Number	Num�ro	Numero

When ordering replacement parts, always give the machine's Serial Number and specify Part Number, Quantity & Description



Numerical	Numérique	Numerico
Nut	Ecrou	Dado
Nyloc Nut	Ecrou « Nyloc »	Dado Nyloc
Hex Nut	Ecrou hexagonal	Dado a testa esagonale
Plain Nut	Ecrou normal	Dado liscio
Self Locking Nut	Ecrou autobloquant	Dado autobloccante
Thin Nut	Ecrou mince	Dado sottile
Nylon Tube	Tube de nylon / Nylon, tube de	Tubo di nylon

O

Obsolete	Périmé	Obsoleto
Off	Arrêt	1. Spento 2. Inattivo
Off Side	Côté route	Lato passeggero
Oil	Huile	Olio
Olive	Olive	Oliva
On	Marche	1. Acceso 2. Attivo
Open	Ouvrir	Aprire
Opened	Ouvert(e)	Aperto
Opening	Ouverture	Apertura
Operating	Fonctionnement, de	Operativo
Option	Option	Opzione
Optional	Optionnel(le)	Opzionale
Orange	Orange	Arancione
Original	Original	Originale
O Ring	Joint torique	Anello di tenuta toroidale
Out	Sorti(e)	1. Fuori 2. Esterno
Outer	Extérieur(e)	Esterno
Outlet	Sortie	Sbocco
Output	Production	Uscita
Overhead	Surélevé	in testa
Overload	Surcharge	Sovraccarico

P

Packer	Garniture d'étanchéité	Imballatore
Panel	Panneau	Pannello
Part	Pièce	Ricambio
Pedal	Pédale	Pedale
Pick-up	Prendre / en lever	Ripresa
Pilot (pressure)	Pilote	Pilota
Pin	Cheville	Perno
Pinion	Pignon	Pignone

When ordering replacement parts, always give the machine's Serial Number and specify Part Number, Quantity & Description



Pink	Rose	Rosa
Pipe	Tuyau	Tubo
Piping	Tuyauterie	Tubazione
Piston	Piston	Pistone
Pivot	Pivot	Perno di testa
Plastic	Plastique, matière	Plastica
Plate	Plaque	Piastra
Plinth	Plinthe	Base
Plug	Bouchon / Prise électrique	Spina
Point	Point	Punto
Poppet Valve	Soupape / Clapet	Valvola supporto verticale
Ports	Orifices	Porte
Position	Position	Posizione
Positioned	Positionné(e)	Posizionato
Post	Montant	Montante
Potentiometer	Potentiomètre	Potenziometro
Power	Puissance	Potenza
Pneumatic (See Also Air)	Pneumatique	Pneumatico (vedi anche Aria)
Pressure	Pression	Pressione
Primer	Amorce / Apprêt	Innesco
Production	Production	Produzione
Prop	Support	Puntello
Propshaft	Arbre de transmission	Albero puntello
Pull	Tirer	Tirare
Pulley	Poulie	Puleggia
Pulsation	Pulsation	Pulsazione
Pulse	Impulsion	Polso
Pump	Pompe	Pompa
Purple	Violet	Porpora
Push	Pousser	Spingere

Q

Quick Release	Rapide, raccord	Disinnesco rapido
----------------------	-----------------	-------------------

R

Radiator (Rad)	Radiateur	Radiatore (rad)
Raise	Soulever	Sollevare
Raised	Soulevé(e)	Sollevato
Ram	Vérin	Pistone
Ratio	Rapport	Rapporto
Rear	Arrière	Retro

When ordering replacement parts, always give the machine's Serial Number and specify Part Number, Quantity & Description



Red	Rouge	Rosso
Reducer	Réducteur	Riduttore
Reducing	Réduction, de	Riduzione
Reduction	Roue / Enrouleur	Riduzione
Reel	Bobine	Bobina
Refer	Voir	Riferimento
Refill	Remplir	Rabbocco
Regulator	Régulateur	Regolatore
Related	Relatif	Correlato
Relay	Relais	Relè
Release	Dégagement	Disinnesco
Relief Valve	Soupape de sûreté	Valvola di sfogo
Remote	A distance / Distance, à	Remoto
Repair	Réparation	Riparazione
Replacement	Remplacement	Sostituzione
Resister	Résistance	Resistore
Restrictor	Restriction	Limitatore
Retainer	Retenue, dispositif de	Fermo
Retaining	Retenue, de	Sostegno
Return	Retour	Ritorno
Reverse	Inverse	Retromarcia
Reversing	Recul	Inversione di marcia
Right	Droite	Destra
Right Hand Drive (RHD)	Conduite à droite	Guida a destra
Rim	Jante	Bordo
Ring	Bague	Anello
Road	Route	Strada
Rod	Tige	Asta
Rolling	Roulant, de roulement	Rotolante
Rotary	Rotatif	Rotante
Rotate	Tourner	Ruotare
Rotating	Tournant	Rotante
Rotation	Rotation	Rotazione
Rubber	Caoutchouc	Gomma

S

Safety	Sécurité	Sicurezza
Scraper	Racleur	Raschietto
Screen	Ecran	Schermo
Screw	Vis	Scheggia

When ordering replacement parts, always give the machine's Serial Number and specify Part Number, Quantity & Description



Hex hd (hexagonal head)	Vis à tête 6 pans	Testa esagonale
skt hd (socket head)	Vis à tête creuse	Brugola
csk hd (counter-sunk head)	Vis à tête fraisée	Svasata
Seal	Garniture d'étanchéité	Chiusura ermetica
Sealant	Etanchéifiant	Materiale di tenuta
Sealing	Etanchéité, d'	Sigillante
Seat	Siège	Sedile
Securing	Fixation, de	Fissaggio
Selector Shaft	Levier de commande	Albero selettore
Self Tapping	Auto-taraudeur	Autofilettante
Sender	Expéditeur / Transmetteur	
Sensor	Capteur	Sensore
Separation	Séparation	Separazione
Serial	Série, de	Seriale
Service Exchange (S/EX)	Echange standard	Scambio di servizio
Setscrew	Vis de calage	Vite di fermo
Shaft	Arbre	Albero
Shells	Calandres	Gusci
Shield	Ecran	Scudo
Shim	Cale	Zeppa
Shock Absorber	Amortisseur	Ammortizzatore
Shoe	Patin	Scarpa
Short	Court(e)	Ganascia
Shovel	Pelle	Pala
Side Access Door	Porte d'accès latéral	Sportello accesso laterale
Sight	Vue	Mirino
Silencer	Silencieux	Silenziatore
Silicon	Silicone	Silicone
Single	Simple	Singolo
Skirt	Jupe	Bordatura
Slate	Ardoise	Ardesia
Sleeve	Gaine	Manicotto
Slew	Pivoter	Ruotare
Slewing	Orientation	Rotazione
Sliding	Coulissant	Slittamento
Slotted	Fente, A	Sfinestrato
Small	Petit(e)	Piccolo
Socket	Prise	Presa
Solenoid	Solénoïde / Noyau	Solenoid

When ordering replacement parts, always give the machine's Serial Number and specify Part Number, Quantity & Description



Spacer	Pièce d'espacement	
Spare	Rechange, pièce de	
Speakers	Haut-parleurs	
Special	Spécial(e)	
Speed	Vitesse	
Spherical	Sphérique	
Spigot	Goujon / Tube de jonction	
Spindle	Broche	
Splined	Cannelé	
Split Pin	Goupille fendue	
Splitter	Répartiteur	
Spray	Pulvérisateur	Spray
Spring	Ressort	Molla
Stabiliser	Stabilisateur	Distanziatore
Stabilising	Stabilisation	Ricambio
Stack	Pile	Altoparlanti
Standard	Standard	Speciale
Standpipe	Colonne montante	Velocità
Starter	Démarrreur	Sferico
Steel	Acier	Gradino di centraggio
Steering	Direction	Mandrino
Stiffener	Raidisseur	Scanalato
Stop	Arrêt	Coppiglia
Stowage	Arrimage	Sdoppiatore
Straight	Droit(e)	Sistemazione bagagli
Strap	Sangle	Dritto
Strip	Bande	Cintura
Stem	Tige	Guarnizione
Storage	Rangement	Stelo
Strap	Attache	Bagagliaio
Strut	Jambe	Puntone
Stub	Souche	Mozzicone
Stud	Goujon fileté	Prigioniero
Studded	Barrettes, A	Fissato con prigionieri
Studding	Colombage	Fissaggio con prigionieri
Sub Frame	Faux-châssis	Sottotelaio
Suction Fan	Turbine d'aspiration	Ventola aspirante
Suction Nozzle	Buse d'aspiration	Ugello aspirante
Sump	Carter	Coppa

When ordering replacement parts, always give the machine's Serial Number and specify Part Number, Quantity & Description



Supply	Fourniture	Alimentazione
Support	Support	Supporto
Suppression	Suppression	Soppressione
Suspension	Suspension	Sospensione
Sweep	Balayage	Curvatura
Sweeping	Balayant, de balayage	Formatura a sagoma
Swing	Balancement	Oscillazione
Switch / Switches	Interrupteur / Interrupteurs	Interruttore / Interruttori
Swivel	Pivotant	Parte girevole
System	Système	Sistema

T

Tab Washer	Rondelle à languettes	Rondella di sicurezza
Tachograph	Tachygraphe	Tachigrafo
Tachometer	Tachymètre	Tacometro
Tandem	Tandem	Tandem
Tank	Réservoir	Serbatoio
Tapered	Conique	Conico
Taper Lock	Verrou conique	Serratura conica
Tee Key	Clé à béquille	Chiave a T
Temperature (Temp)	Température (temp.)	Temperatura (Temp)
Template	Gabarit	Sagoma
Tensioner	Tendeur	Tensiometro
Terminal	Borne	Terminale
Test	Test	Test
Thermostat	Thermostat	Termostato
Thick	Epais	Spesso
Thimble	Dé	Bussola
Thin	Mince	Sottile
Throttle	Accélérateur	Farfalla
Thrust	Poussée	Spinta
Tie Rod	Tirant	Tirante
Tilt	Inclinaison	Inclinazione
Tilting	Inclinable	Inclinazione
Timer	Minuterie	Timer
Timing	Minutage	Temporizzazione
Toggle	Bascule	Ginocchiera
Tool	Outil	Attrezzo
Toolbox	Boîte à outils	Cassetta attrezzi
Toothed	Dentelé(e)	Dentato

When ordering replacement parts, always give the machine's Serial Number and specify Part Number, Quantity & Description



Top	Dessus	Cima
Tow	Remorquer	Rimorchio
Tow Ball	Boule de remorquage	Sfera rimorchio
Tow Bar	Barre de remorquage	Barra rimorchio
Tow Point	Point de remorquage	Punto di rimorchio
Track Rod	Barre d'accouplement	Barra di accoppiamento
Trailer	Remorque	Rimorchio
Transfer Gearbox	Boîte de transfert intermédiaire	Scatola del cambio a trasferimento
Transmission	Transmission	Trasmissione
Travel	Course	Corsa
Trunking	Jonction	Circuito di collegamento
Trunnion	Tourillon	Perno di articolazione
Tube	Tube	Tubo
Tubing	Tubage	Tubazione
Turbocharger (Turbo)	Turbocompresseur	Turbocompressore
Twin	Jumelé	Gemello
Type	Type	Tipo
Typical	Typique	Tipico
Tyre	Pneu	Pneumatico

U

Uncompressed	Non comprimé	Decompresso
Underside	Dessous	Disotto
Universal Joint (U/J)	Joint universel / Croisillon	Giunto universale
Union	Raccord	Unione
Unit	Unité	Unità
Un-Loader	Déchargeur	Scaricatore
Up	Dessus	Su
Update	Mise à jour	Aggiornamento
Usage	Utilisation	Utilizzo

V

Valve	Vanne / Soupape	Valvola
Variant	Variante	Variante
Vehicle	Véhicule	Veicolo
Voltage	Tension	Voltaggio

W

Wander Hose	Flexible aspirateur	Tubo flessibile mobile
Warning	Avertissement	Avvertenza
Washer	Rondelle	Rondella

When ordering replacement parts, always give the machine's Serial Number and specify Part Number, Quantity & Description



Water	Eau	Acqua
Wear	Usure	Usura
Weed Ripper	Désherbage, dispositif de	Sarchiatore
Welded	Soudé	Saldato
Wheel	Roue	Ruota
White	Blanc(he)	Bianco
Wide Sweep	Balayage large	Curvatura larga
Windscreen	Pare-brise	Parabrezza
Wiper	Essuie-glace	Tergicristallo
Wires	Câblage	Fili
Wiring - black, blue, brown, green, grey, orange, pink, purple, red, white yellow	Câblage - noir, bleu, marron, vert, gris, orange, rose, violet, rouge, blanc jaune	Cablaggio Nero, Blu, Marrone, Verde, Grigio, Arancione, Rosa, Porpora, Rosso, Bianco Giallo
Work Light	Lampe de travail	
X		
Xenon	Xénon	Xenon
Y		
Yellow	Jaune	Giallo

When ordering replacement parts, always give the machine's Serial Number and specify Part Number, Quantity & Description



ENGLISH	ESPAÑOL	SVENSKA
A		
Access	Acceso	Tillgång
Accessories	Accesorios	Tillbehör
Accelerator	Acelerador	Gaspedal
Actuator	Accionador, servomotor	Aktiverare
Adaptor (adapt)	Adaptador (Adapt.)	Övergång
Adapter Flange	Brida del adaptador	Övergångsfläns
Adaptor Plate	Disco del adaptador	Övergångsplatta
Adaptor, Straight	Tramo recto del adaptador	Rak övergång
Adjuster	Regulador	Justering
Adjuster Kit	Juego regulador	Justeringsatts
Adjuster Valve	Válvula del regulador	Ventiljustering
Adjustable	Ajustable	Justerbar
Aerial	Antena	Antenn
Air	Aire	Luft
Air Cleaner	Purificador de aire	Luftrenare
Air Conditioner	Aire acondicionado	Luftkonditionering
Air Cylinder	Cilindro de aire	Luftcylinder
Air Filter	Filtro de aire	Luftfilter
Air Manifold	Distribuidor de aire	Luftfördelare
Air Mass Meter	Medidor de masa de aire	Luftmätare
Air Feed	Inyector de aire	Luftförsörjning
Air Air Chute	Conducto neumático	Dränering
Air Outlet	Salida de aire	Överskottsluft
Air Muffler	Silenciador de aire	Luftljuddämpare
Air Pressure Regulator	Regulador de presión del aire	Luftregulator
Air Ram	Aire a presión	Luftkolv
Air Valve	Válvula de aire	Luftventil
Air Vent Pipe	Tubería del sistema de ventilación	Luftventilsrör
Alternator	Alternador	Generator
Alternator Interface	Acoplamiento del alternador	Generatorfäste
Aluminium (Alum)	Aluminio (Alum.)	Aluminium
Anchor	Anclaje	Ankare
Angle	Ángulo	Vinkel
Antiluce Fastener	Elemento de sujeción "Antiluce"	Låsbeslag(sidodörr)

When ordering replacement parts, always give the machine's Serial Number and specify Part Number, Quantity & Description



Amendment (Amdt.)	Corrección (Correc.)	Rättelse/förbättring
Amplifier	Amplificador	Elektrisk förstärkare
Arrangement	Disposición	Arrangemang
Ashtray	Cenicero	Askkopp
Assembly (Assy)	Conjunto (Conj.)	Sätta ihop
Auto Blanking	Borrado automático	Automatisk stängning
Automatic	Automático	Automatisk
Auxiliary	Auxiliar	Extra
Axle	Eje	Axel
Axle Beam	Viga del eje	
Axle Bolt	Perno del eje	Axelbult
Axle Breather	Respiradero del eje	
Axle Carrier & Tube	Tubo y soporte del eje	
Axle Front	Frontal del eje	Framaxel
Axle Rear	Trasera del eje	Bakaxel
Axle Washer	Arandela del eje	Axelbricka

B

Back Plate	Contraplato	Bakstycke
Bag	Bolsa	Säck
Ball	Bola	Kula
Ball End	Lado esférico	
Ball Joint	Rótula	
Ball Valve	Válvula de bola	Kulventil
Bar	Barra	Ramp
Basin	Vasija	Skål
Battery	Batería	Batteri
Battery Housing	Alojamiento de la batería	Batterikåpa
Battery Terminals	Bornes de la batería	Batteriterminal
Battery Lead	Cable de la batería	Batteribly
Battery Tray	Bandeja de la batería	Batteri platta
Beacon	Faro	Varningsljus
Beacon Bar	Barra del faro	Takramp varningsljus
Beam	Haz	Strålkastare
Bearing	Cojinete	Lager
Bell Housing	Carcasa del embrague	Svänghjulsåpa
Bellows	Fuelle	Bälg
Belt	Correa	Remm
Black	Negro	Svart
Blanking	Borrado	Stängning

When ordering replacement parts, always give the machine's Serial Number and specify Part Number, Quantity & Description



Beeper	Emisor de tonos	Backvanare
Blind Rivet	Remache ciego	Popnit
Block	Bloque	Stänga/sätta igen
Blue	Azul	Blå
Board	Tablero	Skiva
Body	Cuerpo	Kropp
Bolt	Perno	Bult
hex hd (hexagonal head)	cab. hexag. (cabeza hexagonal)	Bult (sexkanthuvud)
skt hd (socket head)	cab. hueca (cabeza hueca)	Bult försänkt huvud
csk hd (counter-sunk head)	cab. avell. (cabeza avellanada)	
Boom	Brazo	Bom
Boost	Empujar	Högeffekt
Bore	Calibre	Borra
Boss	Refuerzo	Knopp
Bottom	Inferior	Nertill
Bottle	Botella	Flaska
Box	Cuadro	Låda
Brace	Abrazadera	Band
Bracket (Brkt)	Soporte (Sop.)	Konsoll
Brake	Freno	Broms
Brass Wing Nut	Tuerca de mariposa de latón	Mässingsvingmutter
Breather	Respiradero	Luftare
Broom	Escobilla	Kvast
Brown	Marrón	Brun
Brush	Escobilla	Borste
Base	Base	Bas
Buffer	Amortiguador	Dämpare
Build	Construir	Bygga
Bulb	Bombilla	Lampa
Bulkhead	Mampara	Skott (i tank)
Bumper	Parachoques	Kofångare
Bump Stop	Tope	Underkörningsskydd
Bungee Cord	Cuerda elástica	
Bush	Casquillo	Bussning
Buzzer	Zumbador	Summer
Button	Botón	Knapp

When ordering replacement parts, always give the machine's Serial Number and specify Part Number, Quantity & Description

**C**

Cab	Cabina	Hytt
Cable	Cable	Wire
Caliper	Calibrador	
Cam Shaft	Árbol de levas	Kamaxel
Camera	Cámara	Kamera
Canopy	Cúpula	Kanape
Cap	Tapa	Kåpa
Capping	Cubierta	
Carabiner	Mosquetón	Karbidhake
Carrier	Soporte	Bärare
Case	Caja	Fall
Casing	Carcasa	Hölje
Catalogue	Catálogo	Katalog
Catch	Fiador	Fånga
Caution	Precaución	Varning
Centre	Centro	Mitten
Chain	Cadena	Kedja
Chassis	Chasis	Chassie
Check	Control	Kontrollera
Check Valve	Válvula de retención	Kontrollventil
Chute	Conducto	Dränering
Circlip	Resorte circular	Buntband
Circuit	Circuito	Strömkrets
Clamp	Grapa	Klämma
Cleaner	Limpiador	Rengörare
Clevis	Horquilla	
Clip	Pinza	Klämma
Clutch	Embrague	Koppling
Coach	Carrocería	Kaross
Coil	Bobina	Spole
Collar	Casquillo	Krage
Complete	Completo	Slutföra
Components	Componentes	Komponent
Compressor	Compresor	Kompressor
Cone	Cono	Konisk
Connector	Conector	Kontaktor
Connecting	Conexión en curso	Ansluta
Connection	Conexión	Anslutning

When ordering replacement parts, always give the machine's Serial Number and specify Part Number, Quantity & Description



Con Rod (Connecting Rod)	Biela (Biela)	
Continued (Cont.)	Continuación (Cont.)	Fortsatt
Control (Cntrl)	Control (Cont.)	Kontroll
Controller	Controlador	Kontrollant
Conventional	Convencional	Vanlig
Conversion (Conv)	Conversión (Conv.)	Omställning
Cooler	Refrigerador	Kylare
Cooling	Refrigeración	Kylning
Copper	Cobre	Koppar
Core	Núcleo	Stomme
Cotter	Chaveta	Sprint/kil
Coupling	Acoplamiento	Koppling
Cover	Cubierta	Skydd
Cowling	Capó	
Crank-case	Cárter	Vevhus
Cranked	Acodado	Krökt
Cross Member	Travesaño	Tvärstag
Crown Wheel	Corona dentada	Kronhjul
Curb	Borde	Kansten
Cylinder	Cilindro	Cylinder

D

Damper	Amortiguador	Dämpare
Deflector	Deflector	Riktare
Description	Descripción	Beskrivning
Details	Detalles	Detaljer
Detergent	Detergente	Rengöring
Diagram	Diagrama	Diagram
Dial	Cuadrante	Ring
Diaphragm	Diafragma	Diafragma
Diode	Diodo	Diod
Dipped Beam	Luz de cruce	Halvljus
Dipstick	Varilla de nivel de aceite	Olje/mätsticka
Dipstick guide	Guía de la varilla de nivel de aceite	Markering oljesticka
Dipstick tube	Tubo de la varilla de nivel de aceite	Rör oljesticka
Directional	Direccional	Riktningvisare
Dirt	Suciedad	Smutts
Disc/Disk	Disco	Lamell

When ordering replacement parts, always give the machine's Serial Number and specify Part Number, Quantity & Description



Display	Pantalla	Skärm
Distributor	Distribuidor	Distributör
Diverter	Desviador de flujo	Omvändare
Door	Puerta	Dörr
Double	Doble	Dubbel
Dowel	Espiga	Plugg/tapp
Down	Abajo	Ner
Dowty Seal	Junta "Dowty"	
Drag Link Tube	Biela de arrastre	
Drain Plug	Tapón de drenaje	Dräneringsplug
Drive	Transmisión	Köra
Drive Core	Núcleo de la transmisión	Drivaxel
Drive Coupling	Acoplamiento de la transmisión	Drivkoppling
Drive Dog	Retén de la transmisión	
Drive Flange	Brida de la transmisión	Drivfläns
Drive Motor	Motor de la transmisión	Drivmotor
Drive Pump	Bomba de la transmisión	Drivpump
Drive Shaft	Eje de la transmisión	Drivaxel
Drive Tube	Tubo de la transmisión	
Dual Sweep	Doble barrido	Dubbelsug
Dump Valve	Válvula de descarga	Övertrycksventil
Dust	Polvo	Damm

E

Earth, electrical (Ground)	Tierra	Jord
Eccentric	Excéntrico	Eccentrix
Elbow	Codo	Vinkel
Electric	Eléctrico	Elektrisk
Electrical	Eléctrico	Elektriska
Element	Elemento	Beständsdel
Enclosure	Caja	Omgivet
End	Extremo	Slut
End Plate	Placa de tope	Skyddsplatta
End Cap	Tapa de extremo	Skyddskåpa
Engine	Motor	Motor
Exchange	Intercambio	Växla
Exhaust	Escape	Avgaser
Exhaust Gas Recirculation (EGR)	Recirculación de los gases de escape (EGR)	Avgasventil (EGR)

When ordering replacement parts, always give the machine's Serial Number and specify Part Number, Quantity & Description



Expansion	Expansión	Expantion
Extended	Extendido	Förlängd
Extension	Extensión	Förlängning
Extinguisher	Extintor	Förlängare

F

Fan	Ventilador	Fläkt
Fastener	Sujeción	Fäste
Feed	Alimentación	Försörjning
Female	Hembra	Kvinna
Filler	Embudo	Filler
Filter	Filtro	Filter
Finisher	Unidad de acabado	Avslutare
Fire	Fuego	Eld
First	Primero	Första
Fishtail	Cola de pez	
Fit	Acoplar	Passa
Fitting	Conector	Montering/installation
Fixing	Fijación	Laga
Flange	Brida	Fläns
Flap	Aleta	Dörr / öppning
Flash	Centelleo	Blixt
Flexible (Flexi)	Flexible (Flex.)	Flexibel
Floor	Piso	Golv
Floorplate	Placa de piso	Golvplatta
Flow	Flujo	Flöde
Fluid	Líquido	Vätska
Flywheel	Volante	Stödhjul
Foam	Espuma	Skumm
Fog	Niebla	Dimma
Foot	Pie	Fot
Forward	Directa	Framåt
Frame	Bastidor	Ram
Front	Delantero	Fram
Fuel	Combustible	Drivmedel
Function	Función	Funktion
Fuse	Fusible	Säkring

When ordering replacement parts, always give the machine's Serial Number and specify Part Number, Quantity & Description

**G**

Gain	Ganancia	Vinna
Galvanised	Galvanizado	Galvaniserad
Gantry	Pórtico	Brygga/ställning
Gas	Gas	Gas
Gas Strut	Montante de gas	
Gasket	Junta	Packning
Gauge	Indicador	Tryckmätare
Gauze	Tela metálica	Flor(gasbinda)
Gear	Engranaje	Växel
Geared	Accionado por engranaje	Växlad
Gearbox	Caja de cambios	Växellåda
General	General	I allmänhet
Glass	Vidrio	Glas
Glow Plug	Bujía incandescente	Glödstift
Gobbler (Nozzle Tilt)	"Gobbler"	Tilt (sugbox)
Grab	Gancho	Fånga
Grease	Grasa	Smörja
Greaser	Engrasador	Fett
Green	Verde	Grön
Grey	Gris	Grå
Grill	Rejilla	Grill
Grip	Mango	Grepp
Grub Screw	Tornillo de presión	Avdragare
Grommet	Arandela	
Guard	Protección	Skydd
Guide	Guía	Guide

H

Handbrake	Freno de mano	Handbroms
Hand	Manual, a mano	Hand
Hand Primer	Bomba de mano	Handcreme
Hand Wash	Lavado a mano	Handtvätt
Handle	Asa	Handtag/vred
Hanger	Soporte colgante	Hängare
Harness	Mazo de cables	Sele
Head	Cabeza	Huvud
Headlamp	Faro	Strålkastare
Heat	Calor	Värme
Heatshield	Pantalla térmica	Värmeplåt

When ordering replacement parts, always give the machine's Serial Number and specify Part Number, Quantity & Description



Heater	Calentador	Värmare
High Pressure	Alta presión	Högtryck
Hi Tip	Punta alta	Högtippande
Hinge	Bisagra	Gångjärn
Hinged	Articulado	Gångjärns hängd
Holder	Portaherramientas	Hållare
Hooks	Ganchos	Krokar
Hopper	Tolva	Behållare
Horn	Claxon	Signalhorn
Hose	Tubo flexible	Slang
Hose Tail	Extremo de tubo flexible	Slangände
Hot	Caliente	Varm
Hour Meter	Cronómetro	Timräknare
Housing	Carcasa	Kåpa/skydd
Hub	Cubo	Centrum
Hydraulic	Hidráulico	Hydraulisk
Hydrant	Boca de riego	Brandpost
Hydrant Filler		Brandpost huvud
Hydrant Hose	Tubo flexible de la boca de riego	Brandpostslang
Hydrostatic	Hidrostático	Hydrostatisk

I

Identification	Identificación	Identifiering
Idle	Ralentí	Idealisk
Ignition (Ign)	Encendido (Enc.)	Tändning
Illuminated	Encendido	Eliminerad
Illustrated	Ilustrado	Illustrerad
Illustration	Ilustración	Illustration
Impeller	Propulsor	Impeller
Inclusive	Inclusivo	Inklusive
Information (Info)	Información (Info.)	Information
In	Dentro, entrada	In
Inlet	Admisión	Insläpp
Inlet Cone	Núcleo de admisión	Insläppskona
Inlet Pipe	Tubo de admisión	Insläppsrör
Injection Pump	Bomba de inyección	Injektionspump
Injector	Inyector	Injektör
Injector Pipe	Tubo del inyector	Injektorrör
Input	Entrada	Ingående

When ordering replacement parts, always give the machine's Serial Number and specify Part Number, Quantity & Description



Inseal Strip	Banda de estanqueidad	
Insert	Insertar	Lägga till
Insertion	Inserción	Insättande/tillägg
Installation	Instalación	Installation
Instrument	Instrumento	Instrument
Insulator	Aislante	Isolerare
Inter Cooler	Refrigerador intermedio	Laddluftkylare
Interior	Interior	Inredning
Interim	Intermedio	Interim
Internal	Interno	Invändig
Item	Elemento	Punkt/artikel

J

Jet	Chorro, inyector	Jet
Joint	Articulación	Punkt
Joystick	Palanca de control	Joystick
Jubilee Clip	Pinza "Jubilee"	Slangklämma
Junction	Unión	Korsning

K

Key	Tecla	Nyckel
Key Switch	Interruptor de llave, llave de contacto	Tändningslås
Kerb	Borde	Kantsten
King Pin	Pivote central	
King Post	Palo macho	
Kit	Juego	Satts
Knob	Mando	Knopp

L

label	Etiqueta	Etikett
Lamp	Lámpara	Lampa
Work Lamp	Lámpara de trabajo	Arbetsljus
Head Lamp	Lámpara de cabeza	Strålkastare
Side Lamp	Lámpara lateral	Positionsljus
Lance	Lanza	Munstycke
Lap Joint	Articulación de solape	Fogpunkt
Large	Grande	Stor
Latch	Pestillo	Regla/stänga
Lead	Plomo, avance	Bly
L.E.D. (Light Emitting Diode)	LED (diodo emisor de luz)	L.E.D diod
Leash	Correa	Remm

When ordering replacement parts, always give the machine's Serial Number and specify Part Number, Quantity & Description



Left	Izquierda	Vänster
Left Hand Drive (LHD)	Conducción por la izquierda (LHD)	Vänsterstyrning
Leg	Pata	Ben
Length	Longitud	Längd
Lens	Lentes	Glas
Level	Nivel	Nivå
Lever	Palanca	Spak/hävstång
Lid	Tapa	Lock
Lift	Levantar	Lyfta
Lifting	Levantamiento	Lyfter
Light	Luz	Ljus
Side Light	Luz lateral	Sidoljus
Head Light	Faro	Strålkastare
Rear Light	Luz trasera	Bakljus
Brake Light	Luz de freno	Bromsljus
Interior Light	Luz interior	Innebelysning
Fog Light	Luz antiniebla	Dimmljus
Linch Pin	Pasador con anilla abatible	
Lining	Revestimiento interior	Bromsbelägg/beklädnad
Link	Articulación	Länk
Linkage	Varillaje de mando	Länksystem
Litre	Litro	Liter
List	Lista	List
Load	Carga, cargar	Lasta
Located	Situado	Placerad
Lock	Cierre, bloqueo	Lås
Locknut	Contratuerca	Läsmutter
Locker	Taquilla	Skåp
Locking	Cierre	Låsa
Long	Largo	Lång
Loom	Cableado eléctrico	Hölje
Loop	Bucle	Förbinda
Low Pressure	Baja presión	Lågtryck
Lower	Inferior, bajar	Sänka
Lubricant	Lubricante	Smörjmedel
Lubrication	Lubricación	Smörjning

When ordering replacement parts, always give the machine's Serial Number and specify Part Number, Quantity & Description

**M**

Machine	Máquina	Maskin
Magnet	Imán	Magnet
Magnetic	Magnético	Magnetisk
Main	Principal	Huvud
Male	Macho	Man
Management	Gestión	Skötsel
Manifold	Distribuidor	Fördelare
Manual	Manual	Manual
Manufactured	Fabricado	Tillverkad
Marker Lamp	Luz de señalización	
Master	Principal	Huvud
Master Cylinder	Cilindro maestro	Huvudcylinder
Maximum (Max)	Máximo (Máx.)	Maximum
Mesh	Malla	Galler
Metal	Metal	Metall
Meter	Metro	Meter
Micro Switch	Microinterruptor	Mikrobrytare
Minimum (Min)	Mínimo (Min.)	Minimum
Mirror	Espejo	Spegel
Miscellaneous	Varios	Ungefärlig
Modified	Modificado	Modifierad
Module	Módulo	Modul
Monitor	Monitor, controlar	Skärm
Motor	Motor	Motor
Mount	Montura	Montera
Mounted	Montado	Monterad
Mounting	Instalación, soporte	Montera
Mud Flaps	Aleta guardabarros	Stänkskydd
Mud Guard	Guardabarros	Stänkskärm
Muffler	Silenciador	Ljuddämpare
Multi Function	Multifunción, multiuso	Flerfunktion

N

N/A (Not Applicable)		
Narrow	Estrecho	Nära
Near side	Lado izquierdo	Nära sidan
Negative	Negativo	Negativ
Neutral	Neutral, punto muerto	Neutral
New	Nuevo	Ny

When ordering replacement parts, always give the machine's Serial Number and specify Part Number, Quantity & Description



Nipple	Manguito	Nippel
No. (Number)	Número	Nummer
Non Return	Sin retorno	Ingen återvändo
Normal	Normal	Normal
Note	Nota	Not
Nozzle	Boquilla	Munstycke
Number	Número	Nummer
Numerical	Numérico	Numrerad
Nut	Tuerca	Mutter
Nyloc Nut	Tuerca "Nyloc"	Nylocmutter
Hex Nut	Tuerca hexagonal	Mutter sexkant
Plain Nut	Tuerca lisa	Plan mutter
Self Locking Nut	Tuerca autoblocante	Låsmutter
Thin Nut	Tuerca fina	Mutter (tunn)
Nylon Tube	Tubo de nilón	Nylonslang

O

Obsolete	Obsoleto	Föråldrad
Off	Apagado	Av
Off Side	Lado derecho	Vid sidan av
Oil	Aceite	Olja
Olive	Oliva	Oliv
On	Encendido	På
Open	Abrir	Öppen
Opened	Abierto	Öppnad
Opening	Apertura, abertura	Öppning
Operating	Funcionamiento	Köra
Option	Opción	Tillbehör
Optional	Opcional	Valfri/frivillig
Orange	Naranja	Orange
Original	Original	Orginal
O Ring	Junta tórica	O ring
Out (Extended)	Fuera	
Outer	Exterior	Yttre
Outlet	Salida	Överskott
Output	Producción	Utkommande
Overhead	En cabeza	Över huvudet
Overload	Sobrecarga	Överlasta

When ordering replacement parts, always give the machine's Serial Number and specify Part Number, Quantity & Description

**P**

Packer	Tapón estanco	Packare
Panel	Panel	Panel
Part	Pieza	Del
Pedal	Pedal	Pedal
Pick-up (sensor)	Elegir	Sensor
Pilot (pressure)	Piloto	Pilot (tryck)
Pin	Pasador	Pinne
Pinion	Piñón	Pinjong
Pink	Rosa	Rosa
Pipe	Tubo (rígido)	Rör
Piping	Tubería	Rördragning
Piston	Pistón	Kolv
Pivot	Pivote	Styrtapp
Plastic	Plástico	Plast
Plate	Disco, placa	Tallrik
Plinth	Base	Plint
Plug	Enchufe, tapón	Plugg
Point	Punto	Punkt
Poppet Valve	Válvula de resorte	
Ports	Puertos	Port/öppning
Position	Posición	Position
Positioned	Colocado	Placerad
Post	Poste, borna	Stolpe/stötta
Potentiometer	Potenciómetro	Potensiometer
Power	Potencia	Ström
Pneumatic (See Also Air)	Neumático (véase también Aire)	Pneumatisk
Pressure	Presión	Tryck
Primer	Cebador	Primer
Production	Producción	Produktion
Prop	Apoyo	Stöd/palla under
Propshaft	Árbol de transmisión	Kardanaxel
Pull	Tirar, tracción	Drag
Pulley	Polea	Remskiva
Pulsation	Pulsación	Pulserande
Pulse	Pulso	Puls
Pump	Bomba	Pump
Purple	Púrpura	Lila

When ordering replacement parts, always give the machine's Serial Number and specify Part Number, Quantity & Description



	Push	Empujar, empuje	Tryck
Q			
	Quick Release	Suelta rápida	Snabbkoppling
R			
	Radiator (Rad)	Radiador (Rad.)	Kylare
	Raise	Levantar	Lyfta
	Raised	Levantado	Lyft
	Ram	Pistón	Kolv
	Ratio	Relación	Radie
	Rear	Trasero	Bak
	Red	Rojo	Röd
	Reducer	Reductor	Reducerare
	Reducing	Reducción, reduciendo	Reducera
	Reduction	Reducción	Reducering
	Reel	Carrete	Hjul
	Refer	Ver	Referera
	Refill	Rellenar	Återfylla
	Regulator	Regulador	Regulator
	Related	Relacionado	Besläktad
	Relay	Relé	Relä
	Release	Liberación	Lösgöra
	Relief Valve	Válvula de descarga	Övertrycksventil
	Remote	Remoto	Mottagare
	Repair	Reparar	Reparera
	Replacement	Sustitución	Ersätta
	Resister	Registrar, registro	Motstånd
	Restrictor	Estrangulador	Strypning
	Retainer	Fiador	Förskottshyra
	Retaining	Retención	
	Return	Retorno	Återvända
	Reverse	Inverso	Backa
	Reversing	Inversión	Backa
	Right	Derecha	Höger
	Right Hand Drive (RHD)	Conducción por la derecha (RHD)	Högerstyrd
	Rim	Llanta	Kant/fals
	Ring	Anillo	Ring
	Road	Carretera	Väg
	Rod	Varilla	Rulle

When ordering replacement parts, always give the machine's Serial Number and specify Part Number, Quantity & Description



Rolling	Rodamiento	Rullande
Rotary	Giratorio, rotativo	Roterande
Rotate	Girar	Rotera
Rotating	Giratorio, rotativo	Rotera
Rotation	Giro	Rotation
Rubber	Goma	Gummi

S

Safety	Seguridad	Säkerhet
Scraper	Escariador	Skrapa
Screen	Filtro, pantalla	Galler
Screw	Tornillo	Skruv
csk hd (counter-sunk head)	Cab. avell. (cabeza avellanada)	
Hex hd (hexagonal head)	Cab. hexag. (cabeza hexagonal)	Skruv sexkant
skt hd (socket head)	Cab. hueca (cabeza hueca)	Skruv (fösänkt)
Seal	Junta	Tätning
Sealant	Sellante	Flytande tätningmedel
Sealing	Sellado	Täta
Seat	Asiento	Säte
Securing	Fijación	Säkra
Selector Shaft	Eje selector	Väljaraxel
Self Tapping	Aterrajado automático	Självdränerande
Sender	Conmutador selector	Sändare
Sensor	Sensor	Sensor
Separation	Separación	Separerat
Serial	Serie	Serie
Service Exchange (S/EX)	Intercambio de servicio	Utbytesdel
Setscrew	Tornillo de fijación	Sättskruv
Shaft	Eje	Skaft
Shells	Cuerpos	Snäckor
Shield	Protector	Skjöld
Shim	Suplemento	Shims
Shock Absorber	Amortiguador	Stötdämpare
Shoe	Zapata	Sko
Short	Corto	Kort
Shovel	Pala	Skyffel
Side Access Door	Puerta de acceso lateral	Sidodörr
Sight	Vista	Sikt

When ordering replacement parts, always give the machine's Serial Number and specify Part Number, Quantity & Description



Silencer	Silenciador	Ljuddämpare
Silicon	Silicona	Silikon
Single	Único, sencillo	Enkel
Skirt	Faldón	Kjol
Slate	Pizarra	
Sleeve	Manguito	Muff
Slew	Pivotar	Svänga/slira
Slewing	Pivotaje	Svängande/slirande
Sliding	Deslizamiento	Glidande
Slotted	Ranurado	Spräcktt
Small	Pequeño	Liten
Socket	Casquillo	Socket
Solenoid	Solenoide	Solenoid
Spacer	Separador	Distans
Spare	Repuesto	Reserv
Speakers	Altavoces	Högtalare
Special	Especial	Special
Speed	Velocidad	Fart
Spherical	Esférico	Klotformig
Spigot	Espiga	Rör
Spindle	Husillo	Spindel
Splined	Acanalado	Flisad/splittrad
Splinter	Partícula	Skärva/splitter
Split Pin	Chaveta hendida	Låspinne
Splitter	Separador	Fördelare
Spray	Pulverizador, rociador	Spaya
Spring	Muelle	Fjäder
Stabiliser	Estabilizador	Stabiliserare
Stabilising	Estabilización	Stabilisera
Stack	Pila	Fullpropad med
Standard	Estándar	Standard
Standpipe	Tubo vertical	Vattenpost
Starter	Motor de arranque	Startmotor
Steel	Acero	Stål
Steering	Dirección	Styrning
Stem	Vástago	Stoppa
Stiffener	Contrafuerte, larguero	Förtjockare
Stop	Parar	Stopp
Storage	Almacenamiento	Lagra

When ordering replacement parts, always give the machine's Serial Number and specify Part Number, Quantity & Description



Stowage	Estiba	Stuvningsutrymme
Straight	Recto	Rakt
Strap	Tira de sujeción	Sätta fast
Strip	Banda	Ta bort
Strut	Puntal	Balk/stötta
Stub	Tope	Stump/talong
Stud	Espárrago	
Studded	Con pasador	
Studding	Pasante	
Sub Frame	Bastidor auxiliar	Underram
Suction Box	Caja de succión	
Suction Fan	Ventilador de succión	Sugfläkt(turbin)
Suction Nozzle	Boquilla de succión	Sugmunstycke
Sump	Sumidero	Oljetråg
Supply	Suministro	Förse
Support	Asistencia, soporte	Stödja
Suppression	Supresión	Undertryck
Suspension	Suspensión	Fjädring
Sweep	Barrido	Sopa
Sweeping	Barrido, barriendo	Sopa
Swing	Oscilación	Svänga
Switch	Interruptor	Brytare
Switches	Interruptores	Brytare
Swivel	Giratorio	Svängbar
System	Sistema	System

T

Tab Washer	Arandela con lengüeta	
Tachograph	Tacógrafo	Färdskrivare
Tachometer	Tacómetro	Hastighetsmätare
Tandem	Tándem	Tandem
Tank	Tanque	Tank
Tapered	Cónico	Avsmalnande
Taper Lock	Cierre cónico	Plugg
Tee Key	Llave en T	Gren
Temperature (Temp)	Temperatura (Temp.)	Temperatur
Template	Plantilla	Mall
Tensioner	Tensor	Sträckare
Terminal	Terminal	Terminal
Test	Prueba	Test

When ordering replacement parts, always give the machine's Serial Number and specify Part Number, Quantity & Description



Thermostat	Termostato	Termostat
Thick	Espeso	Tjock
Thimble	Dedal	Fingerborg
Thin	Delgado	Smal
Throttle	Regulador de gases	Trottel
Thrust	Empuje	Tryck
Tie Rod	Barra de acoplamiento transversal de la dirección	
Tilt	Inclinar	Tilt
Tilting	Inclinación	Tilta
Timer	Temporizador	Timer
Timing	Sincronización	Tids anpassa
Toggle	Báscula	Vippa
Tool	Herramienta	Verktyg
Toolbox	Caja de herramientas	Verktygslåda
Toothed	Dentado	Signalhorn
Top	Superior	Topp
Tow	Remolque	Dra / bogsera
Tow Ball	Bola de remolque	Dragkula
Tow Bar	Barra de remolque	Dragkrok
Tow Point	Punto de remolque	Dragpunkt
Track Rod	Tirante transversal	
Trailer	Remolque	Släp
Transfer Gearbox	Caja de cambios transferencia, caja transfer	Tillsattsväxellåda
Transmission	Transmisión	Transmission
Travel	Recorrido, viaje	Resa
Trunking	Unión	
Trunnion	Muñón	
Tube	Tubo	Rör
Tubing	Sistema de tuberías	Rördragning
Turbocharger (Turbo)	Turbocompresor (Turbo)	Turbo
Twin	Gemelo, bimotor	Dubbel
Type	Tipo	Typ
Typical	Típico	Typisk
Tyre	Neumático	Däck

When ordering replacement parts, always give the machine's Serial Number and specify Part Number, Quantity & Description

**U**

Uncompressed	No comprimido	Okomprimerad
Underside	Inferior	Undersida
Universal Joint (U/J)	Junta cardánica (U/J)	Knutkors
Union	Unión	Förena
Unit	Unidad	Del
Un-Loader	Descargador	Avlastning
Up	Arriba	Upp
Update	Actualizar	Uppdatera
Usage	Uso	Andvändning

V

Valve	Válvula	Ventil
Variant	Variante	Variant
Vehicle	Vehículo	Fordon
Voltage	Tensión	Volt

W

Wander Hose	Tubo flexible móvil	Sugslang (lövsug)
Warning	Advertencia	Varning
Washer	Arandela	Bricka
Water	Agua	Vatten
Wear	Desgaste	Slitage
Weed Ripper	Escardador	Ogräs
Welded	Soldado	Svetsad
Wheel	Rueda	Hjul
White	Blanco	Vit
Wide Sweep	Barrido amplio	Vals
Windscreen	Parabrisas	Vindruta
Wiper	Limpiaparabrisas	Torkare
Wires	Cables	Ledningar
Wiring	Cableado	Ledningsdraging
Black,	Negro,	Svart
Blue,	Azul,	Blå
Brown,	Marrón,	Brun
Green,	Verde,	Grön
Grey,	Gris,	Grå
Orange,	Naranja,	Orange
Pink,	Rosa,	Rosa
Purple,	Púrpura,	Lila
Red,	Rojo,	Röd
White	Blanco	Vit
Yellow	Amarillo	Gul
Work Light	Lámpara de trabajo	Arbetsljus

When ordering replacement parts, always give the machine's Serial Number and specify Part Number, Quantity & Description



X		
Xenon	Xenón	Xenon

Y		
Yellow	Amarillo	Gul
Yoke	Horquilla	Sammankoppla

When ordering replacement parts, always give the machine's Serial Number and specify Part Number, Quantity & Description